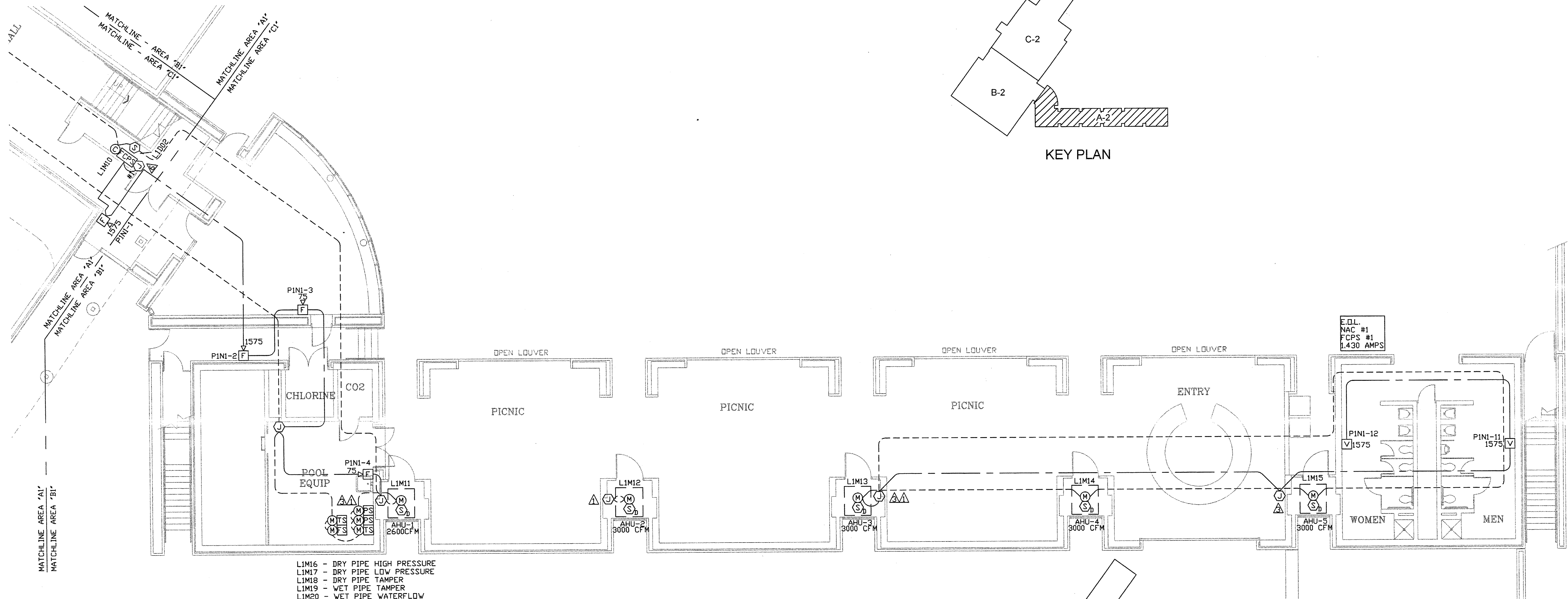


**2ND FLOOR PLAN - AREA "A2" - FIRE ALARM SYSTEM**

SCALE: 1/8" = 1'-0"

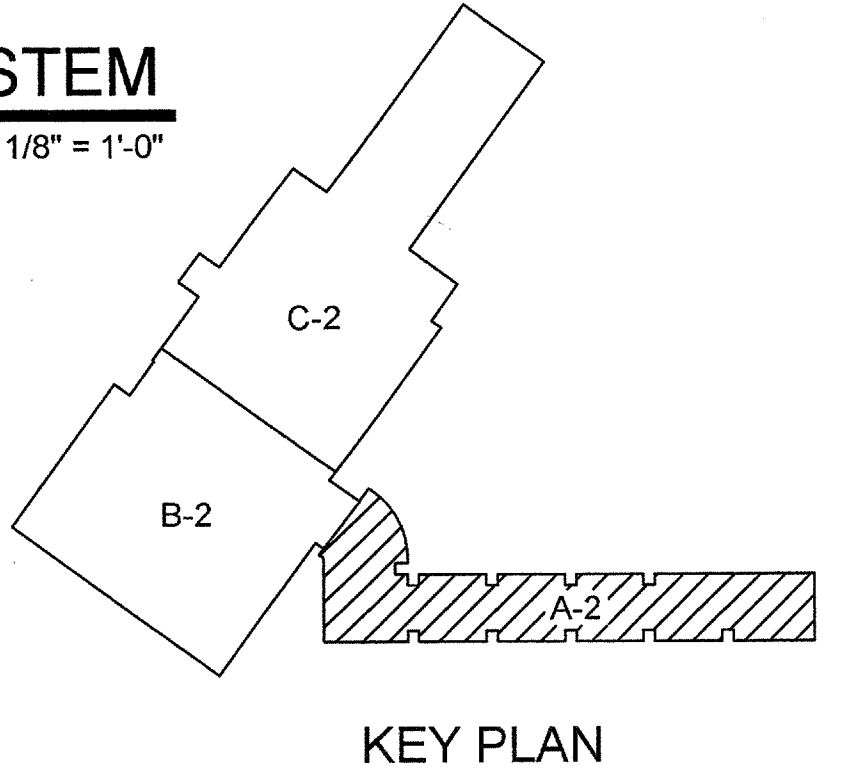
- NOTES BY SYMBOL - FIRE ALARM**
- △ SLC UP TO 2ND FLOOR
  - △ SLC DOWN TO 1ST FLOOR
  - △ NAC #1 UP TO DEVICE ON 2ND FLOOR
  - △ NAC #1 DOWN TO 1ST FLOOR
  - △ NAC #2 FROM FCPS ON 1ST FLOOR
  - △ NAC #2 UP TO 2ND FLOOR
  - △ SLC RETURN TO FACP



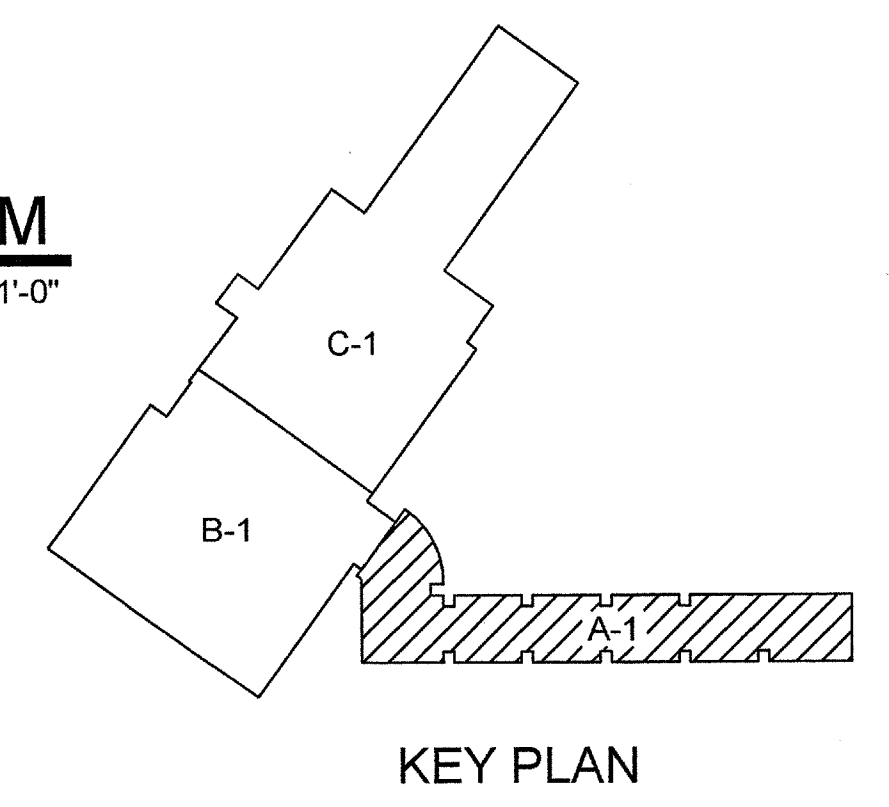
**1ST FLOOR PLAN - AREA "A1" - FIRE ALARM SYSTEM**

SCALE: 1/8" = 1'-0"

- LIM16 - DRY PIPE HIGH PRESSURE
- LIM17 - DRY PIPE LOW PRESSURE
- LIM18 - DRY PIPE TAMPER
- LIM19 - WET PIPE TAMPER
- LIM20 - WET PIPE WATERFLOW



KEY PLAN



KEY PLAN

**LINE TYPE LEGEND**

- INITIATING DEVICE CIRCUIT
- NOTIFICATION DEVICE CIRCUIT

**FIRE ALARM SYSTEM LEGEND**

SYM.	DESCRIPTION
[F]	MANUAL PULL STATION
[V] <sub>75</sub>	STROBE ONLY UNIT (# INDICATES cd)
[F] <sub>75</sub>	HORN/STROBE UNIT (# INDICATES cd)
[F] <sub>115</sub>	CEILING HORN/STROBE UNIT (# INDICATES cd)
[S]	SMOKE DETECTOR
[S] <sub>D</sub>	SMOKE DUCT DETECTOR
[H]	HEAT DETECTOR
[FACP]	FIRE ALARM CONTROL PANEL
[FAAP]	FIRE ALARM ANNUCIATOR PANEL
[FCPS]	FIRE ALARM POWER SUPPLY (AUXILIARY)
[R]	RELAY MODULE
[C]	CONTROL MODULE
[M]	MONITOR MODULE
[SY]	STROBE SYNC MODULE
[FS]	FLOW SWITCH
[TS]	TAMPER SWITCH
[PS]	PRESSURE SWITCH
[J]	JUNCTION BOX FOR FIRE ALARM
[RT]	REMOTE TEST/RESET

NOTE: NOT ALL SYMBOLS USED ON FIRE ALARM PLAN

**AS-BUILT**  
**7/12/03**

ALPHA BURGLAR AND FIRE ALARM SYSTEMS  
15245 STATE HIGHWAY 56 W.  
SHERMAN, TX 75092  
ACR-81173-388  
JOHNNY STACY  
LICENSE # APS-0562

*Johnny Stacy* 7/14/03  
DATE:

**ADDISON ATHLETIC CLUB  
EXPANSION AND LEISURE POOL  
ADDISON, TX**

**Alpha Burglar and Fire Alarm Systems**  
15245 State Hwy. 56  
Sherman, TX 75092-7917  
Phone: 888-892-0555 Fax: 903-892-9710



DWN BY:	CB
DATE:	10/14/02
REVISED:	12/9/02
AS-BUILT	7/12/03 CB

**FA-1**