



SHEET NO.	
BASE	
DATE	
COMPOSITE	
REVISIONS	

ADDISON RECREATION CENTER
 3900 BELTWAY DRIVE
 ADDISON, TEXAS



The Benham Group Dallas
 architects
 engineers
 planners
 1341 w. mockingbird ln.
 suite 517 e
 dallas, texas



PIER AND GRADE BEAM PLAN

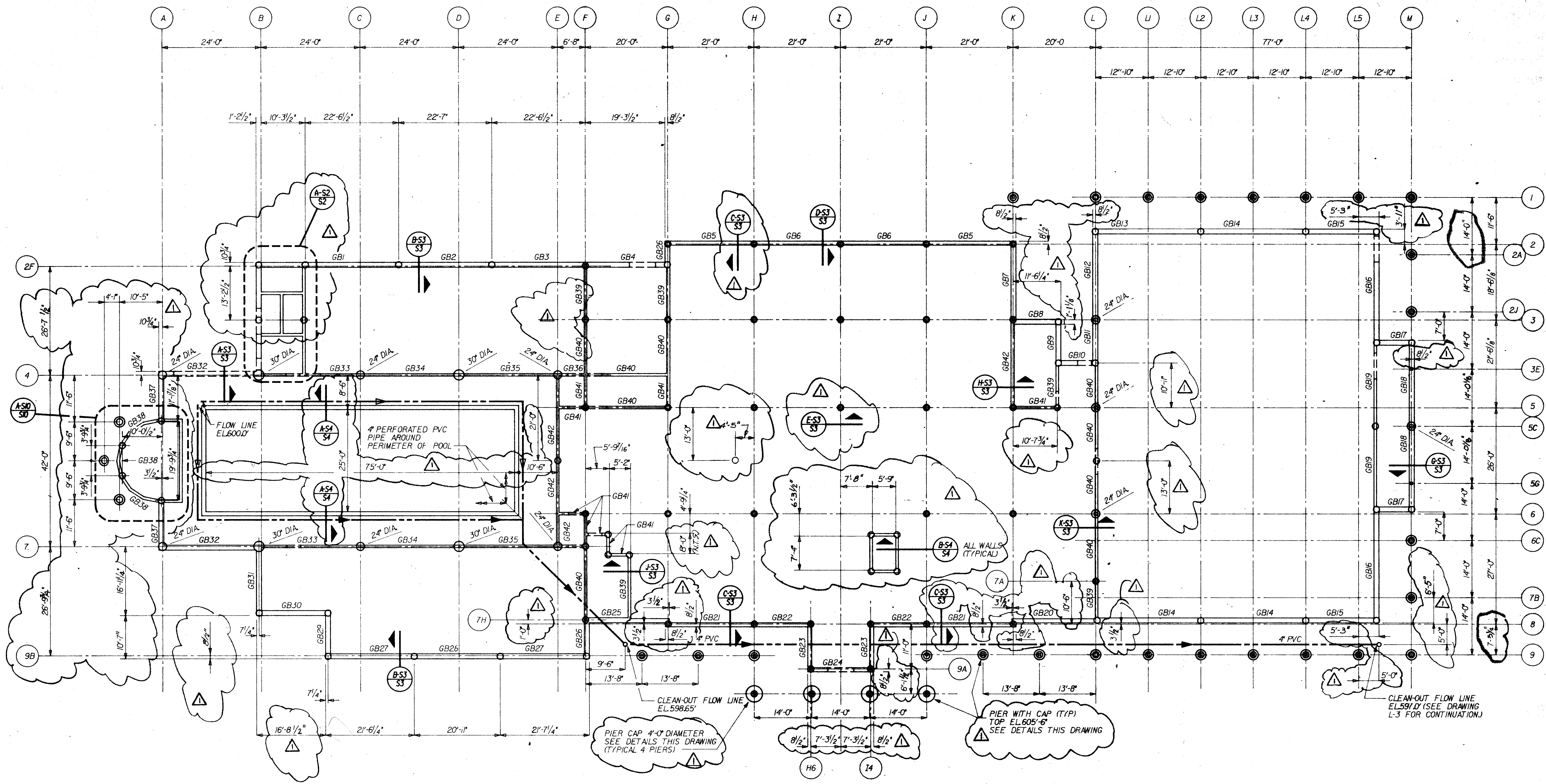
drawn D. MESSNER
 chkd E. KOCHICK
 date 3-19-88
 revisions

no. date
 4-21-88

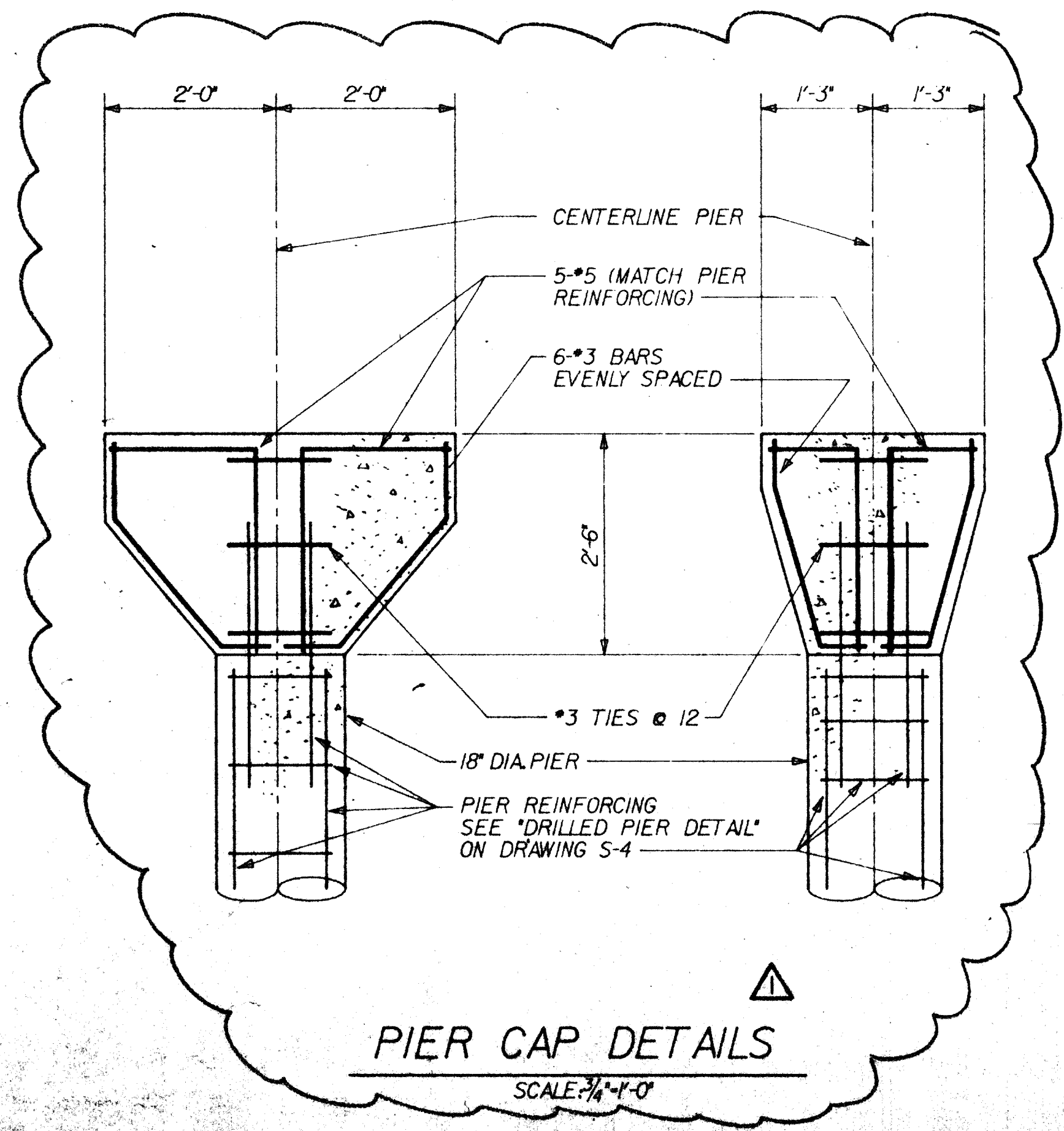
4. ALL PIER CAPS (WHERE SHOWN) ARE 2'-6" DIAMETER UNLESS NOTED OTHERWISE. SEE DETAILS THIS DRAWING.

5. GRADE BEAMS NOT DIMENSIONED ARE CENTERED ON GRID LINES.

Sheet of S-1



PIER AND GRADE BEAM PLAN



GRADE BEAM SCHEDULE											
MARK	W X H	TOP BARS	BOT BARS	STIRRUPS		MARK	W X H	TOP BARS	BOT BARS	STIRRUPS	
				SIZE	SPACING					SIZE	SPACING
GB1	14 1/2 X 30	2 - #6	3 - #6	#3	013"	GB22	12X30	2 - #5	2 - #5	#3	024
GB2	14 1/2 X 30	2 - #5	2 - #6	#3	5013 EE, BAL024"	GB23	12X30	2 - #5	2 - #5	#3	024
GB3	14 1/2 X 30	2 - #5	2 - #6	#3	5013 EE, BAL024"	GB24	12X30	2 - #5	2 - #5	#3	024
GB4	14 1/2 X 30	2 - #5	2 - #7	#3	6013 EE, BAL024"	GB25	12X30	2 - #5	2 - #5	#3	024
GB5	12X30	2 - #5	2 - #6	#3	5013 EE, BAL024"	GB26	14 1/2 X 30	2 - #5	2 - #5	#3	024
GB6	12X30	2 - #5	2 - #5	#3	4013 EE, BAL024"	GB27	14 1/2 X 30	2 - #5	2 - #7	#3	6013 EE, BAL024
GB7	12X30	2 - #5	2 - #5	#3	024"	GB28	14 1/2 X 30	2 - #5	2 - #6	#3	5013 EE, BAL024
GB8	14 1/2 X 30	2 - #5	2 - #5	#3	024"	GB29	14 1/2 X 30	2 - #5	2 - #5	#3	024
GB9	14 1/2 X 30	2 - #5	2 - #5	#3	024"	GB30	14 1/2 X 30	2 - #5	2 - #6	#3	4013 EE, BAL024
GB10	14 1/2 X 30	2 - #5	2 - #5	#3	024"	GB31	14 1/2 X 30	2 - #5	2 - #5	#3	024
GB11	14 1/2 X 30	2 - #6	2 - #5	#3	024"	GB32	14 1/2 X 30	3 - #5	4 - #6	#3	013
GB12	14 1/2 X 30	2 - #6	2 - #7	#3	7013 EE, BAL024"	GB33	12X30	3 - #5	2 - #7	#3	8013 EE, BAL024
GB13	14 1/2 X 30	3 - #5	3 - #7	#3	9013 EE, BAL024"	GB34	12X30	2 - #6	2 - #7	#3	8013 EE, BAL024
GB14	14 1/2 X 30	3 - #5	2 - #7	#3	7013 EE, BAL024"	GB35	12X30	3 - #5	2 - #7	#3	8013 EE, BAL024
GB15	14 1/2 X 30	2 - #5	2 - #6	#3	4013 EE, BAL024"	GB36	12X30	2 - #6	2 - #5	#3	013
GB16	14 1/2 X 30	3 - #6	2 - #9	#3	013"	GB37	14 1/2 X 30	2 - #5	2 - #5	#3	024
GB17	14 1/2 X 30	2 - #5	2 - #5	#3	024"	GB38	8X30	2 - #5	2 - #5	#3	012
GB18	14 1/2 X 30	2 - #5	2 - #7	#3	6013 EE, BAL024"	GB39	8X30	2 - #5	2 - #5	#3	024
GB19	12X30	2 - #6	2 - #6	#3	6013 EE, BAL024"	GB40	8X30	2 - #5	2 - #5	#3	024
GB20	12X30	2 - #5	2 - #5	#3	024"	GB41	8X30	2 - #5	2 - #5	#3	024
GB21	12X30	2 - #5	2 - #5	#3	024"	GB42	8X30	2 - #5	2 - #5	#3	024