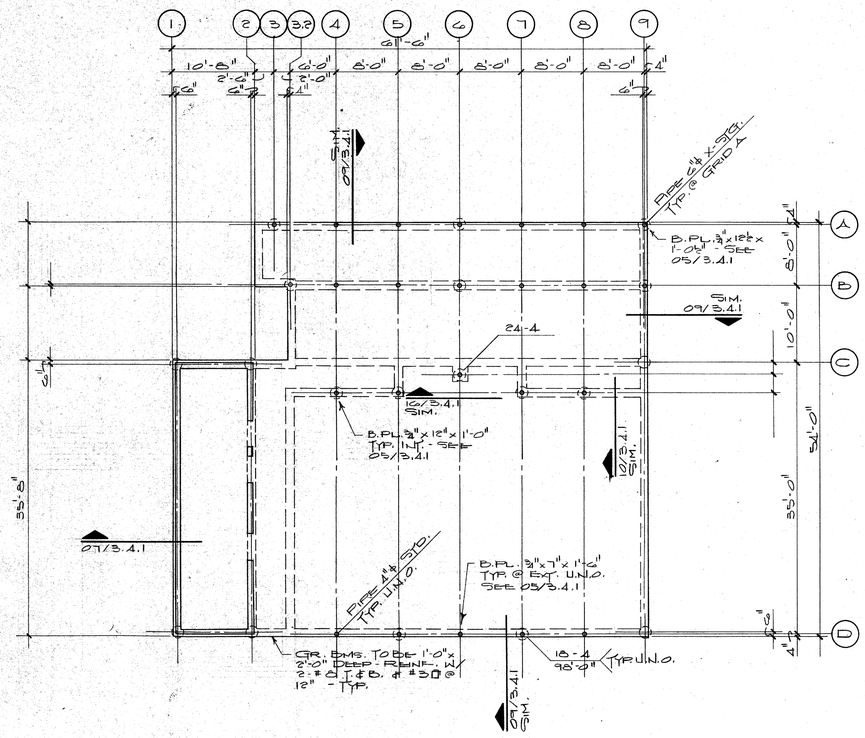

1 FOUNDATION PLAN

8" = 1'-0"

PLAN NOTES:

1. FINISH FLOOR ELEVATION = 100'-0" (U.N.O.).
2. SEE SHEET 3.1.1 FOR GENERAL NOTES.
3. SEE SHEET 3.4.1 FOR PIER SCHEDULE AND TYPICAL PIER DETAIL.
4. SEE SHEET 3.4.1 FOR TYPICAL FOUNDATION DETAILS.
5. FLOOR SLAB IS 5" SLAB ON GRADE REINFORCED WITH 6x6-2.9x2.9 W.W.F. (2" FROM TOP). SEE SOILS REPORT FOR SUBGRADE PREPARATION.
6. "W2" INDICATES WALL TYPE. SEE SECTION "03"/3.5.1 FOR WALL THICKNESS AND REINF. "W1" SHALL BE TYPICAL WALL TYPE UNLESS NOTED ON PLAN.
7. * INDICATES PIPE COLUMNS WITH DRAIN SLOT IN "EAST" FACE. SEE DETAIL 03/3.5.8 FOR INFO.

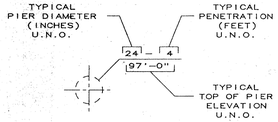

PIER DESIGNATION

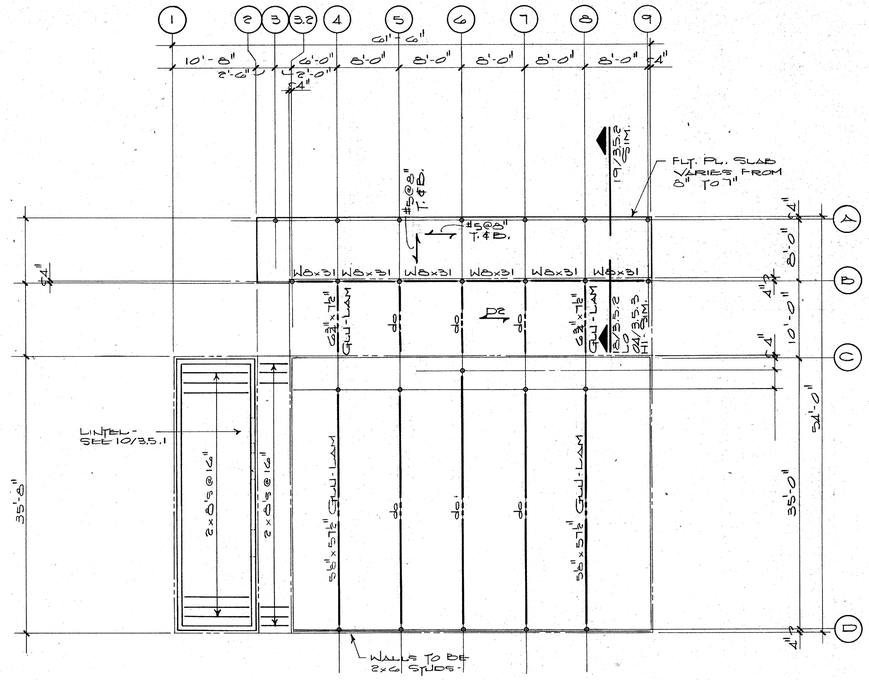

2 ROOF FRAMING PLAN

8" = 1'-0"

PLAN NOTES:

1. (112'-0") INDICATES TOP OF STEEL/ BOTTOM OF DECK ELEVATION.
2. SEE SHEET "3.1.1" FOR GENERAL NOTES.
3. SEE SHEET "3.6.1" FOR TYPICAL CMU WALL CONSTRUCTION.
4. D2 INDICATES 2.1/4" GLU-LAM DECK.
5. FLAT PLATE REBAR SHALL BE PLACED IN THE FOLLOWING SEQUENCE:
   - A. BOTTOM - NORTH/SOUTH BARS
   - B. BOTTOM - EAST/WEST BARS
   - C. TOP - EAST/WEST BARS
   - D. TOP - NORTH/SOUTH BARS



ACC · ACT

ADDISON

OWNER **Town of Addison**	LANDSCAPE The Kellams Group 317-776-1417	STRUCTURAL Ellison Tanner 214-387-8393	RESTORATION Alan Mason 214-696-7182	
ARCHITECT **Cunningham Architects** 2700 Fairmount Dallas, Texas 75201 214-855-5272	THEATRE CONSULTANT Theatre Projects 203-431-3943	M.E.P. MEP Systems 214-754-4741	LIGHTING Pamela Hull Wilson 214-823-6547	
	INTERIORS CRSS 713-552-2000	CIVIL Kurtz & Associates 214-690-3322	GRAPHICS Nottestad Design 214-954-1978	

Issue	Category	Subcategory	Sheet
ISSUE FOR BID 8-17-90	3	2	8