GENERAL ELECTRICAL NOTES

G1. COMPLETE SYSTEMS: PROVIDE LABOR, MATERIALS, EQUIPMENT, AND TRANSPORTATION TO ERECTS, INSTALL, ADJUST, AND PUT INTO OPERATION COMPLETE ELECTRICAL SYSTEMS IN ACCORDANCE WITH THE INTENT OF THE CONTRACT DOCUMENTS (PLANS & SPECIFICATIONS). PROVIDE PRODUCTS NOT MENTIONED BUT OBVIOUSLY NECESSARY AND INCIDENTAL TO THE COMPLETION OF THIS WORK.

G2. SCOPE: WORK SHALL INCLUDE, BUT NOT BE LIMITED TO THE FOLLOWING: MECHANICAL WORK AS REQUIRED FOR COORDINATION, POWER DISTRIBUTION, FIRE ALARM SYSTEM, AND INSTALLATION OF MATERIALS.

G3. UTILITIES: COORDINATE WITH ALL UTILITY SERVICES. NOTIFY UTILITIES OF COMMENCEMENT OF WORK. MAKE ALL ARRANGEMENTS FOR TEMPORARY SERVICES. PROVIDE ALL WORK AND MATERIALS NECESSARY TO COMPLY WITH ALL UTILITY REGULATIONS AND REQUIREMENTS.

G4. PERMITS: OBTAIN ALL NECESSARY PERMITS TO BEGIN AND CONTINUE WITH WORK. PAY ALL ASSOCIATED FEES FOR PERMITS AND OTHER MUNICIPAL AND INSPECTING REQUIREMENTS.

G5. EXPERIENCE: ALL WORK DONE SHALL BE PERFORMED BY QUALIFIED ELECTRICIANS, UNDER THE SUPERVISION AND DIRECTION OF A SUPERINTENDENT HAVING SUCCESSFUL EXPERIENCE INSTALLING AND SUPERVISING EQUIPMENT AND SYSTEMS OF SIMILAR TYPE AND SIZE AS INDICATED BY CONTRACT DOCUMENTS.

G6. REGULATIONS: ALL WORK SHALL BE PERFORMED IN ACCORDANCE WITH CURRENT BLDG. REGULATIONS, AND PREVAILING STANDARDS OF THE NATIONAL ELECTRICAL CODE, NE., IECEE, NFPA, NFPA, ANSI, NATIONAL ELECTRICAL SAFETY CODE, AND ANY LOCAL CODES, LAWS, OR ORDINANCES. IN THE EVENT THAT A DISCREPANCY IS FOUND IN THE CONTRACT DOCUMENTS, THE ENGINEER SHALL BE NOTIFIED IMMEDIATELY.

G7. COSTS AND CONDITIONS: EXAMINE AND BECOME FAMILIAR WITH ALL CONTRACT DOCUMENTS IN THEIR ENTIRETY. ACQUAINT THE PROJECT AND BECOME FAMILIAR WITH EXISTING CONDITIONS AND SCOPE OF WORK. ALL COSTS SUBMITTED SHALL BE BASED ON A THOROUGH KNOWLEDGE OF ALL WORK AND MATERIALS REQUIRED. ANY ADDITIONAL COSTS DUE TO FAILURE TO COMPLY WITH THIS REQUIREMENT SHALL BE THE RESPONSIBILITY OF THE CONTRACTOR.

G8. SPECIFICATIONS: BECOME FAMILIAR WITH ALL BUILDING SPECIFICATIONS, DESIGN CRITERIA, AND EQUIPMENT REQUIREMENTS PRIOR TO ANY EQUIPMENT PURCHASE OR INSTALLATION. REFERENCE BUILDING SPECIFICATIONS FOR DEVICES, MATERIALS AND ARRANGEMENT REQUIREMENTS NOT SPECIFIED ON THESE DRAWINGS. THERE SHALL BE NO DEVIATION FROM BUILDING SPECIFICATIONS AND CRITERIA WITHOUT THE WRITTEN APPROVAL OF THE ARCHITECT AND ENGINEER.

G9. COORDINATION: COORDINATE WORK WITH ALL OTHER TRADES. GIVE SPECIAL CONSIDERATION TO COORDINATING INSTALLATION OF LIGHTING, SPRINKLER PIPING, AND DUCTWORK. COORDINATE WALL OUTLET LOCATIONS WITH MILLWORK. COORDINATE WALL SWITCHES WITH DOOR SWINGS. VERIFY EXACT LOCATION, COLOR AND FINISH OF OUTLETS AND DEVICES WITH ARCHITECT PRIOR TO INSTALLATION.

G10. PRODUCTS: ALL PRODUCTS SHALL BE NEW, SPECIFICATION GRADE. PRODUCTS OF A SIMILAR NATURE SHALL BE OF THE SAME TYPE AND MANUFACTURER. PROVIDE THE STANDARD PRODUCTS OF MANUFACTURERS REGULARLY ENGAGED IN THE PRODUCTION OF SPECIFIED PRODUCTS, UNLESS OTHERWISE REQUIRED BY DRAWING. ALL PRODUCTS SHALL BE CONSTRUCTED AND INSTALLED IN ACCORDANCE WITH NATIONALLY RECOGNIZED AND ACCEPTED STANDARDS AND PROCEDURES.

G11. GROUNDING: ALL CIRCUITS SHALL BE RUN WITH A #12 AWG INSULATED GREEN COPPER GROUND WIRE, UNLESS OTHERWISE NOTED. USE OF CONDUIT AS A GROUND IS UNACCEPTABLE.

GENERAL POWER NOTES

P1. VERIFY EXACT LOCATION OF OUTLETS AND DEVICES WITH ARCHITECT PRIOR TO INSTALLATION. PROVIDE OUTLET BOXES, DEVICES, COVERPLATES, AND PLASTER AS REQUIRED.

P2. REFERENCE ARCHITECT'S DRAWINGS FOR ALL HEIGHTS, DIMENSIONS, AND CONFIGURATIONS OF DEVICES NOT INDICATED ON THESE DRAWINGS. REFERENCE MAKE DRAWINGS FOR EQUIPMENT NOT IDENTIFIED.

P3. DROP FROM JUNCTION BOXES TO DEVICES AS INDICATED. ADDITIONAL JUNCTION BOXES MAY BE REQUIRED BEYOND THOSE SHOWN.

P4. COORDINATE FLOOR PENETRATIONS WITH STRUCTURAL ENGINEER. ALL PENETRATIONS THROUGH FIRE-RATED SLABS AND PARTITIONS SHALL BE FIRE PROOFED TO THE SAME OR GREATER RATING THAT OF THE SLAB OR PARTITION. WHERE CONFLICTS OCCUR, NOTIFY ARCHITECT.

P5. VERIFY ALL EQUIPMENT RECEPTACLE REQUIREMENTS. PROVIDE PLUGS AND RECEPTACLES AS REQUIRED.

P6. SUPPLY AND INSTALL PLUGS TO MATCH SPECIAL RECEPTACLES AS REQUIRED. VERIFY ALL SPECIAL RECEPTACLES UPON ARRIVAL OF EQUIPMENT. FURNISH ADDITIONAL RECEPTACLES WHEN NECESSARY.

P7. PROVIDE 120V CONTROL WIRING AND CONDUIT FROM ALL NECESSARY A/C CONTROLS. VERIFY EXACT REQUIREMENTS WITH EQUIPMENT SUPPLIER AND HVAC CONTRACTOR.

P8. EQUIPMENT EXPOSED TO WEATHER SHALL BE WEATHERPROOF.

P9. REFERENCE ELECTRICAL DETAIL SHEET(S) FOR PANELBOARD SCHEDULES, ELECTRICAL RISER DIAGRAM, SYMBOLS, ETC.

P10. REFERENCE MECHANICAL EQUIPMENT SCHEDULES FOR CONNECTION REQUIREMENTS.

SITE POWER NOTES

SP1. RUN #8 WIRE HOMERUNS

SP2. RUN #10 WIRE BETWEEN DEVICES.

SP3. COORDINATE ALL FIXTURE LOCATIONS AT TREES IN FIELD WITH ARCHITECT.

SP4. COORDINATE CONDUIT ROUTING AROUND TREES WITH ARCHITECT.

SP5. REF. CONTROL SCHEDULE FOR TIMECLOCK AND RELAY WIRING AND CIRCUITING.

SP6. COORDINATE SITE WORK WITH OTHER TRADES.

SP7. COORDINATE WORK WITH SITE CONDITIONS.

FIRST FLOOR POWER NOTES

1P1. PROVIDE EMERGENCY POWER OFF SWITCHES FOR SHOP PANELBOARD 'TS'. CONNECT TO SHUNT TRIP MAIN CIRCUIT BREAKER AT PANEL 'TS'.

1P2. ROUTE ALL CONDUIT FOR GALLERY BELOW GRADE OR THRU 2ND FLOOR CLG. VIA CHASES. COORDINATE ALL CONDUIT ROUTING IN FIELD WITH ARCHITECT.

SECOND FLOOR POWER NOTES

2P1. COORDINATE WORK IN GALLERY CHASES WITH MECHANICAL, PLUMBING, FIRE PROTECTION, AND THEATRICAL WORK.

THIRD FLOOR POWER NOTES

3P1. PROVIDE CONDUIT TECHNOLOGY HPA TYPE PANEL PROJECTION UNIT FOR PANEL 'AA'. MOUNT AT WALL NEXT TO PANEL 'AA'.

SPECIAL SYSTEMS NOTES

S1. TELEPHONE SYSTEM: PROVIDE A COMPLETE TELEPHONE SYSTEM, TO EXTENT REQUIRED BY TELEPHONE COMPANY OR CONTRACTOR. PROVIDE BACKBOARDS, CONDUITS, AND PULL STRINGS. ELECTRICAL CONTRACTOR TO PROVIDE AND PULL 2 PAIR WIRE FROM EACH LOCATION TO TERMINAL BOARDS. COORDINATE WORK WITH TELEPHONE COMPANY AND TELEPHONE CONTRACTOR.

S2. FIRE ALARM: VERIFY FIRE ALARM EQUIPMENT REQUIREMENTS WITH LOCAL AUTHORITY HAVING JURISDICTION. PROVIDE REQUIRED DEVICES.

S3. LOCATE EMERGENCY POWER OFF (EPO) SWITCH AS SHOWN. FURNISH SWITCH WITH RED FACE, WHITE REGRAVED LETTERS, AND HINGED CLEAR COVER PLATE TO PREVENT ACCIDENTAL SECURITY. GANG SWITCH WITH SALON ABORT SWITCH AND OTHER RELATED DEVICES.

SECURITY SYSTEM NOTES

S1. PROVIDE ALL CONDUIT REQUIRED FOR A COMPLETE AND OPERATIONAL SECURITY SYSTEM. COORDINATE REQUIREMENTS WITH SECURITY EQUIPMENT SUPPLIER AND MANUFACTURER.

S2. LOCATE JUNCTION BOXES AS ON WALLS, CEILING, AND IN SHELVES AS INDICATED OR AS REQUIRED BY FIELD CONDITIONS.

S3. FIELD VERIFY ALL CONDUIT, JUNCTION BOX, WIRING AND DEVICE REQUIREMENTS FOR SECURITY SYSTEM.

S4. RUN MINIMUM 3/4" CONDUIT UNLESS OTHERWISE REQUIRED OR INDICATED BY MANUFACTURER OF SECURITY EQUIPMENT. COORDINATE CONDUIT LOCATIONS AND TERMINATIONS.

S5. PROVIDE DEDICATED JUNCTION BOXES AND AC POWER FOR SECURITY EQUIPMENT AS REQUIRED OR INDICATED BY SECURITY EQUIPMENT INSTALLER.

S6. COORDINATE ALL WORK WITH SECURITY EQUIPMENT INSTALLER. BECOME FAMILIAR WITH ALL SECURITY SYSTEM EQUIPMENT PROVIDED. PROVIDE ALL MATERIALS AND TOOLS NECESSARY FOR INSTALLATION OF A COMPLETE SECURITY SYSTEM WORK.

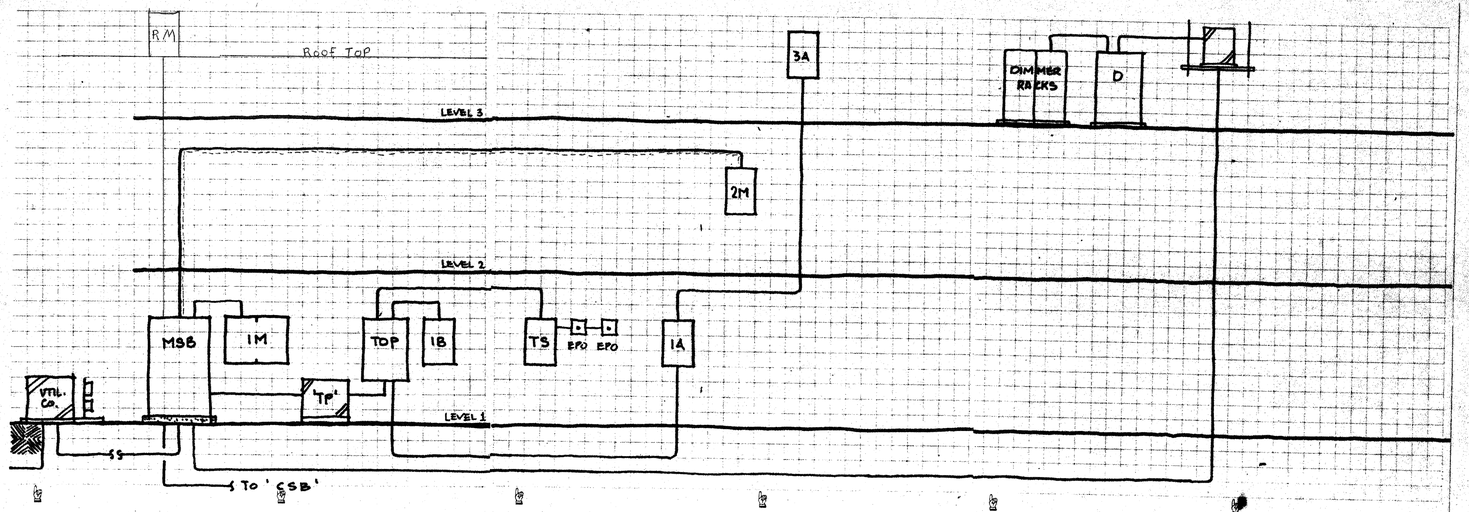

THEATRE RISER

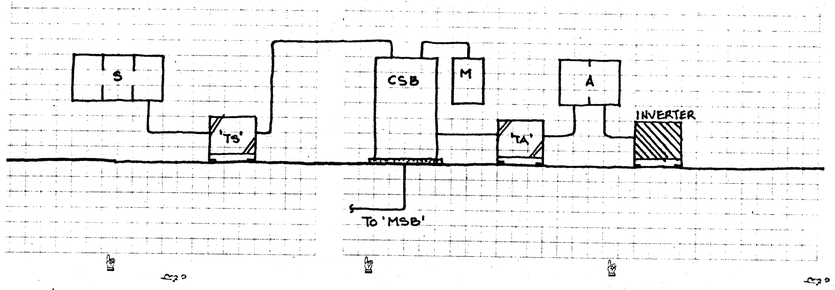

CONVENTION RISER

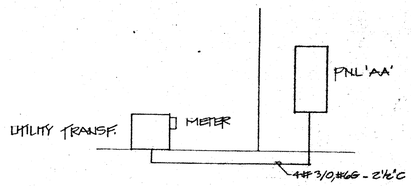

COMMUNITY HOUSE RISER

THEATRICAL COORDINATION NOTES:

C1. COORDINATE ALL WORK WITH THEATRICAL CONTRACTOR. ENSURE THAT RESPECTIVE RESPONSIBILITIES OF EACH CONTRACTOR ARE MAINTAINED.

C2. ALLOCATION OF RESPONSIBILITIES:

REALM OF RESPONSIBILITY	FURNISHED BY WHOM	INSTALLED BY WHOM
COMMOD/BACKDAY		
A/V	BASE	BASE
THEATRICAL DIMMING	BASE	BASE
WIRING		
LINE VOLTAGE	BASE	BASE
LOW VOLTAGE	THEATRE SUB	THEATRE SUB
TERMINATIONS		
JUNCTION BOXES	BASE	BASE
COVERPLATES	THEATRE SUB	THEATRE SUB
DIMMING TERMERATIONS	THEATRE SUB	THEATRE SUB
A/V TERMINATIONS	THEATRE SUB	THEATRE SUB
LIGHTING		
DIMMING EQUIPMENT	THEATRE SUB	THEATRE SUB
DIMMING CONTROLS	THEATRE SUB	THEATRE SUB
RELAYS	BASE	THEATRE SUB
CONTROL WIRING	THEATRE SUB	THEATRE SUB

ELECTRICAL NOTES

STATE OF TEXAS
MARK BRIAN FORTNER
43304
LICENSED PROFESSIONAL ENGINEER

ACC • ACT
ADDISON

OWNER: Town of Addison
ARCHITECT: Cunningham Architects 2100 Fairmount Dallas, Texas 75201 214-855-0272
LANDSCAPE: The Kathryn Gilroy 387-776-1455
THEATRE CONSULTANT: Theatre Projects 203-426-3940
INTERIORS: CRSS 713-552-2000
STRUCTURAL: Ellison 214-361-
M.E.P: MEP Systems 214-754-4700
CIVIL: Kurtz & Associates 214-620-3322
MECHANICAL: Alan Mauldin 214-687-1822
ELECTRICAL: Thomas Hall Wilson 214-823-8242
PLUMBING: Mechanical Designs 214-904-9115

ISSUED FOR BID 8-11-00

8 1 1