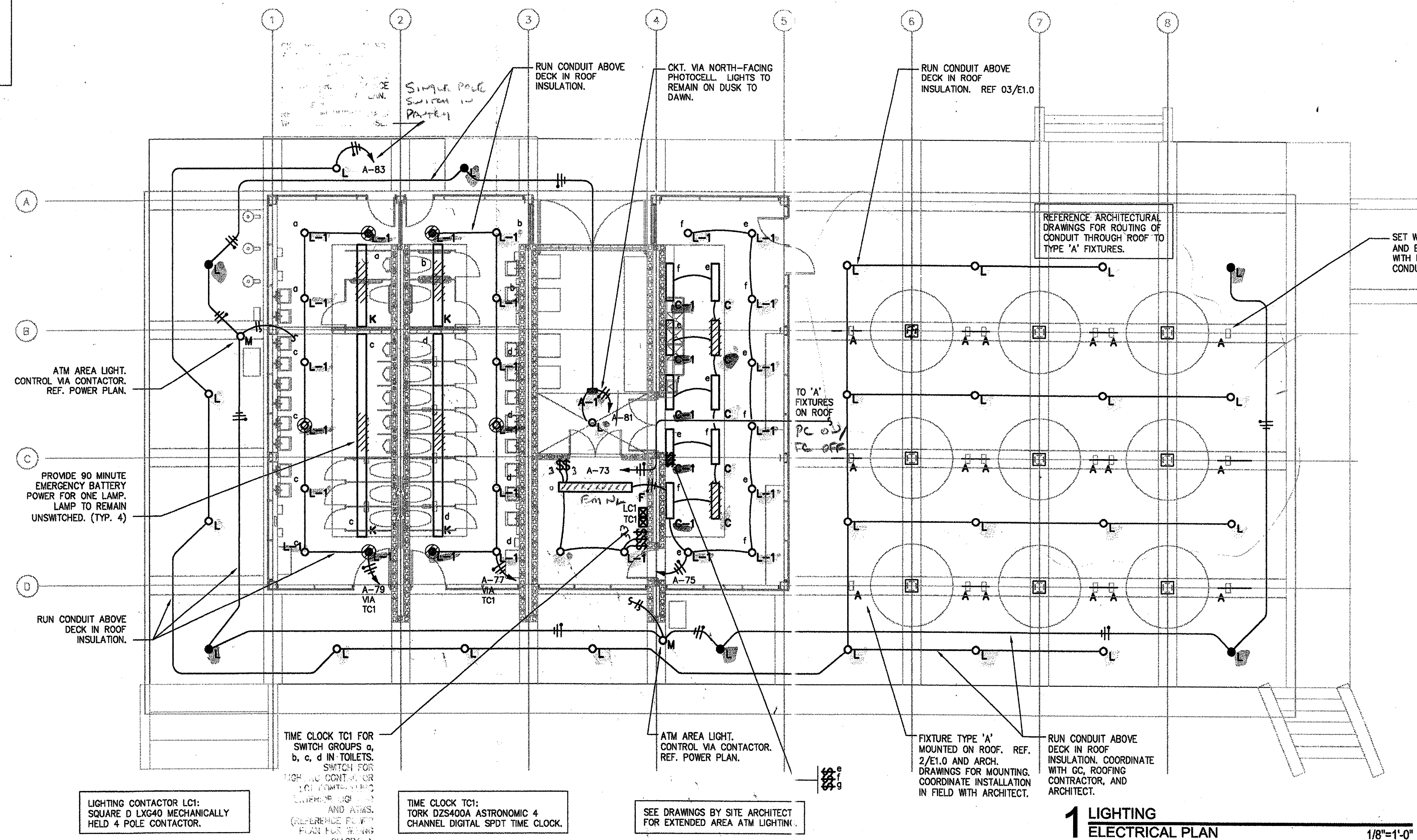
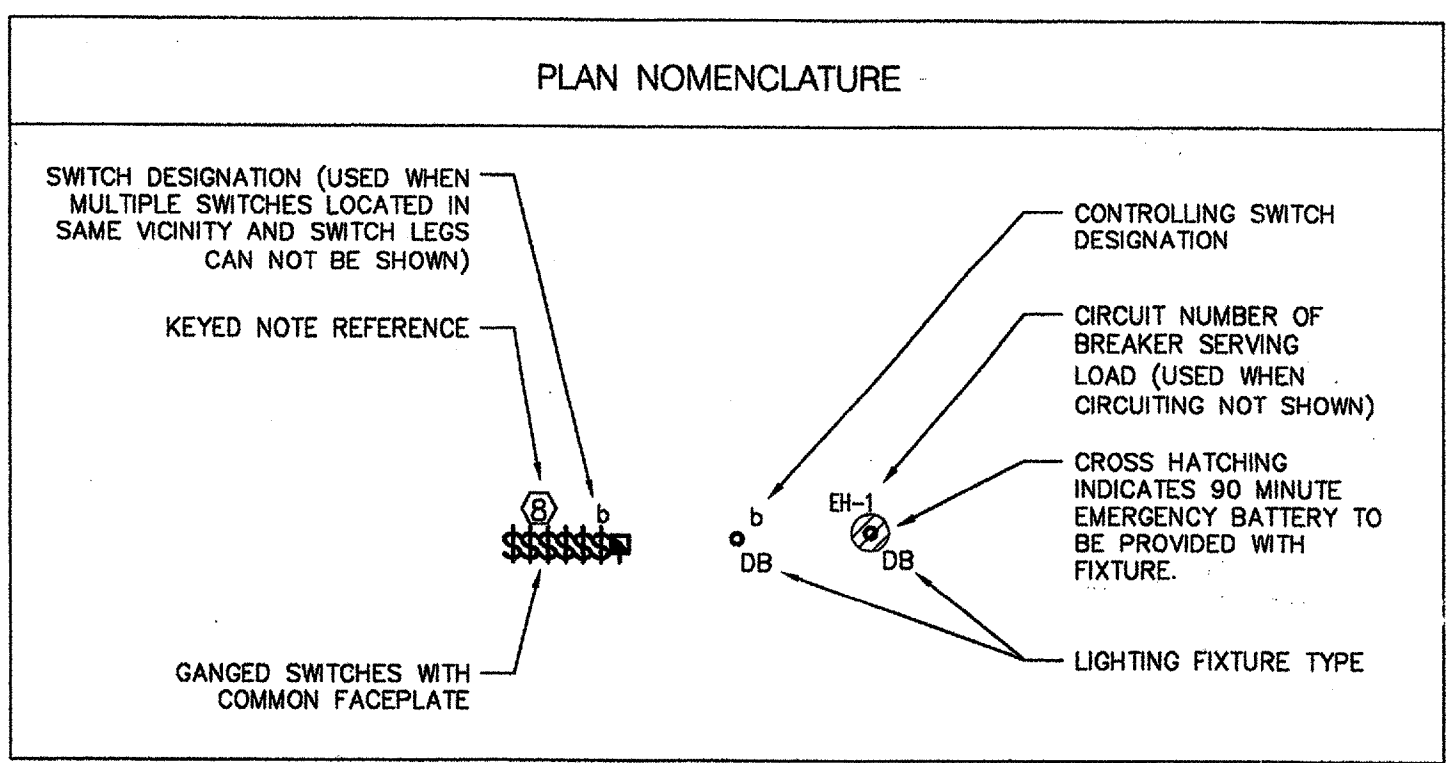
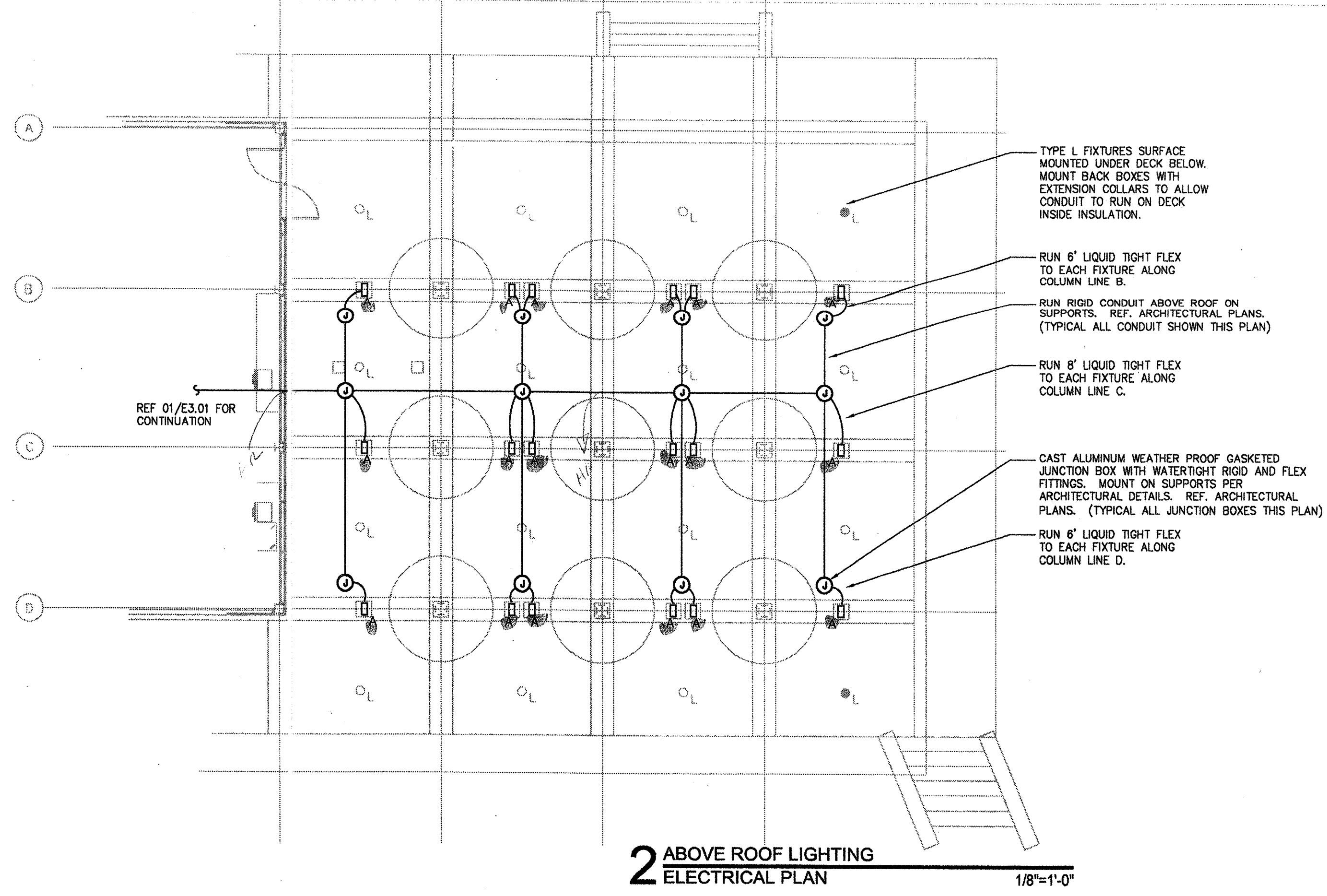
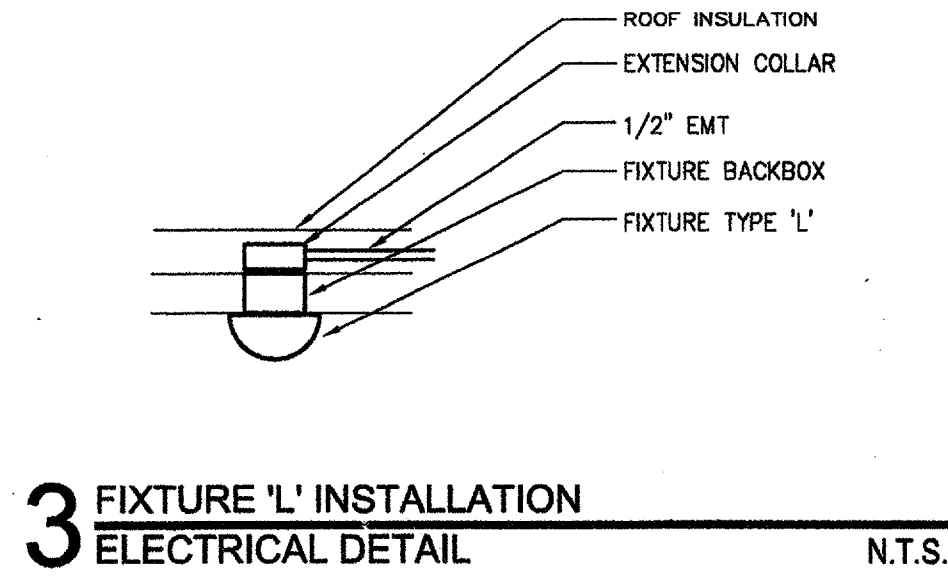


**GENERAL ELECTRICAL LIGHTING NOTES**

- L1. FIXTURES: ALL FIXTURES ARE TYPE 'A' UNLESS NOTED OTHERWISE. REFERENCE LIGHTING FIXTURE SCHEDULE FOR COMPLETE DESCRIPTION OF EACH FIXTURE TYPE. REFERENCE ARCHITECT'S DRAWINGS FOR EXACT LOCATIONS OF FIXTURES.
- L2. CONTROL: LOWERCASE LETTERS SHOWN ADJACENT TO FIXTURES INDICATE CONTROL BY SWITCHES OR HOMERUNS INDICATED WITH SAME LOWER CASE LETTER. SWITCHES SHOWN NEAR DOORS IN ENCLOSED SPACES CONTROL LIGHTING IN SAME SPACE.
- L3. GANGING: MOUNT ADJACENT SWITCHES GANGED.
- L4. SUPPORT: MOUNT ALL LIGHT FIXTURES ACROSS CEILING TEES OR FROM STRUCTURE ABOVE AS APPROVED BY LOCAL AUTHORITIES. PROVIDE GRID CLIPS IF REQUIRED BY LOCAL AUTHORITIES. IN NO CASE SHALL CEILING TILES OR PLASTER CEILING SUPPORT ANY FIXTURE.
- L5. SWITCHES: ALL LINE VOLTAGE SWITCHES SHALL BE SPECIFICATION GRADE, RATED 20A 120/277V. PROVIDE SWITCHES COMPATIBLE WITH RECEPTACLES BY STYLE AND GRADE. SUBMIT SAMPLES TO ARCHITECT FOR APPROVAL PRIOR TO PURCHASE AND INSTALLATION. VERIFY EXACT LOCATION OF SWITCHES WITH ARCHITECT PRIOR TO INSTALLATION.  
 SWITCH PLATES: FVR  
 SWITCH FACE: FVR  
 MANUFACTURER: FVR  
 STYLE: FVR
- L6. PROVIDE LIGHTING CONTACTORS OR RELAYS AS REQUIRED FOR LIGHTING CONTROL AS SHOWN ON PLANS OR DIRECTED BY OWNER. PROVIDE ADDITIONAL SWITCHING CONTROLS IF REQUIRED BY LOCAL ENERGY CODES.
- L7. WIRE FROM JUNCTION BOXES TO FIXTURES OR SWITCHES. ADDITIONAL JUNCTION BOXES AND SWITCHES MAY BE REQUIRED BEYOND THOSE SHOWN. TYPICAL SWITCHING SHALL BE LOCATED INSIDE EACH ROOM NEAR THE STRIKE SIDE OF EACH DOOR.
- L8. CROSS HATCHED FIXTURES INDICATE EMERGENCY/NIGHT LIGHT FIXTURES. PROVIDE BODINE B50 BATTERY PACK (OR AS SPECIFIED IN LIGHTING FIXTURE SCHEDULE) FOR ALL EMERGENCY/NIGHT LIGHT FLUORESCENT FIXTURES NOT SERVED BY EMERGENCY POWER. PROVIDE QUARTZ RESTRIKE ACCESSORY WITH RELAY FOR ALL EMERGENCY AND EMERGENCY/NIGHT LIGHT HID FIXTURES, IF ANY.
- L9. EMERGENCY EGRESS LIGHTING AND EXIT LIGHTS SHALL COMPLY WITH NFPA 101, ALL LOCAL CODES, AND NATIONAL CODES AND REQUIREMENTS. PROVIDE ALLOWANCE FOR 1 ADDITIONAL EMERGENCY EXIT LIGHTS, AND 1 ADDITIONAL EMERGENCY BATTERY PACK LIGHTS. IF REQUIRED, ADDITIONAL LIGHTS ARE TO BE LOCATED AS DETERMINED BY LOCAL AUTHORITIES AND ARCHITECT.
- L10. COORDINATE ROOF PENETRATIONS OF CONDUIT FOR LIGHTING WITH ARCHITECT. REFERENCE ARCHITECTURAL DRAWINGS FOR ROUTING AND PLACEMENT OF BOXES AND CONDUIT FOR EXTERIOR FIXTURES. PROVIDE WATERTIGHT JUNCTION BOXES AND FIELD VERIFY LOCATION AND PLACEMENT OF BOXES. USE WATERTIGHT FLEXIBLE CONDUIT FOR TYPE 'A' FIXTURES. COORDINATE LENGTH AND ARRANGEMENT OF CONDUIT AND CONNECTIONS FOR TYPE 'A' FIXTURES IN FIELD WITH ARCHITECT.



REFERENCE RCP FOR LUMINAIRE TYPES. REFERENCE ARCHITECTURAL DRAWINGS AND SPECIFICATIONS FOR LIGHTING FIXTURE SCHEDULE.

MEP SUB-CONTRACTORS ARE RESPONSIBLE FOR COORDINATION WITH ARCHITECTURAL PLANS FOR ALL WORK. REFERENCE GENERAL ELECTRICAL NOTE G7/E3.0.

REFERENCE PANEL BOARD SCHEDULES FOR ADDITIONAL LOAD AND CIRCUIT INFORMATION.

**cunningham architects**  
 918 Dragon Street  
 Dallas, Texas 75207  
 214.915.0900  
 214.915.0901

MEP CONSULTING SERVICES  
 918 Dragon Street, Dallas, Texas 75207  
 mep@myrdin.com  
 214.915.0906 fax 214.915.0901  
 ME P E M

**MYRDIN**  
 918 Dragon Street, Dallas, Texas 75207  
 214.915.0906  
 214.915.0901

**Addison Arts and Events Pavilion**  
 Addison, Texas

date  
 08/26/02  
 10/31/02  
 01/23/03

issue  
 DD 50%  
 CD 95%

N  
**E1.0**  
 ELECTRICAL