

FINISH SCHEDULE

ROOM	FLOOR	BASE	WALLS				COLUMN	CEILING	REMARKS
			NORTH	EAST	SOUTH	WEST			
100	F-1	B-1	VWC-2	VWC-2	VWC-2	VWC-2	-----	PT-6	
101	F-2	B-2	PT-1	PT-1	PT-1	PT-1	-----	PT-6	MILLWORK TO BE FL-1, WINDOW FRAMES, MULLIONS, SILLS, AND CASINGS TO BE PT-3
102	EXISTING/ F-1	B-1	EXIST PANELING	EXIST PANELING	EXIST PANELING	EXIST PANELING	-----	PT-2	SEE NOTE 1 & 3
103	CT-1/CT-2 CT-3	CT-4 (COVE)	CT-4/CT-5 CT-6 / VWC-1	CT-4/CT-5 CT-6 / VWC-1	CT-4/CT-5 CT-6 / VWC-1	CT-4/CT-5 CT-6 / VWC-1	-----	PT-6	WINDOW FRAME, MULLIONS, SILL, AND CASING TO BE PT-3
106	CONCRETE	-----	STONE	-----	-----	-----	PT-5	PT-5	SEE NOTE 2

FINISHES

FLOORING

- F-1 OAK WOOD PLANKS TO MATCH EXISTING IN ROOM 102
- F-2 HANNINGTON COMMERCIAL SHEET VINYL ARCHITECTURES, FOLIA 11011 6' WIDE

BASE

- B-1 6/8" WOOD BASE, PAINTED PT-3
- B2 JONESCOTE VINYL BASE COLOR 13 SAGE 6" COVE

CERAMIC TILE

- CT-1 DAL-TILE UNGLAZED FLOOR MOSAICS COLOR DK-311, WHITE 2'x2'
- CT-2 DAL-TILE UNGLAZED FLOOR MOSAICS COLOR DK-341, GREEN SEA 2'x2'
- CT-3 DAL-TILE UNGLAZED FLOOR MOSAICS COLOR DK-163, INNOCENT BLUSH 2'x2'
- CT-4 DAL-TILE SEMI-GLOSS GLAZED WALL TILE COLOR K-115, BISCUIT 4 1/4" x 4 1/4"
- CT-5 DAL-TILE SEMI-GLOSS GLAZED WALL TILE COLOR D-1452, CYPRESS 4 1/4" x 4 1/4"
- CT-6 DAL-TILE SEMI-GLOSS GLAZED WALL TILE COLOR D-130, FAHNE 4 1/4" x 4 1/4"
- NOTE GROUT TO BE MAPEI 14, STRAH

VINYL WALLCOVERING

- VWC-1 JH LYNE PATTERN TALLIS TLS-4602 COLOR MISTREL TYPE II, 52" WIDTH
- VWC-2 BOLTAMALL PATTERN PAYSON COLOR OAT BR-PY-77 TYPE II, 53 1/2" WIDTH

PAINT

- PT-1 DEVCO PAINTS COLOR 3H3P IRONSTONE FINISH EGGSHELL
- PT-2 BENJAMIN MOORE PAINTS COLOR MC-34 FINISH FLAT
- PT-3 DEVCO PAINTS COLOR 1534 REED GREEN FINISH SEMI-GLOSS
- PT-4 BENJAMIN MOORE PAINTS COLOR MC-60 FINISH EGGSHELL
- PT-5 SHERWIN WILLIAMS COLOR CASA BLANCA SH 2060 (EXTERIOR) FINISH SEMI-GLOSS
- PT-6 CEILING WHITE
- PT-7 BENJAMIN MOORE PAINTS COLOR 049 FINISH SEMI-GLOSS


PLASTIC LAMINATE

- PL-1 FLONITE HIGH PRESSURE LAMINATES STYLE ST655-S SUEDE COLOR ALMOND


NOTES

- EXISTING WOOD PANELING TO BE REMOVED, CLEANED AND REINSTALLED NEW WOOD PANELING TO BE INSTALLED WHERE REQUIRED, MATCH EXISTING NEW MANTLE TO BE PAINTED PT-1 SHUTTERS AND WINDOW FRAMES, MULLIONS, MANTLES, SILLS AND CASINGS TO BE PAINTED PT-3 INTERIOR DOOR FRAMES, CASINGS AND WALL BASE TO BE PAINTED PT-3 EXTERIOR DOOR FRAMES TO BE PT-3 FROM INTERIOR TO INSIDE EDGE OF DOOR STOP, PT-1 FROM DOOR STOP TO EXTERIOR, EXPOSED PIPING AND DUCTWORK TO BE PAINTED PT-2 TO MATCH CEILING.
- EXTERIOR WINDOW FRAMES, MULLIONS, MANTLES AND CASINGS TO BE PAINTED PT-3 EXTERIOR DOORS, FRAMES, CASINGS AND TRANSOM TO BE PAINTED PT-7 REMAINING WOOD TRIM, INCLUDING SOFFITS, FASCIA, SIDING AND COLUMNS TO BE PAINTED PT-5
- BASE BID IS TO BLAST TRUSSES AND BEAMS TO ORIGINAL COLOR PRICE AS ALTERNATE TO PAINT TRUSSES AND BEAMS PT-4

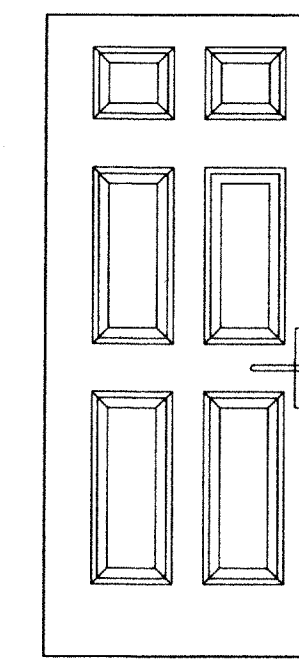
DOOR TYPES



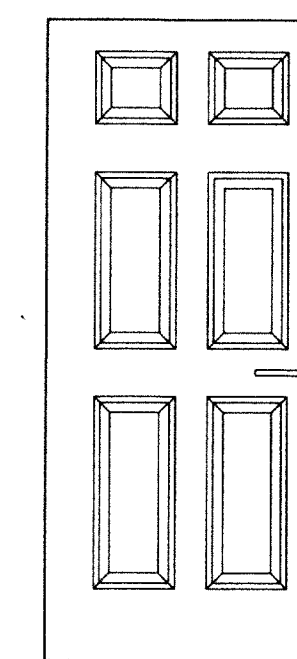
TYPE A
DOUBLE EXTERIOR STEEL CLAD WITH COMPOSITE CORE DOORS
RAISED PANELS
PAINTED PT-1



TYPE B
DOUBLE SOLID CORE WOOD DOORS
RAISED PANELS
STAINED TO MATCH PANELING



TYPE C
EXTERIOR STEEL CLAD WITH COMPOSITE CORE DOOR
RAISED PANELS
PAINTED PT-1



TYPE D
SOLID CORE WOOD DOORS
RAISED PANELS
STAINED TO MATCH PANELING

DOOR SCHEDULE

DOORS				HW	FR	DETAILS			NOTES	
NO.	TYPE	SIZE	FIN.			MAT.	FIN.	JAMB		HEAD
100A	A	3'-0" x 6'-9"	MTL	PT-1	3	WD	PT-1	PT-3		FRAME FINISH TO BE PT-1 ON EXTERIOR, PT-3 ON INTERIOR
100B	B	3'-0" x 6'-9"	WD	STAIN	4	WD	PT-3			STAIN DOOR TO MATCH WOOD PANELING
101A	D	3'-0" x 6'-9"	WD	STAIN	5	WD	PT-3			STAIN DOOR TO MATCH WOOD PANELING
101B	D	3'-0" x 6'-9"	WD	STAIN	5	WD	PT-3			STAIN DOOR TO MATCH WOOD PANELING
102A	C	3'-0" x 6'-9"	MTL	PT-1	1	WD	PT-1	PT-3		FRAME FINISH TO BE PT-1 ON EXTERIOR, PT-3 ON INTERIOR
102B	C	3'-0" x 6'-9"	MTL	PT-1	2	WD	PT-1	PT-3		* NEW DOOR TO FIT EXISTING OPENING, FRAME FINISH TO BE PT-1 ON EXTERIOR AND PT-3 ON INTERIOR
103	D	3'-0" x 6'-9"	WD	STAIN	6	WD	PT-3			STAIN DOOR TO MATCH WOOD PANELING


STONE
COTTAGE

ADDISON
TEXAS

TOWN OF
ADDISON

TITLE
FINISHES /
DOOR & FINISH SCHEDULE

SCALE: N/A DRAWN BY:
CONSULTANTS



NOTE TO CONTRACTOR

Contractor is to field verify all dimensions. Written dimensions are to have precedence over scaled dimensions. The contractor shall verify and be responsible for all dimensions and conditions on the job and HDA must be notified of any variations from the dimensions and the conditions shown on these drawings. Shop drawings must be submitted to HDA for approval before proceeding with fabrication. The contractor remains responsible for details and accuracy, for confirming and correlating quantities and dimensions, for selecting fabrication processes, for techniques of assembly, for performing his work in a safe manner, and for adhering to all applicable codes.

PRELIMINARY

1/21/98 REVIEW SET ISSUED

ISSUE DATE

JANUARY 26, 1998

REVISIONS

PROJECT NUMBER

97.023.002

SHEET NUMBER

A.5.1