

# THE ADDISON TREEHOUSE

14683 MIDWAY ROAD, SUITE 200, BUILDING 5, OFFICE IN THE PARK

ADDISON, TEXAS 75001

ARCHITECT:  
CUNNINGHAM ARCHITECTS  
CONTACT: LONNIE BURNS, AIA  
TEL 214.915.0914  
FAX 214.915.0901

## SHEET INDEX

A1.01 DEMOLITION PLAN  
A1.02 FLOOR PLAN  
A1.03 EXISTING RCP  
A1.04 NEW RCP  
A2.01 MILLWORK


## GENERAL NOTES:

1. PERFORM ALL WORK IN ACCORDANCE WITH ALL APPLICABLE CODES AND GOVERNING AGENCIES.
2. ALL ITEMS TO MEET THE STATE OF TEXAS ACCESSIBILITY STANDARDS.
3. OBTAIN ALL NECESSARY PERMITS, CERTIFICATES, INSPECTIONS AS REQUIRED BY THE CITY AND ALL OTHER GOVERNING AGENCIES.
4. COORDINATE WITH OWNER FOR ALL TIMES AND DAYS FOR PERFORMING WORK AND FOR SAFETY FENCING AND BARRICADES.
5. DO NOT SCALE DRAWINGS. CONTACT ARCHITECT CONCERNING ANY DISCREPANCIES IN DRAWINGS.
6. SUBCONTRACTORS ARE RESPONSIBLE FOR VISITING THE SITE TO DETERMINE EXTENT OF DEMOLITION AND CONSTRUCTION.

OCCUPANCY: B  
CONSTRUCTION TYPE: V B (NON SPRINKLED)  
CODE: 2009 IBC 2009 NEC  
2009 IMC 2009 IECC  
2009 IPC 2009 ANSI A117.1 (ACCESSIBILITY)

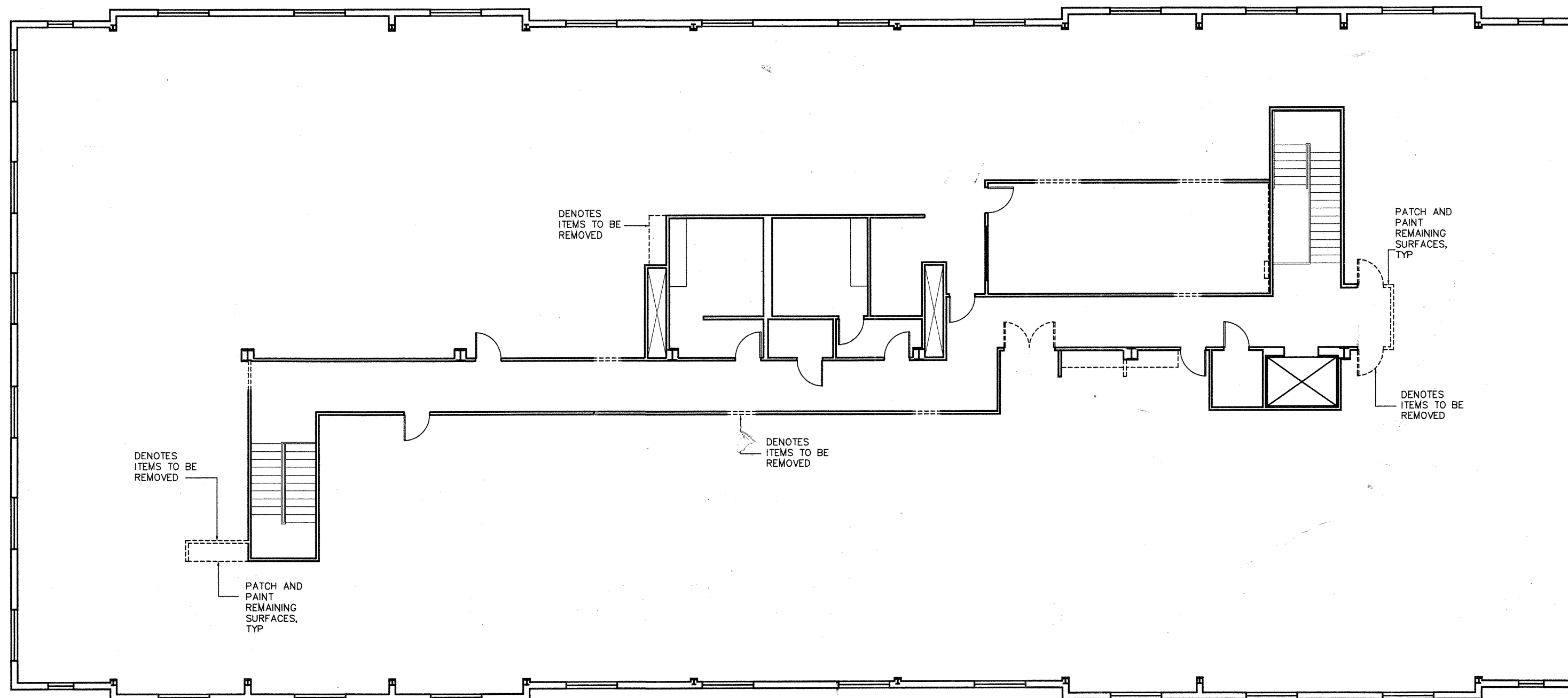
SCOPE OF WORK: DEMOLITION AND FINISH-OUT


BUILDING AREA: TOTAL 2ND LEVEL AREA = 14,277 S.F.



Hand  
Stay or 10/17

23 APRIL 2014



 NORTH  
 1/8"=1'-0"

Demolition Plan 01

THE DRAWINGS AND INFORMATION ARE THE PROPERTY OF CUNNINGHAM ARCHITECTS. THE DRAWINGS OR INFORMATION SHOWN HEREIN SHALL NOT BE REPRODUCED OR USED WITHOUT WRITTEN PERMISSION OF THE ARCHITECT.

**The Tree House**  
 14683 Midway Road, Suite 200, Building 5, Office in the Park

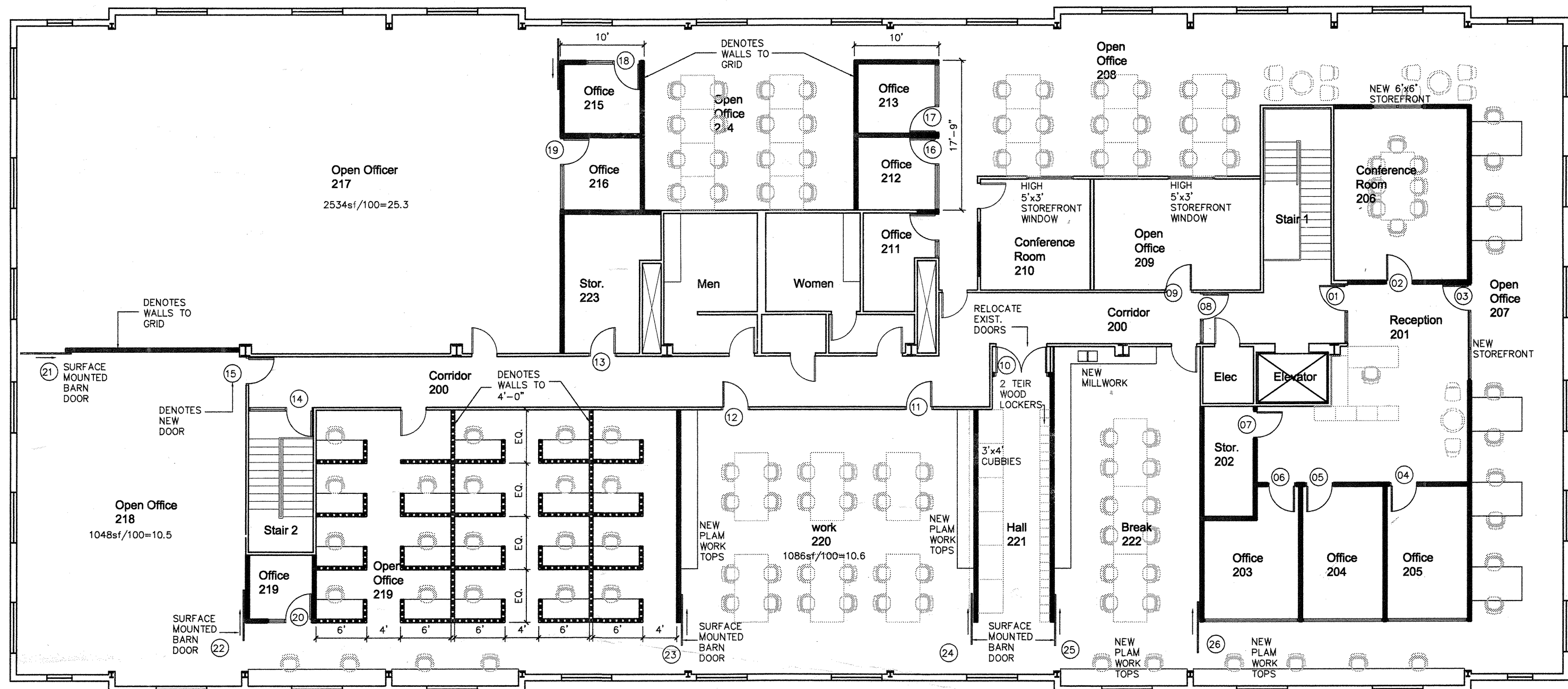
Town of Addison, Texas 75001


**NOT FOR**  
 REGULATORY  
 APPROVAL,  
 PERMITTING, OR  
 CONSTRUCTION

Pricing Set 03.25.14

**CUNNINGHAM ARCHITECTS**  
 918 DRAGON STREET DALLAS, TEXAS 75207  
 TEL 214.915.0900 FAX 214.915.0901

**A1.01**  
 DEMOLITION PLAN



 NORTH  
 1/8"=1'-0"

Floor Plan 01

Pricing Set 03.25.14

**The Tree House**  
 14683 Midway Road, Suite 200, Building 5, Office in the Park

Town of Addison, Texas 75001

**NOT FOR**  
 REGULATORY  
 APPROVAL  
 PERMITTING, OR  
 CONSTRUCTION

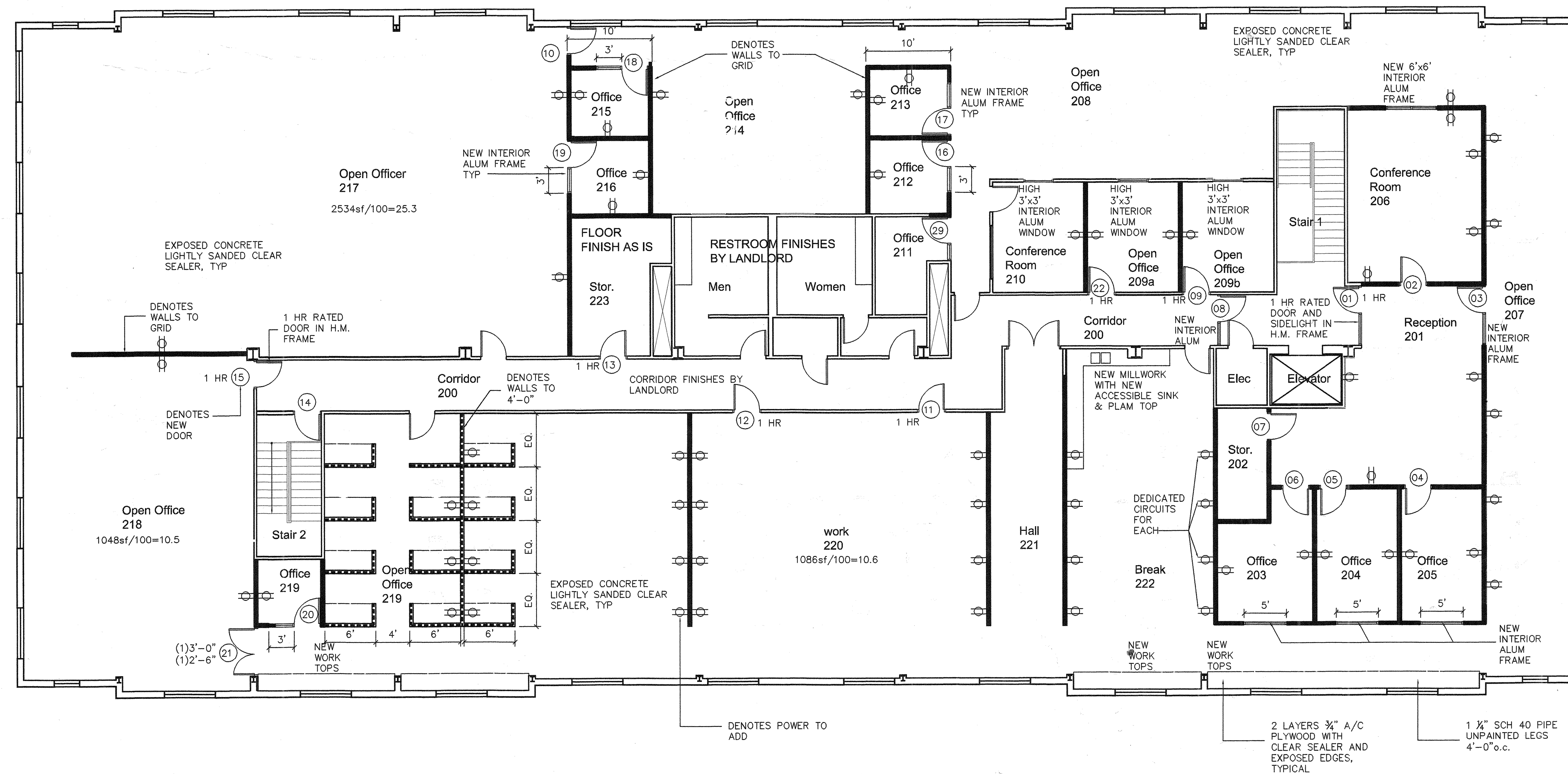
**CUNNINGHAM ARCHITECTS**  
 918 DRAGON STREET DALLAS, TEXAS 75207  
 TEL 214.915.0900 FAX 214.915.0901

**A1.02**  
 FLOOR PLAN

THE DRAWINGS AND INFORMATION ARE THE PROPERTY OF  
 CUNNINGHAM ARCHITECTS. THE INFORMATION ON  
 INFORMATION PROVIDED SHALL NOT BE REPRODUCED OR  
 USED WITHOUT WRITTEN PERMISSION OF THE ARCHITECT.

BUILDING 1 -- LEVEL 1

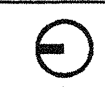
DOOR NO.	ROOM NAME	SIZE (WXH)	THICKNESS	DOOR			FRAME		HARDWARE	REMARKS
				MATL.	FINISH	RATING	MATL.	FINISH		
01	RECEPTION	3'-0" X 7'-10"	1 3/4"	WD	CL	1 HR	HM	PTD	1	ELEC STRIKE AND ACCESS READER
02	CONFERENCE ROOM	3'-0" X 7'-10"	1 3/4"	WD	CL	-	ALUM	PAINTED	2	-
03	RECEPTION	3'-0" X 7'-10"	1 3/4"	ALUM	ANOD	-	ALUM	ANOD	3	-
04	OFFICE	3'-0" X 7'-0"	1 3/4"	WD	CL	-	ALUM	ANOD	2	-
05	OFFICE	3'-0" X 7'-0"	1 3/4"	WD	CL	-	ALUM	ANOD	2	-
06	OFFICE	3'-0" X 7'-0"	1 3/4"	WD	CL	-	ALUM	ANOD	2	-
07	STORAGE	3'-0" X 7'-0"	1 3/4"	WD	CL	-	ALUM	ANOD	4	-
08	COORDIDOR	3'-0" X 7'-10"	1 3/4"	ALUM	CL	-	ALUM	ANOD	1	ELEC STRIKE AND ACCESS READER
09	OFFICE	3'-0" X 7'-10"	1 3/4"	MATCH	EXIST	1 HR	MATCH	EXIST	2	-
10	OPEN OFFICE	3'-0"x7'-0"	1 3/4"	WD	CL	-	ALUM	ANOD	2	-
11	WORK	3'-0" X 7'-10"	1 3/4"	MATCH	EXIST	1 HR	MATCH	EXIST	2	-
12	WORK	3'-0" X 7'-10"	1 3/4"	MATCH	EXIST	1 HR	MATCH	EXIST	2	-
13	STORAGE	3'-0" X 7'-10"	1 3/4"	MATCH	EXIST	1 HR	MATCH	EXIST	2	-
14	STAIR	3'-0" X 7'-10"	1 3/4"	MATCH	EXIST	-	MATCH	EXIST	1	ELEC STRIKE AND ACCESS READER
15	OPEN OFFICE	3'-0" X 7'-10"	1 3/4"	MATCH	EXIST	1 HR	MATCH	EXIST	2	-
16	OFFICE	3'-0" X 7'-0"	1 3/4"	WD	CL	-	ALUM	ANOD	2	-
17	OFFICE	3'-0" X 7'-0"	1 3/4"	WD	CL	-	ALUM	ANOD	2	-
18	OFFICE	3'-0" X 7'-0"	1 3/4"	WD	CL	-	ALUM	ANOD	2	-
19	OFFICE	3'-0" X 7'-0"	1 3/4"	WD	CL	-	ALUM	ANOD	2	-
20	OFFICE	3'-0" X 7'-0"	1 3/4"	WD	CL	-	ALUM	ANOD	2	-
21	OPEN OFFICE	3'-0", 2'-6" X 7'-0"	1 3/4"	WD	CL	-	ALUM	ANOD	2	-
22	OFFICE	3'-0" X 7'-10"	1 3/4"	MATCH	EXIST	1 HR	MATCH	EXIST	2	-



- NOTES:
- FLOOR FINISH TO BE EXPOSED CONCRETE LIGHTLY SANDED CLEAR NO SEALER
  - EXISTING WALLS TO BE PATCHED AND PAINTED.
  - PROVIDE 4" STRAIGHT VINYL BASE
  - INTERIOR ALUMINUM FRAMES TO BE RACO 1 1/2" OR EQUAL WITH 1/4" TEMPERED CLEAR GLASS
  - DOORS IN SPACE TO BE SOLID CORE BIRCH WITH INTERIOR ALUM FRAMES. DOORS IN CORRIDOR TO MATCH EXISTING
  - EXISTING POWER IN WALLS TO REMAIN ARE TO REMAIN AS IS. PROVIDE BLANK COVERS ON EMPTY BOXES

THIS DRAWING AND INFORMATION ARE THE PROPERTY OF CUNNINGHAM ARCHITECTS. THE DRAWING(S) OR INFORMATION SPECIFIED SHALL NOT BE REPRODUCED OR USED WITHOUT WRITTEN PERMISSION OF THE ARCHITECT.



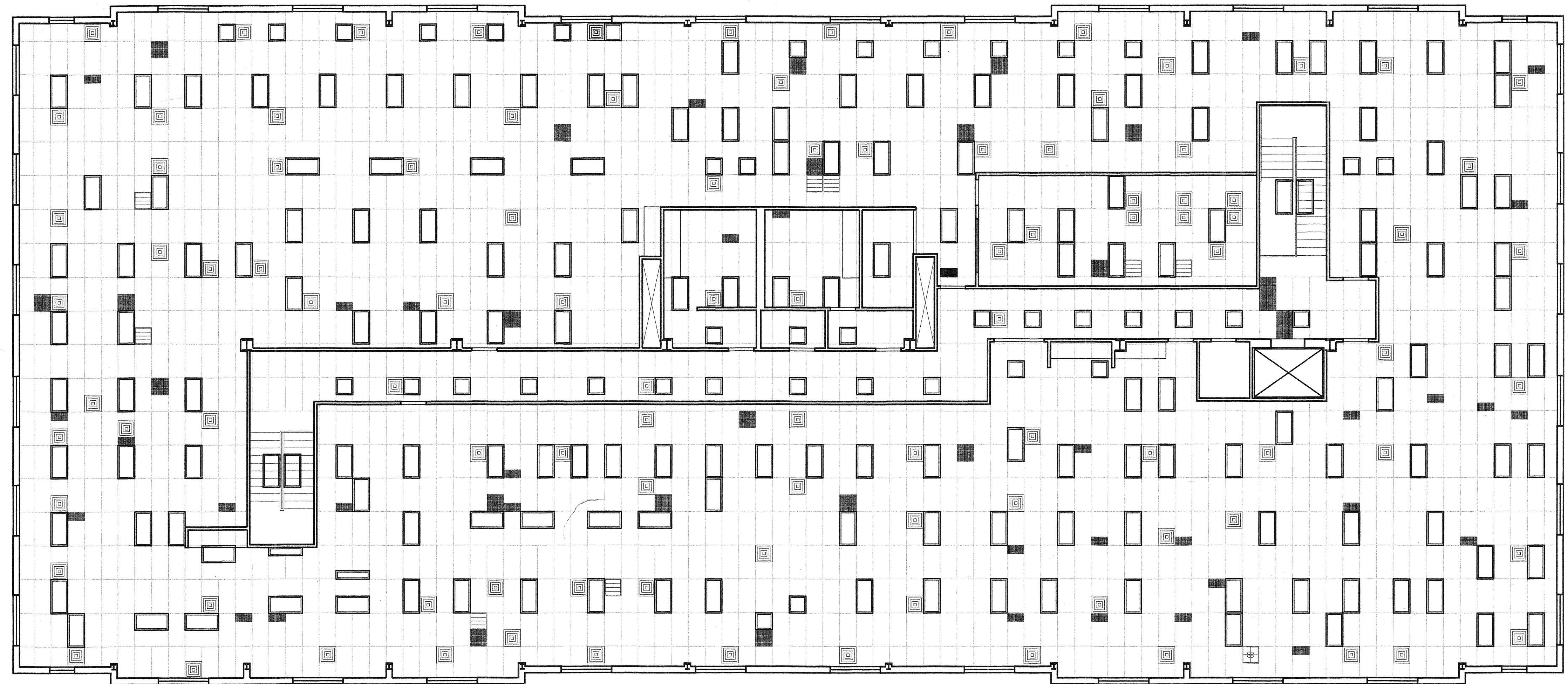
 NORTH  
 1/8"=1'-0"

Reflected Ceiling Plan 01

THE DRAWINGS AND INFORMATION ARE THE PROPERTY OF CUNNINGHAM ARCHITECTS. THE DRAWINGS OR INFORMATION DEPICTED HEREIN SHALL NOT BE REPRODUCED OR USED WITHOUT WRITTEN PERMISSION OF THE ARCHITECT.

NOT FOR  
 REGULATORY  
 APPROVAL,  
 PERMITTING, OR  
 CONSTRUCTION

Pricing Set 04.03.14  
 Revised 04.08.14



NORTH

1/8"=1'-0"

Existing Ceiling Plan

01

THIS DRAWING AND INFORMATION ARE THE PROPERTY OF CUNNINGHAM ARCHITECTS. THE DRAWINGS OR INFORMATION DEPICTED SHALL NOT BE REPRODUCED OR USED WITHOUT WRITTEN PERMISSION OF THE ARCHITECT.

# The Addison Tree House

14683 Midway Road, Suite 200, Building 5, Office in the Park

Town of Addison, Texas 75001

NOT FOR  
REGULATORY  
APPROVAL,  
PERMITTING, OR  
CONSTRUCTION

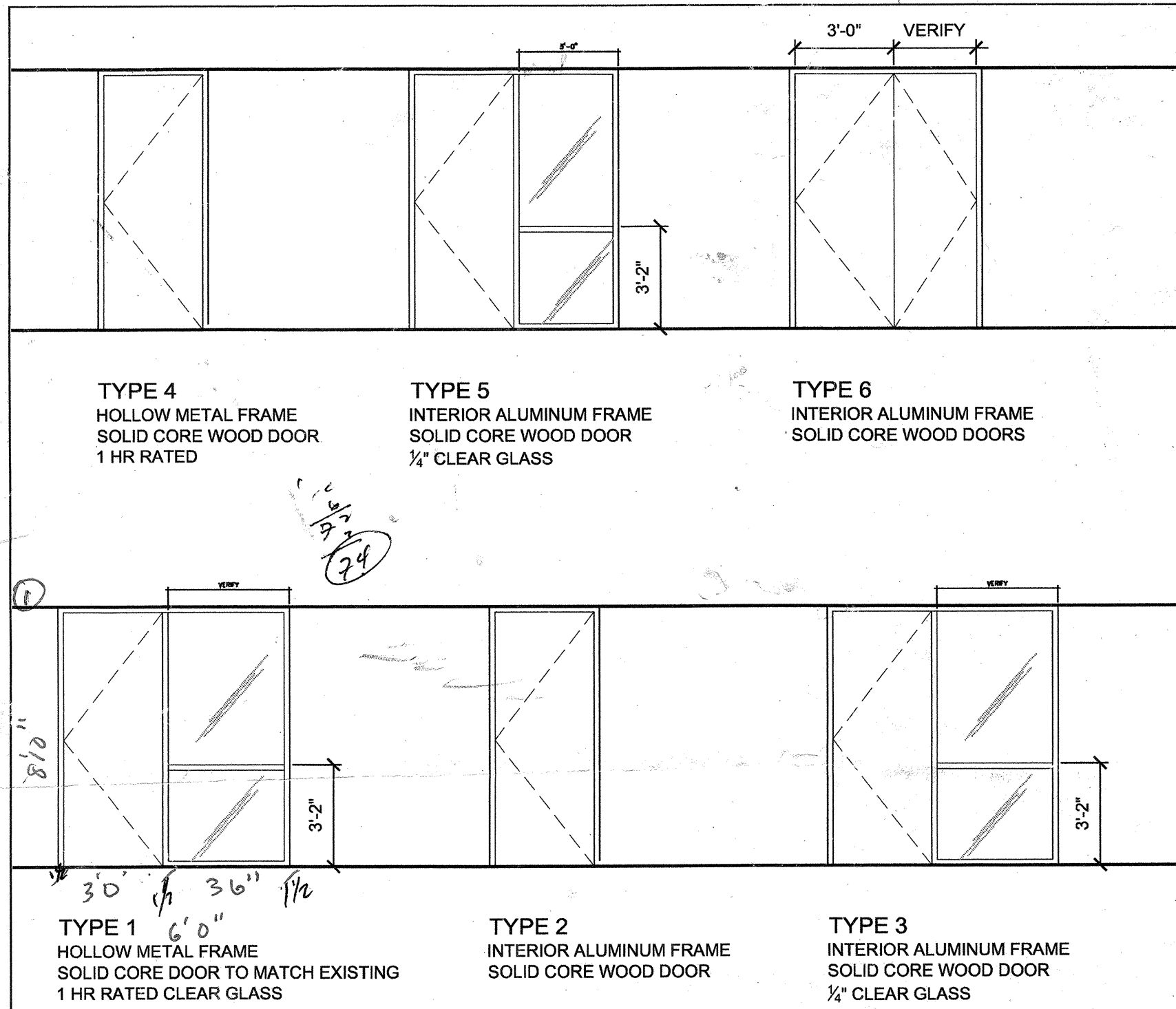
Pricing Set 04.03.14  
Revised 04.08.14

## CUNNINGHAM ARCHITECTS


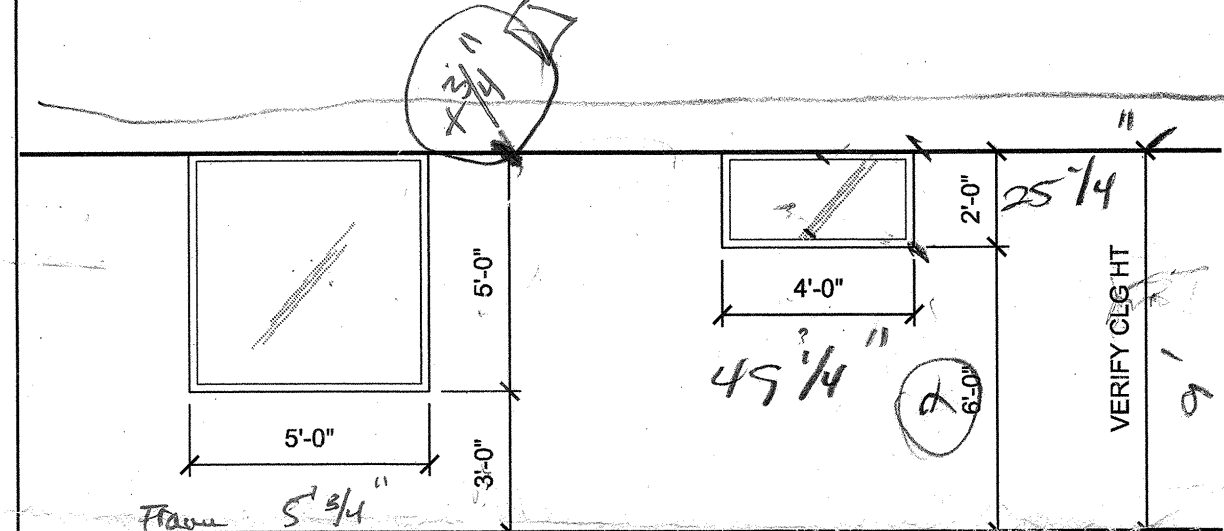
918 DRAGON STREET DALLAS, TEXAS 75207  
TEL 214.915.0900 FAX 214.915.0901

### A1.03

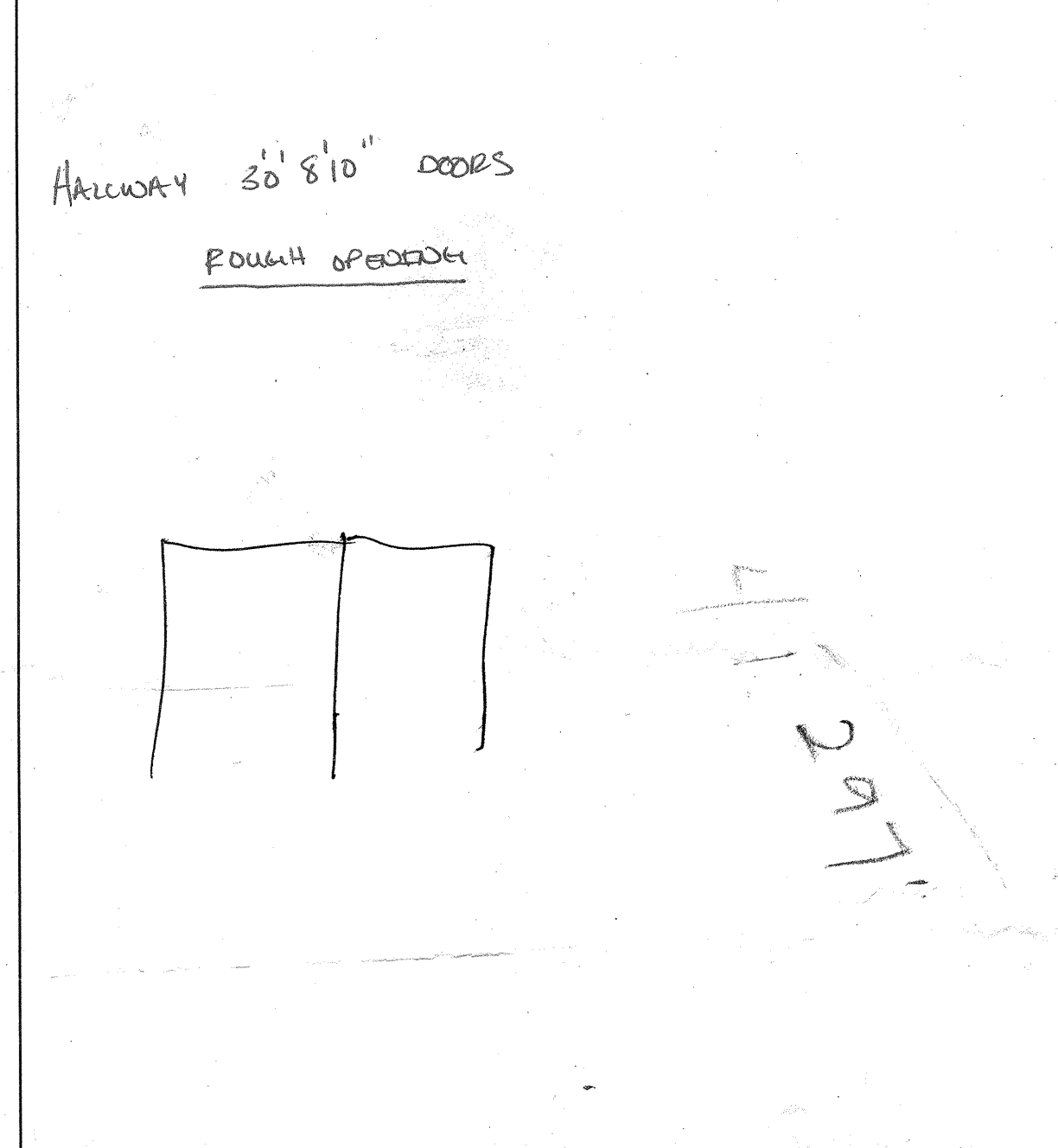
Existing RCP



**DOOR TYPES**



**WINDOW TYPES**

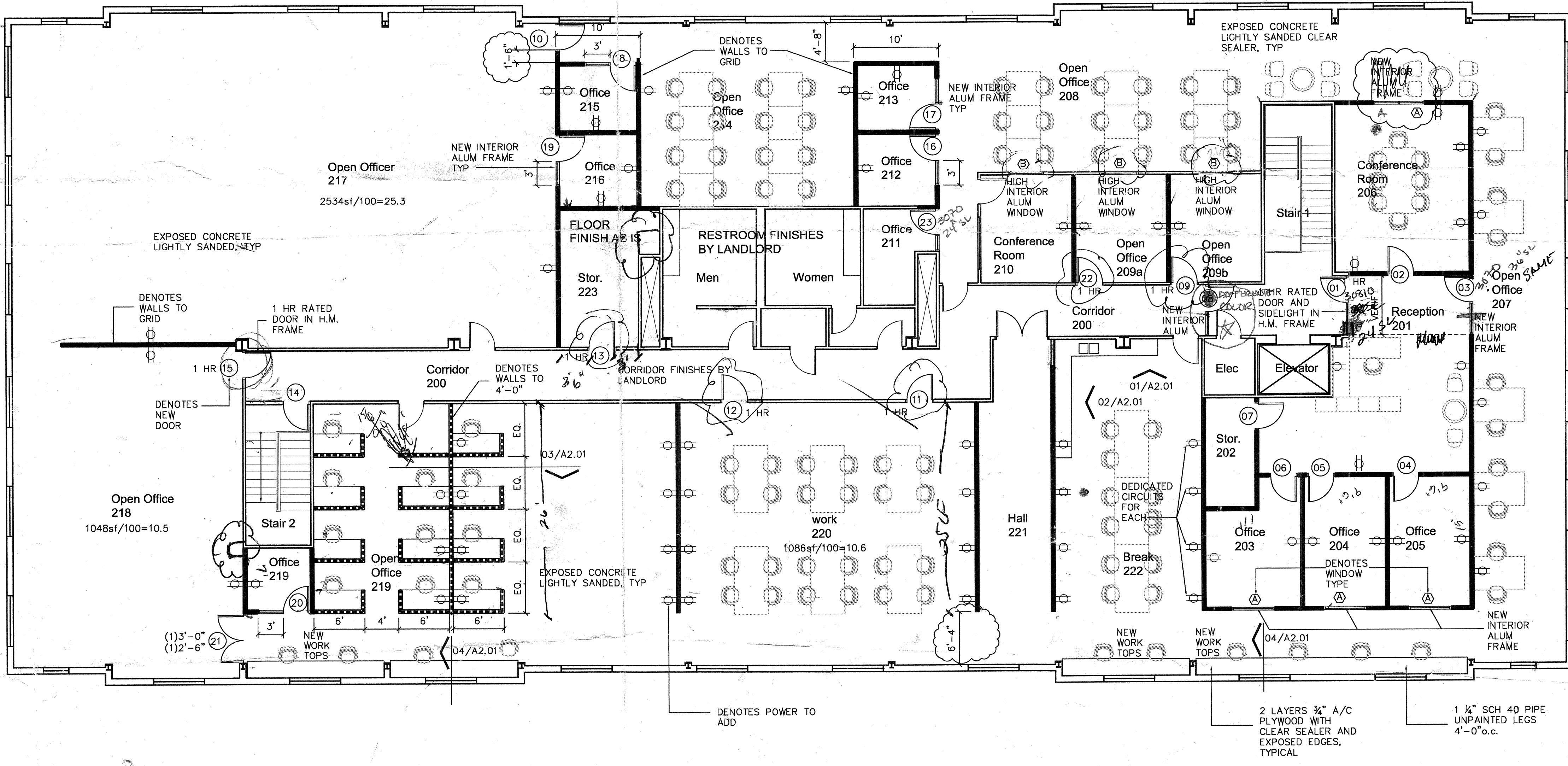


**BUILDING 1 - LEVEL 1**

DOOR NO.	ROOM NAME	SIZE (WXH)	THICKNESS	MATL	FINISH	RATING	TYPE	FRAME	MATL.	FINISH	SET	HARDWARE	REMARKS
01	RECEPTION	3'-0" x 7'-10"	1 3/4"	WD	CL	1 HR	1		HM	PTD	1		ELEC STRIKE AND ACCESS READER
02	CONFERENCE ROOM	3'-0" x 7'-10"	1 3/4"	WD	CL	-	2		ALUM	ANOD	5		
03	RECEPTION	3'-0" x 7'-10"	1 3/4"	WD	CL	-	3		ALUM	ANOD	2		
04	OFFICE	3'-0" x 7'-10"	1 3/4"	WD	CL	-	2		ALUM	ANOD	5		
05	OFFICE	3'-0" x 7'-10"	1 3/4"	WD	CL	-	2		ALUM	ANOD	5		
06	OFFICE	3'-0" x 7'-10"	1 3/4"	WD	CL	-	2		ALUM	ANOD	5		
07	STORAGE	3'-0" x 7'-10"	1 3/4"	WD	CL	-	2		ALUM	ANOD	3		
08	COORDINATOR	3'-0" x 7'-10"	1 3/4"	MATCH	EXIST	-	3		ALUM	ANOD	1		ELEC STRIKE AND ACCESS READER
09	OFFICE	3'-0" x 7'-10"	1 3/4"	MATCH	EXIST	1 HR	4		MATCH	EXIST	5		
10	OPEN OFFICE	3'-0" x 7'-10"	1 3/4"	WD	CL	-	2		ALUM	ANOD	1		
11	WORK	3'-0" x 7'-10"	1 3/4"	MATCH	EXIST	1 HR	4		MATCH	EXIST	4		
12	WORK	3'-0" x 7'-10"	1 3/4"	MATCH	EXIST	1 HR	4		MATCH	EXIST	4		
13	STORAGE	3'-0" x 7'-10"	1 3/4"	MATCH	EXIST	1 HR	4		MATCH	EXIST	3		
14	STAIR	3'-0" x 7'-10"	1 3/4"	MATCH	EXIST	-	2		MATCH	EXIST	1		ELEC STRIKE AND ACCESS READER
15	OPEN OFFICE	3'-0" x 7'-10"	1 3/4"	MATCH	EXIST	1 HR	4		MATCH	EXIST	1		
16	OFFICE	3'-0" x 7'-10"	1 3/4"	WD	CL	-	5		ALUM	ANOD	5		
17	OFFICE	3'-0" x 7'-10"	1 3/4"	WD	CL	-	5		ALUM	ANOD	5		
18	OFFICE	3'-0" x 7'-10"	1 3/4"	WD	CL	-	5		ALUM	ANOD	5		
19	OFFICE	3'-0" x 7'-10"	1 3/4"	WD	CL	-	5		ALUM	ANOD	5		
20	OFFICE	3'-0" x 7'-10"	1 3/4"	WD	CL	-	5		ALUM	ANOD	5		
21	OPEN OFFICE	3'-0" x 7'-10"	1 3/4"	WD	CL	-	5		ALUM	ANOD	4		
22	OFFICE	3'-0" x 7'-10"	1 3/4"	MATCH	EXIST	1 HR	4		MATCH	EXIST	5		
23	OFFICE	3'-0" x 7'-10"	1 3/4"	WD	CL	-	5		ALUM	ANOD	5		

- SET 1 PANIC HARDWARE EXTERIOR LEVER HINGES: CLOSER: LCN STOP
- SET 2 PASSAGE SET CLOSER STOP
- SET 3 STOREROOM SET LEVER LOCK SET: SCHLAGE HINGES: STOP
- SET 4 CLASSROOM SET LEVER LOCK SET: SCHLAGE HINGES: FLUSHBOLT DUST PROOF STRIKE STOP
- SET 5 OFFICE SET LEVER LOCK SET: SCHLAGE HINGES: STOP
- SET 6 CLASSROOM SET LEVER LOCK SET: SCHLAGE HINGES: STOP

PANIC BAR: VON DUPRIN SERIES 55 LOCK SETS: SCHLAGE L SERIES WITH ROSE




- NOTES:**
- FLOOR FINISH TO BE EXPOSED CONCRETE LIGHTLY SANDED, NO SEALER
  - EXISTING WALLS TO BE PATCHED AND PAINTED.
  - PROVIDE 4" STRAIGHT VINYL BASE
  - INTERIOR ALUMINUM FRAMES TO BE RACO 1 1/2" OR EQUAL WITH 1/2" TEMPERED CLEAR GLASS
  - DOORS IN SPACE TO BE SOLID CORE BIRCH WITH INTERIOR ALUM. FRAMES. DOORS IN CORRIDOR TO MATCH EXISTING
  - EXISTING POWER IN WALLS TO REMAIN ARE TO REMAIN AS IS. PROVIDE BLANK COVERS ON EMPTY BOXES
  - NEW PARTITIONS TO BE 3 1/2" METAL STUDS UP TO EXISTING GRID. 5/8" GYP BD EACH SIDE. PREP AND PAINT UNLESS NOTED OTHERWISE.
  - IDENTIFY ALL CIRCUITS ON PANEL.

NORTH 1/8"=1'-0"

Floor Plan 01

**The Addison Tree House**  
14683 Midway Road, Suite 200, Building 5, Office in the Park

Town of Addison, Texas 75001



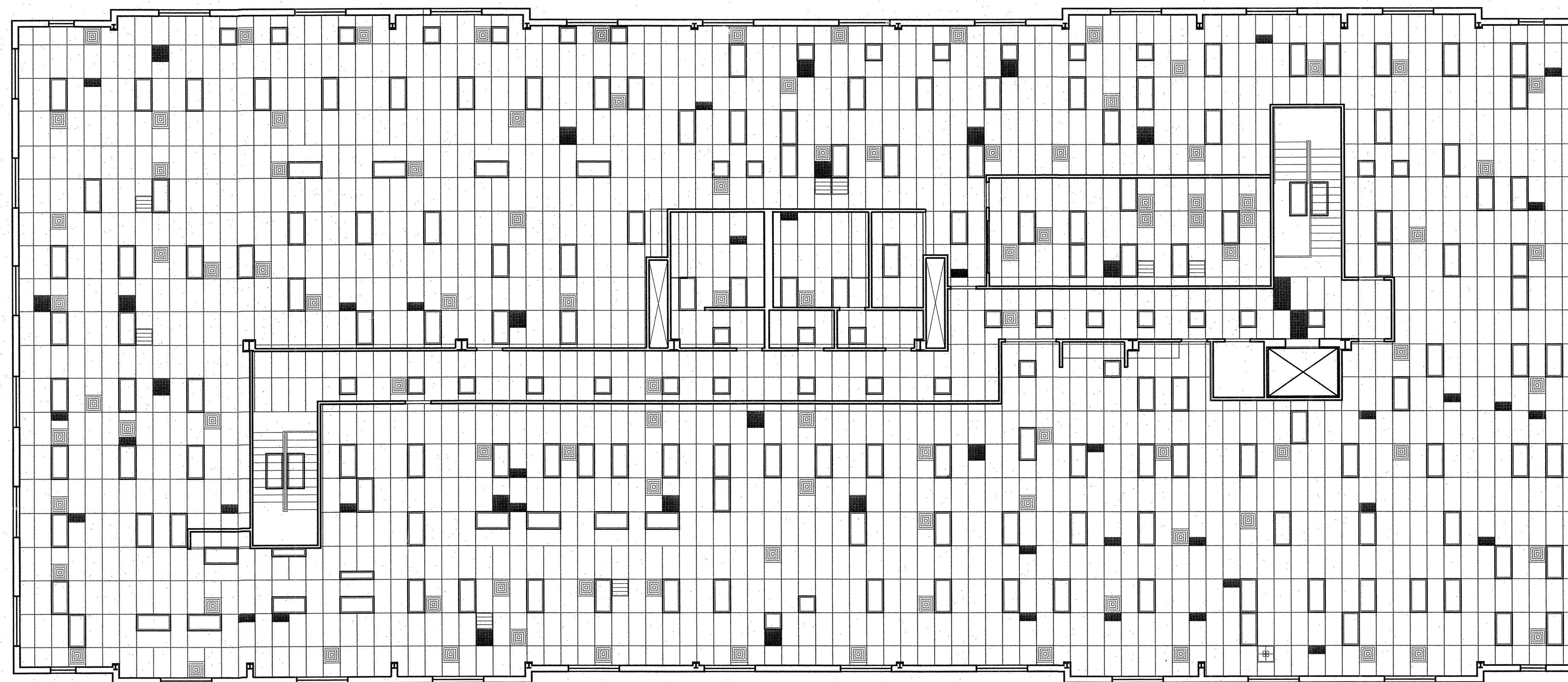
Permit Set 04.23.14  
Revision 04.28.14


**CUNNINGHAM ARCHITECTS**  
918 DRAGON STREET DALLAS, TEXAS 75207  
TEL 214.915.0900 FAX 214.915.0901

**A1.02**  
FLOOR PLAN







 NORTH    1/8"=1'-0"


Existing Ceiling Plan    01

THIS DRAWING AND INFORMATION ARE THE PROPERTY OF CUNNINGHAM ARCHITECTS. THE DRAWING OR INFORMATION SHOWN HEREIN IS NOT TO BE REPRODUCED OR USED WITHOUT WRITTEN PERMISSION OF THE ARCHITECT.

# The Addison Tree House

14683 Midway Road, Suite 200, Building 5, Office in the Park

Town of Addison, Texas 75001

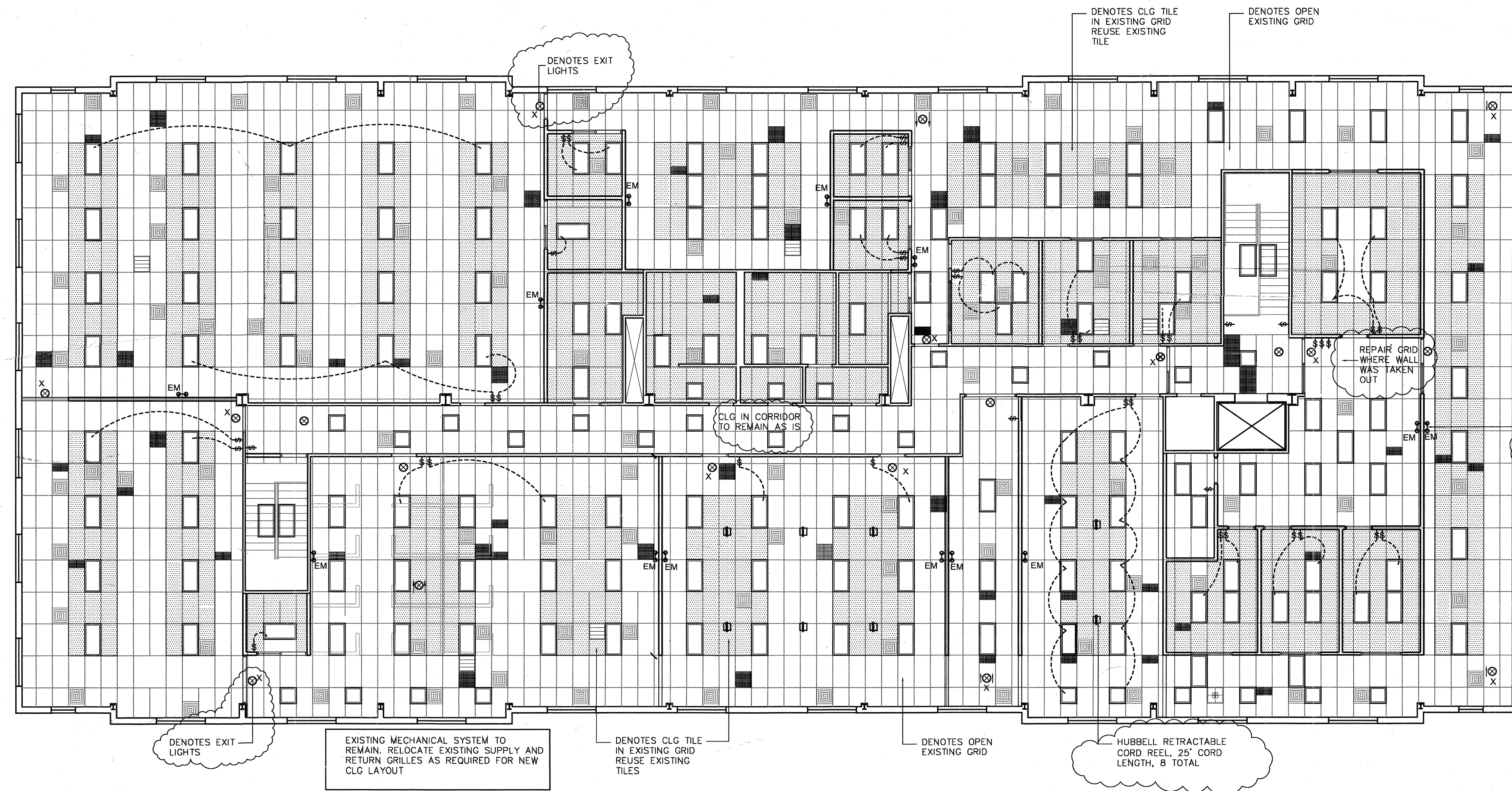


Permit Set 04.23.14

## CUNNINGHAM ARCHITECTS





918 DRAGON STREET DALLAS, TEXAS 75207  
 TEL 214.915.0900 FAX 214.915.0901

**A1.03**  
Existing RCP



VERIFY EXISTING EMERGENCY LIGHTING AND ADD AS REQUIRED

LIGHT FIXTURE SCHEDULE


-  EXISTING 2x2 FIXTURE RELOCATE AS INDICATED ON PLAN
-  EXISTING 2x4 FIXTURE RELOCATE AS INDICATED ON PLAN
-  EXIT SIGN VERIFY EXIST. AND ADD AS REQUIRED
-  EMERGENCY LIGHTING VERIFY EXIST. AND ADD AS REQUIRED

EXISTING LIGHTING TO REMAIN. RELOCATE FIXTURES FOR NEW LAYOUT AS REQUIRED. PROVIDE BI-LEVEL SWITCHING OR OCCUPANCY SENSORS AS REQUIRED BY CODE.

NORTH 1/8"=1'-0"

Reflected Ceiling Plan 01

**The Addison Tree House**  
 14683 Midway Road, Suite 200, Building 5, Office in the Park  
 Town of Addison, Texas 75001

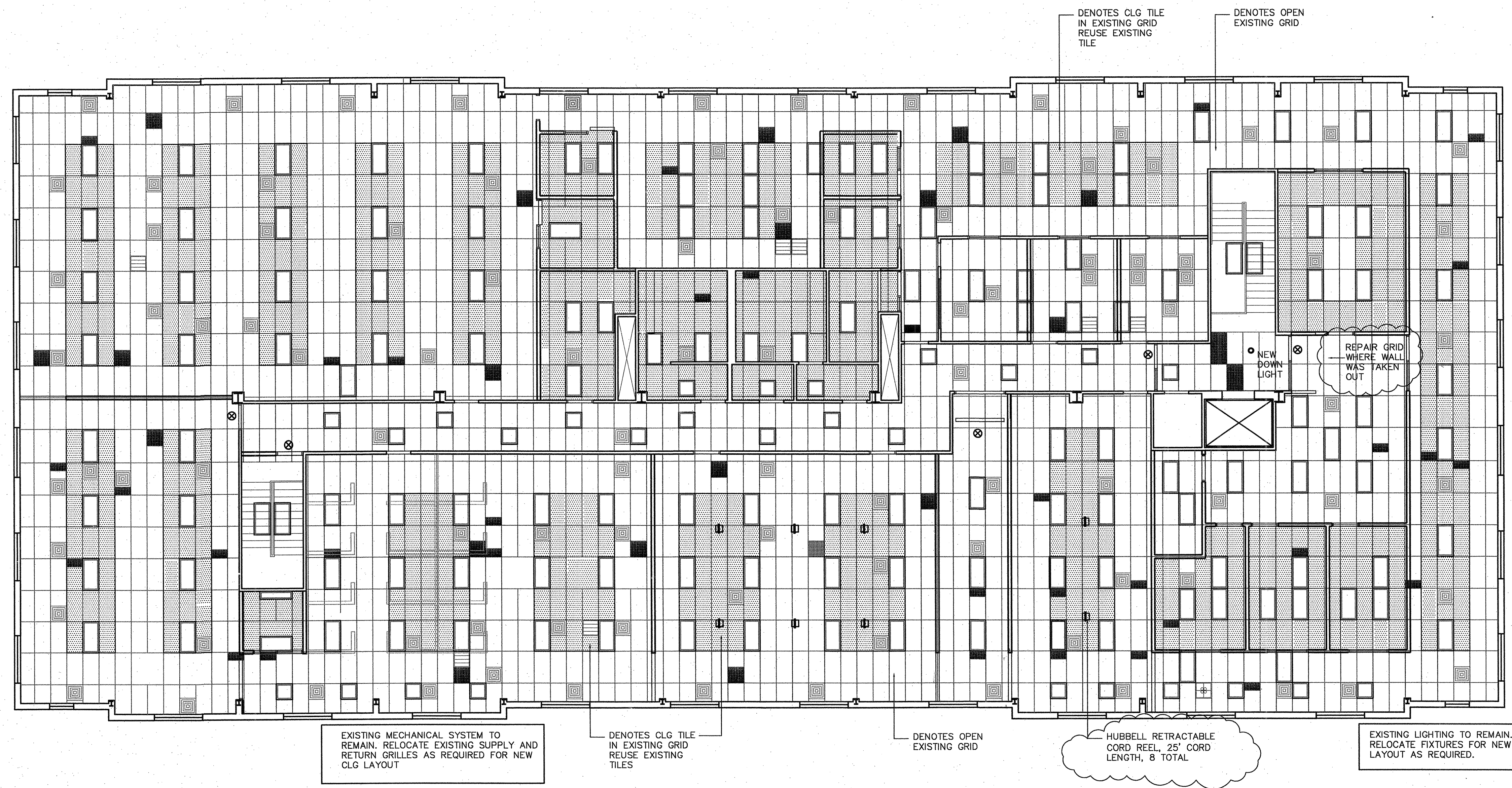


Permit Set 04.23.14  
 Revision 04.28.14

**CUNNINGHAM ARCHITECTS**  
 918 DRAGON STREET DALLAS, TEXAS 75207  
 TEL 214.915.0900 FAX 214.915.0901

**A1.04**  
 RCP

THIS DRAWING(S) AND INFORMATION ARE THE PROPERTY OF CUNNINGHAM ARCHITECTS. THE INFORMATION OR INFORMATION EXPRESSED SHALL NOT BE REPRODUCED OR USED WITHOUT WRITTEN PERMISSION OF THE ARCHITECT.



⊕ NORTH 1/8"=1'-0"


Reflected Ceiling Plan 01

THIS DRAWING AND INFORMATION ARE THE PROPERTY OF CUNNINGHAM ARCHITECTS. THE INFORMATION OR INFORMATION, PERIODIC, PUBLISHED, OR USED WITHOUT WRITTEN PERMISSION OF THE ARCHITECT.

# The Addison Tree House

14683 Midway Road, Suite 200, Building 5, Office in the Park

Town of Addison, Texas 75001

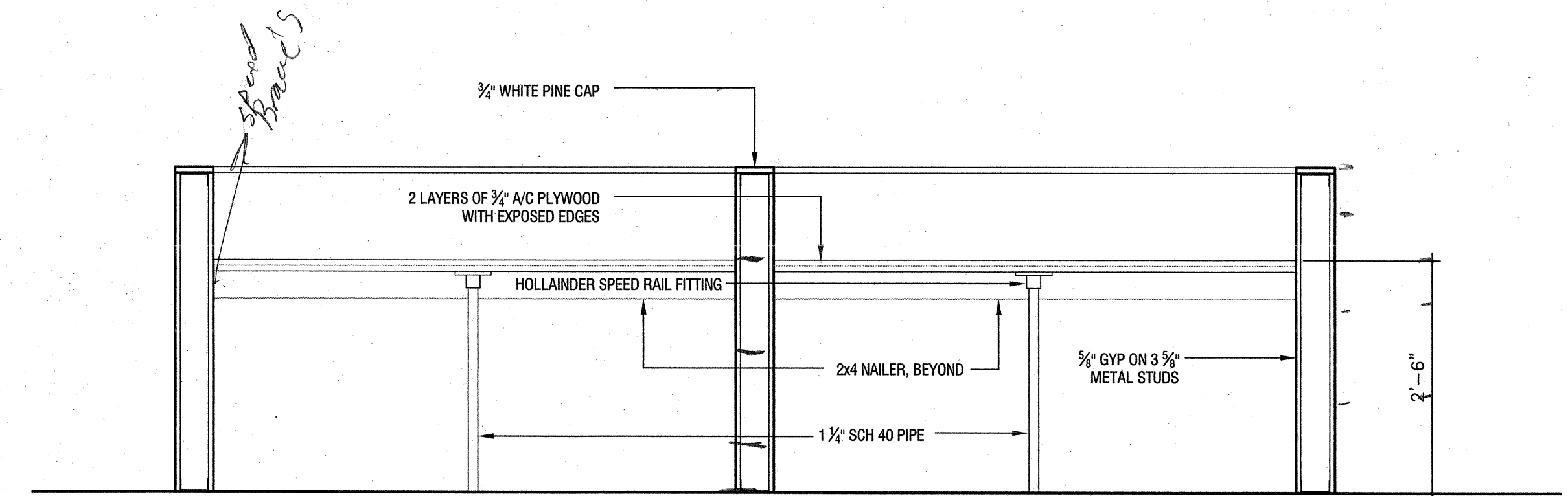
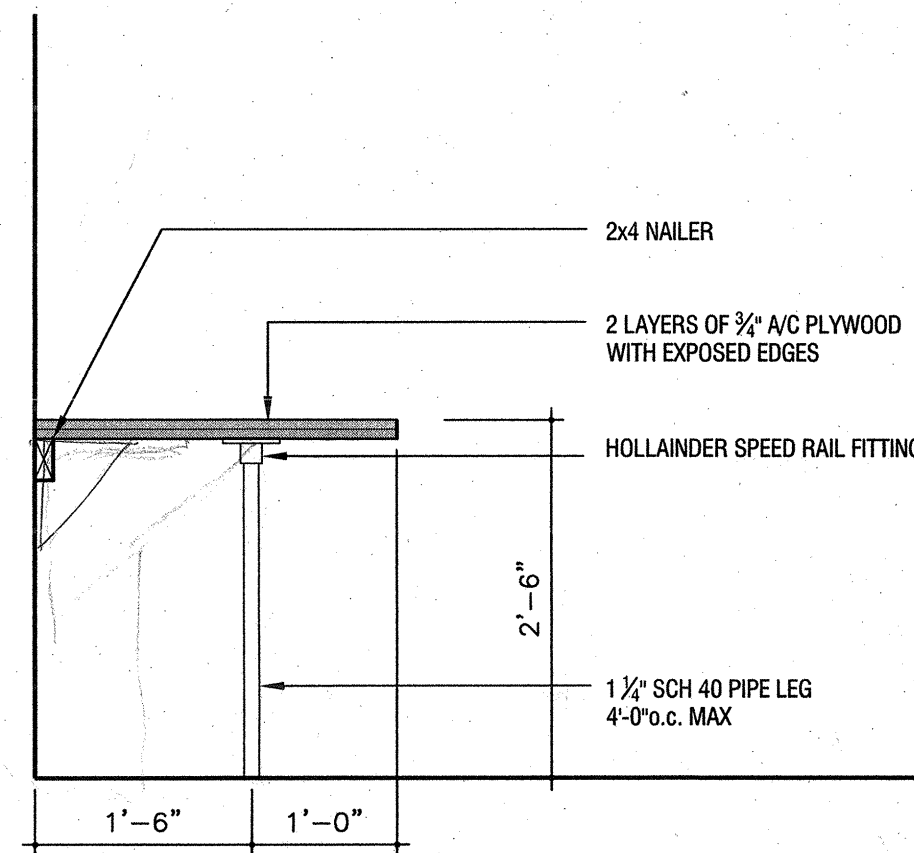



Permit Set 04.23.14

## CUNNINGHAM ARCHITECTS

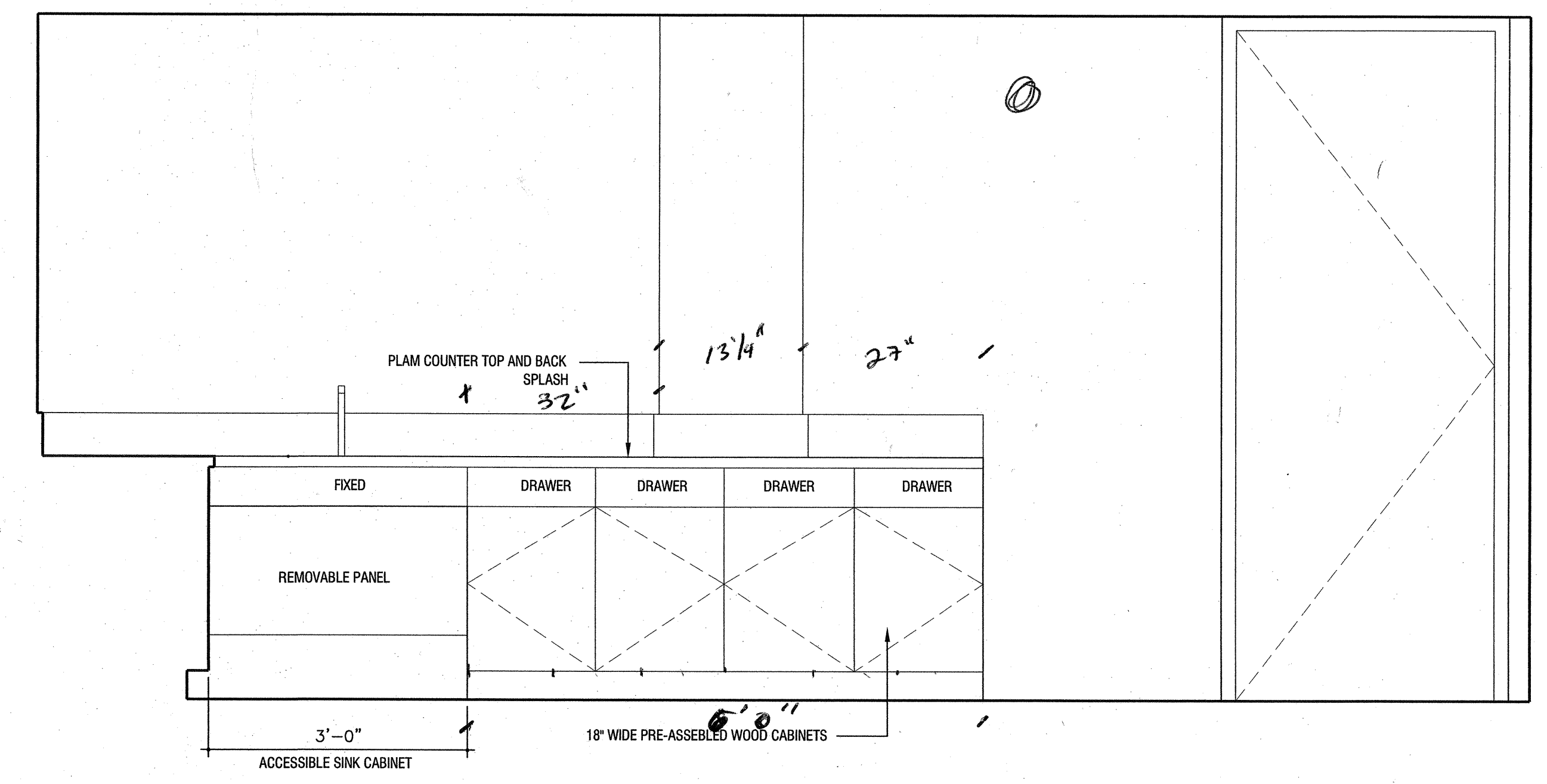
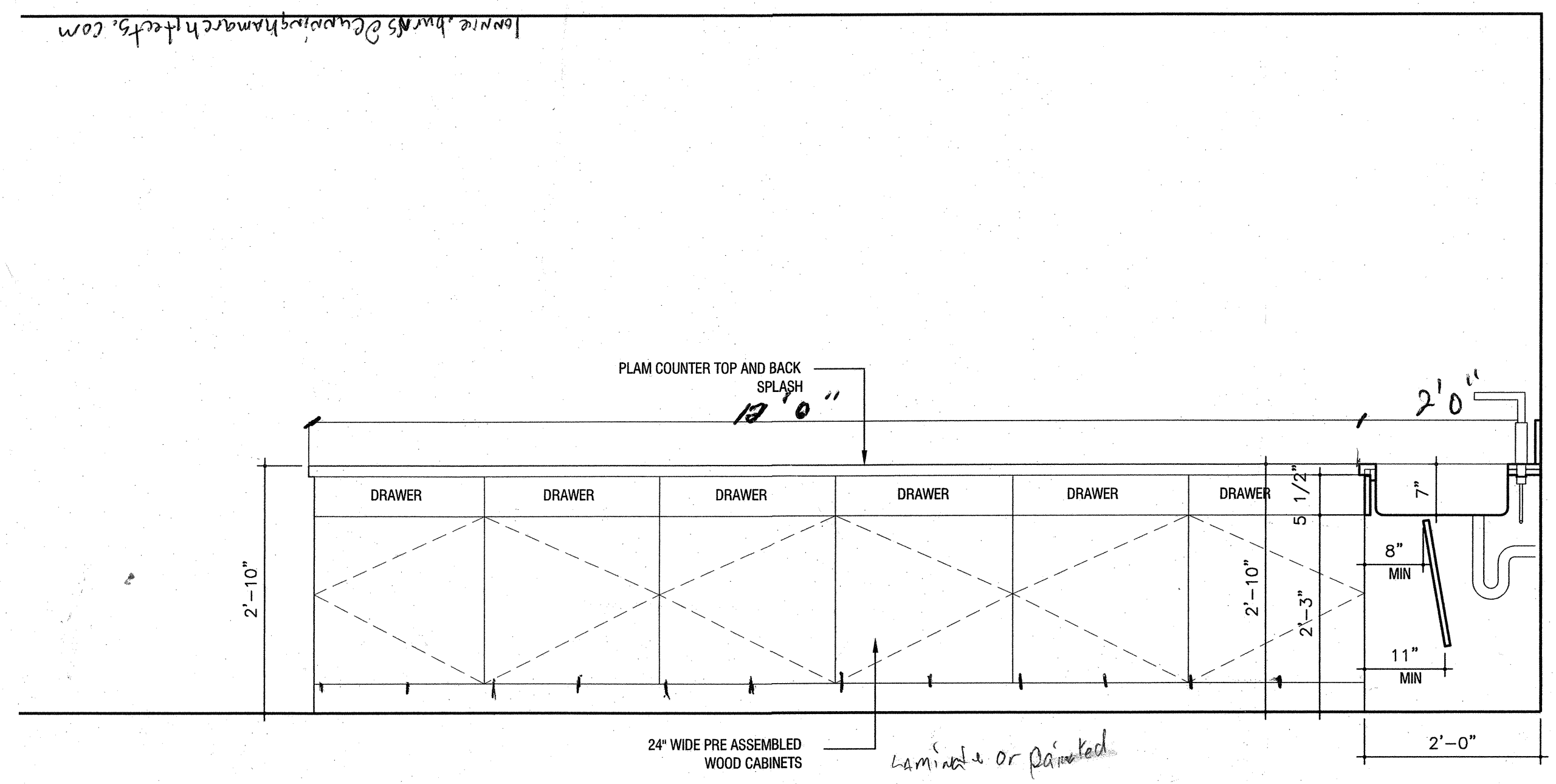
918 DRAGON STREET DALLAS, TEXAS 75207  
 TEL 214.915.0900 FAX 214.915.0901

**A1.04**  
RCP




3/4"=1'-0" TYPICAL BUILT-IN WORK TOP 04

3/4"=1'-0" TYPICAL BUILT-IN OPEN OFFICE 219 03

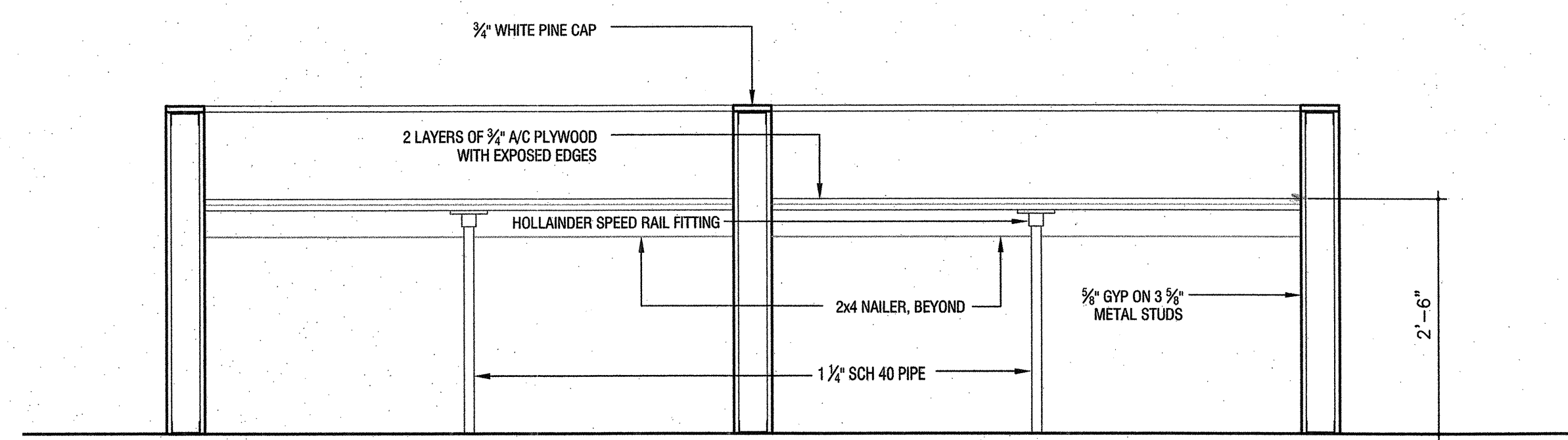
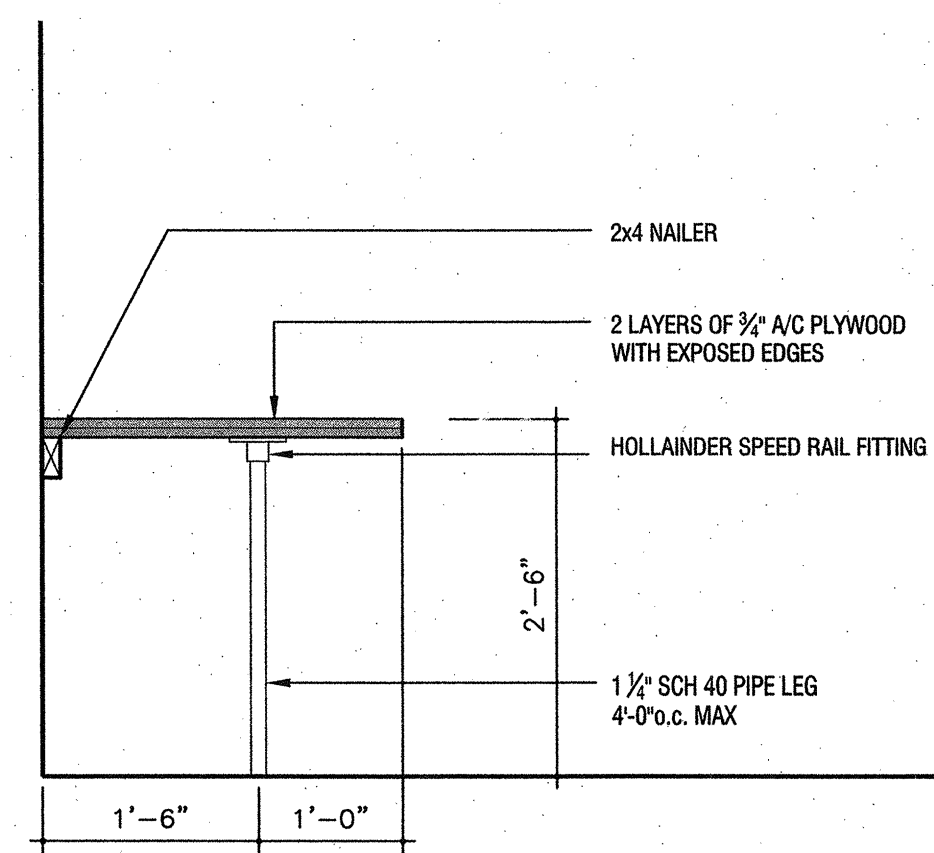


3/4"=1'-0" BREAK 222- NORTH 02

3/4"=1'-0" BREAK 222- EAST 01

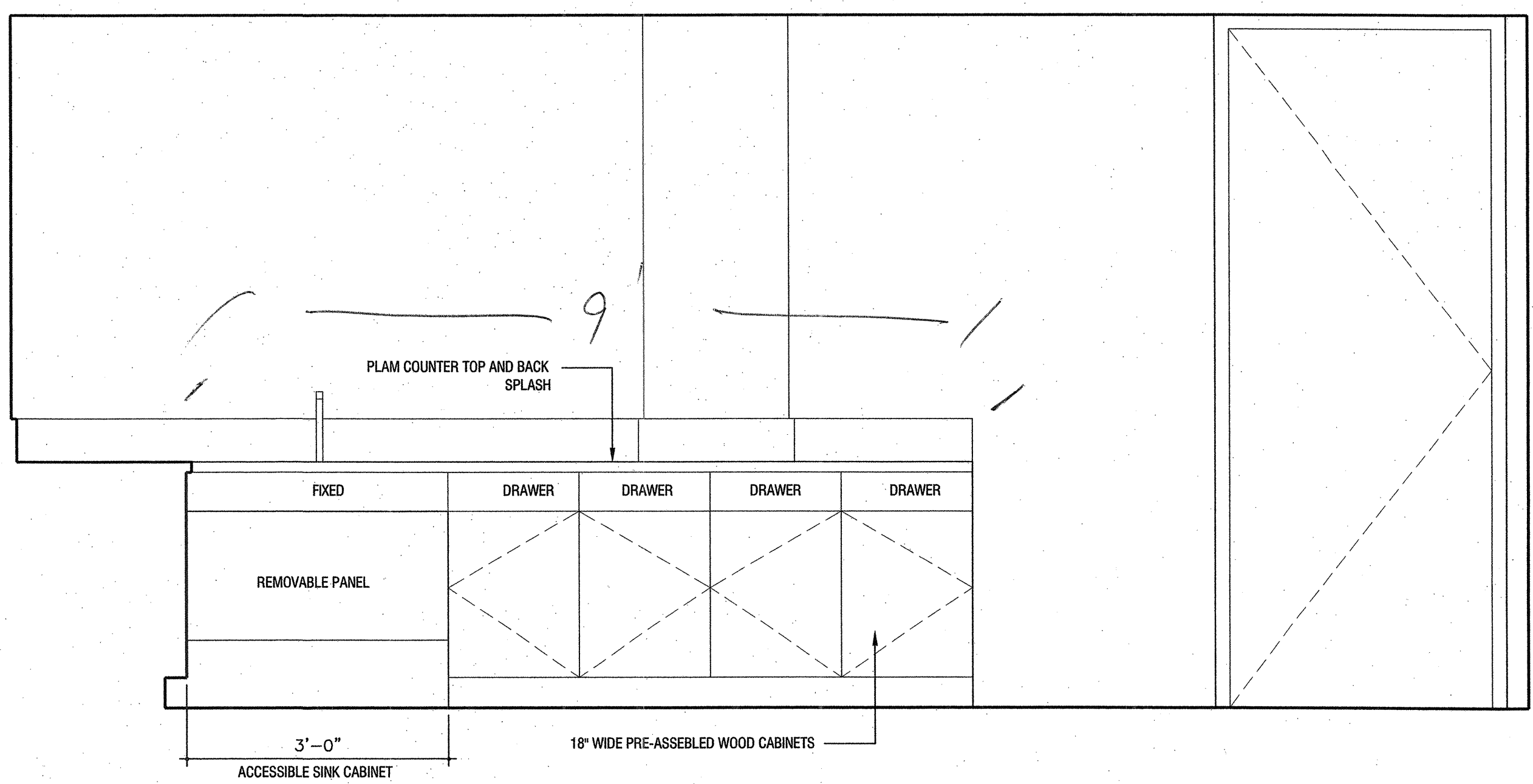
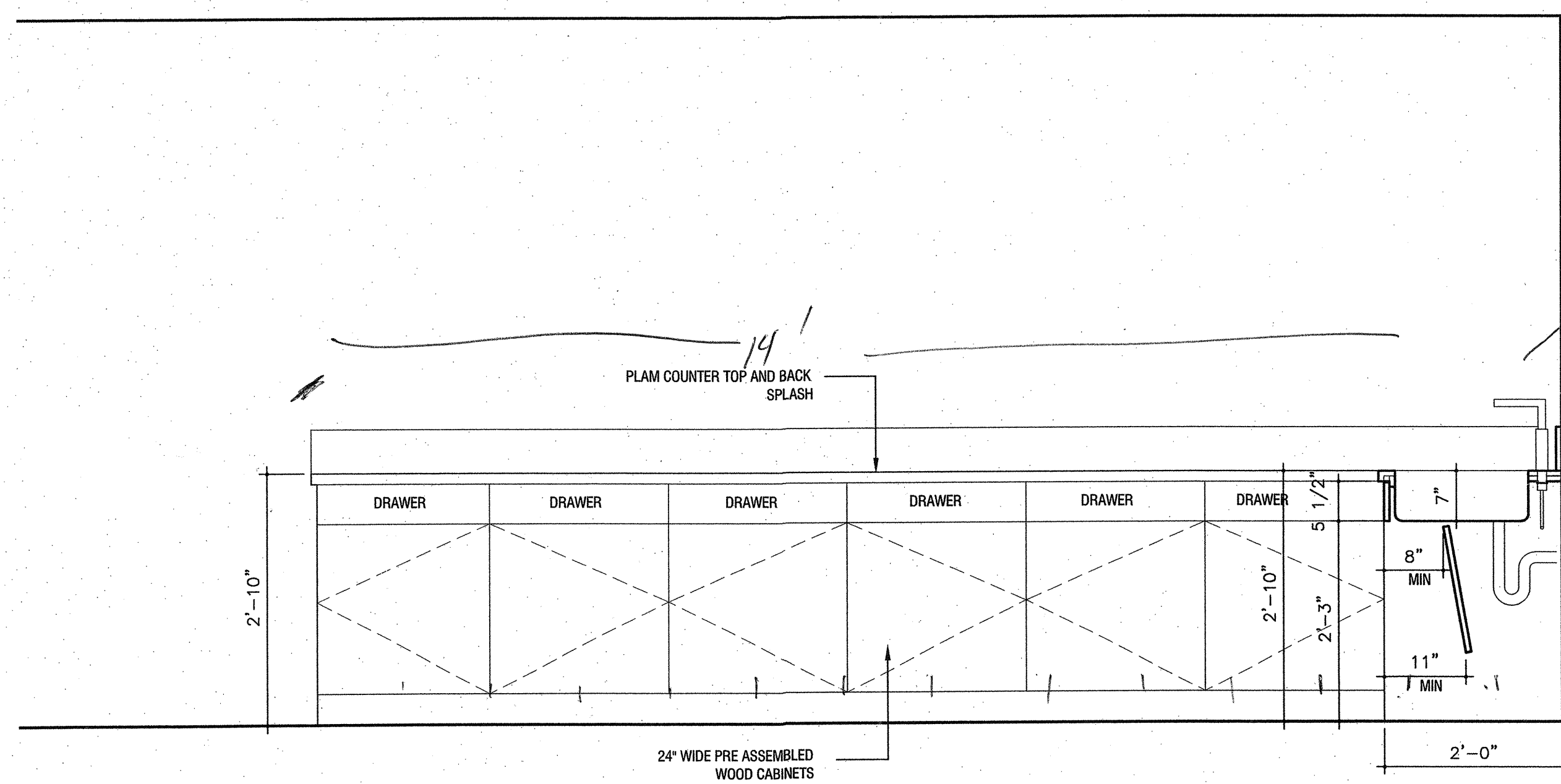


23' LF OF CABINETS




3/4"=1'-0" TYPICAL BUILT-IN WORK TOP 04

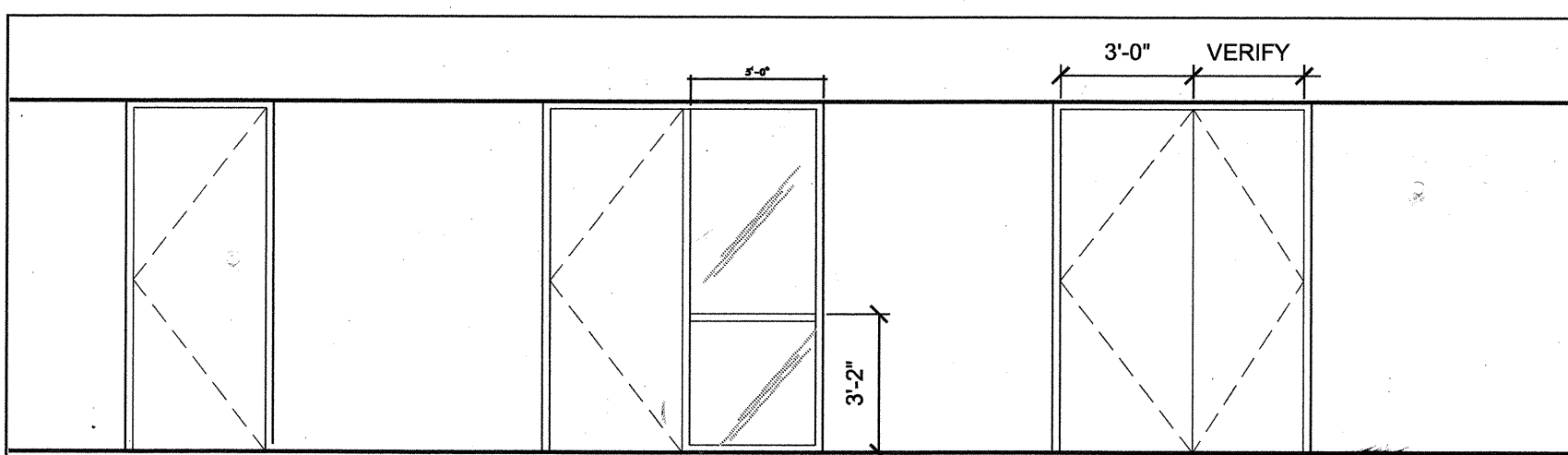
3/4"=1'-0" TYPICAL BUILT-IN OPEN OFFICE 219 03



3/4"=1'-0" BREAK 222- NORTH 02

3/4"=1'-0" BREAK 222- EAST 01

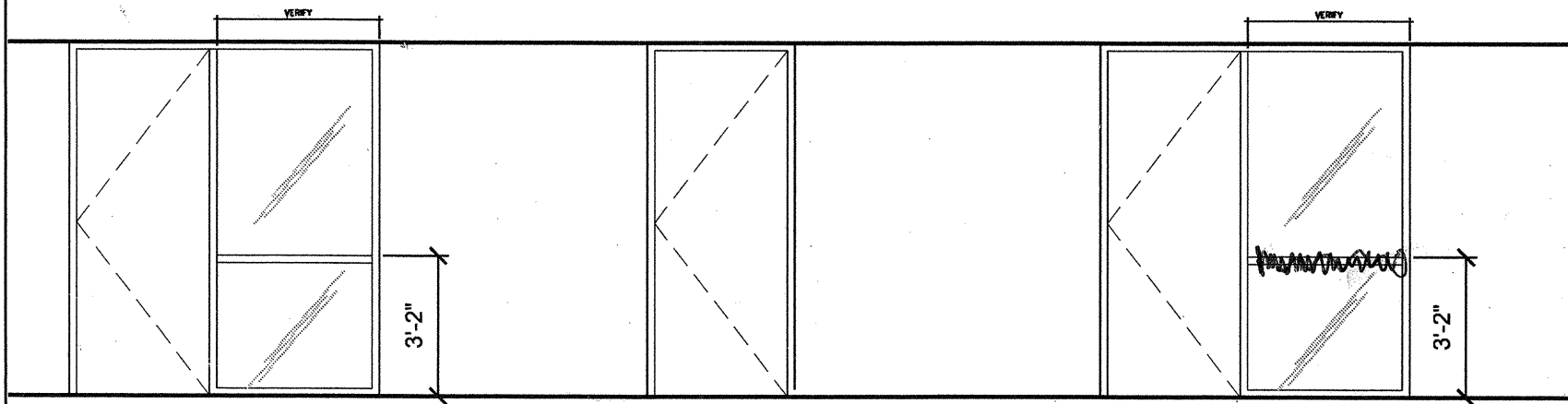




**TYPE 4**  
HOLLOW METAL FRAME  
SOLID CORE WOOD DOOR  
1 HR RATED

**TYPE 5**  
INTERIOR ALUMINUM FRAME  
SOLID CORE WOOD DOOR  
1/4" CLEAR GLASS

**TYPE 6**  
INTERIOR ALUMINUM FRAME  
SOLID CORE WOOD DOORS  
1/4" CLEAR GLASS

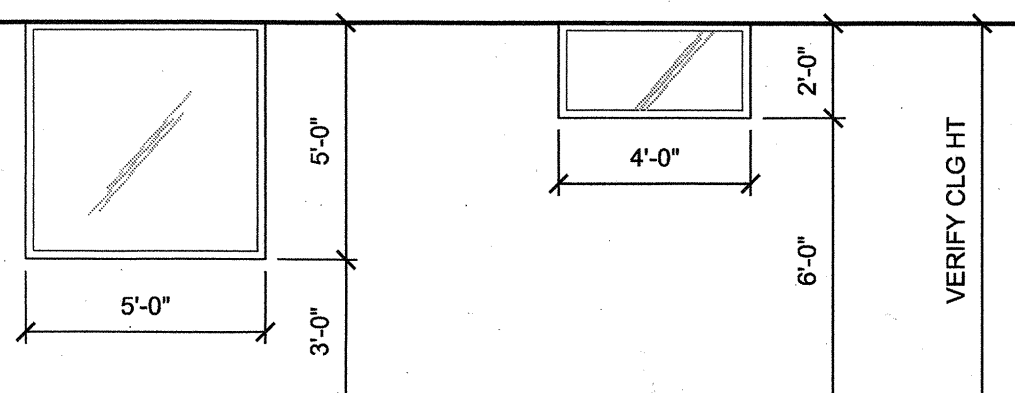


**TYPE 1**  
HOLLOW METAL FRAME  
SOLID CORE DOOR TO MATCH EXISTING  
1 HR RATED CLEAR GLASS

**TYPE 2**  
INTERIOR ALUMINUM FRAME  
SOLID CORE WOOD DOOR  
1/4" CLEAR GLASS

**TYPE 3**  
INTERIOR ALUMINUM FRAME  
SOLID CORE WOOD DOOR  
1/4" CLEAR GLASS

**DOOR TYPES**



**(A)**  
INTERIOR ALUMINUM FRAME  
1/4" CLEAR GLASS

**(B)**  
INTERIOR ALUMINUM FRAME  
1/4" CLEAR GLASS

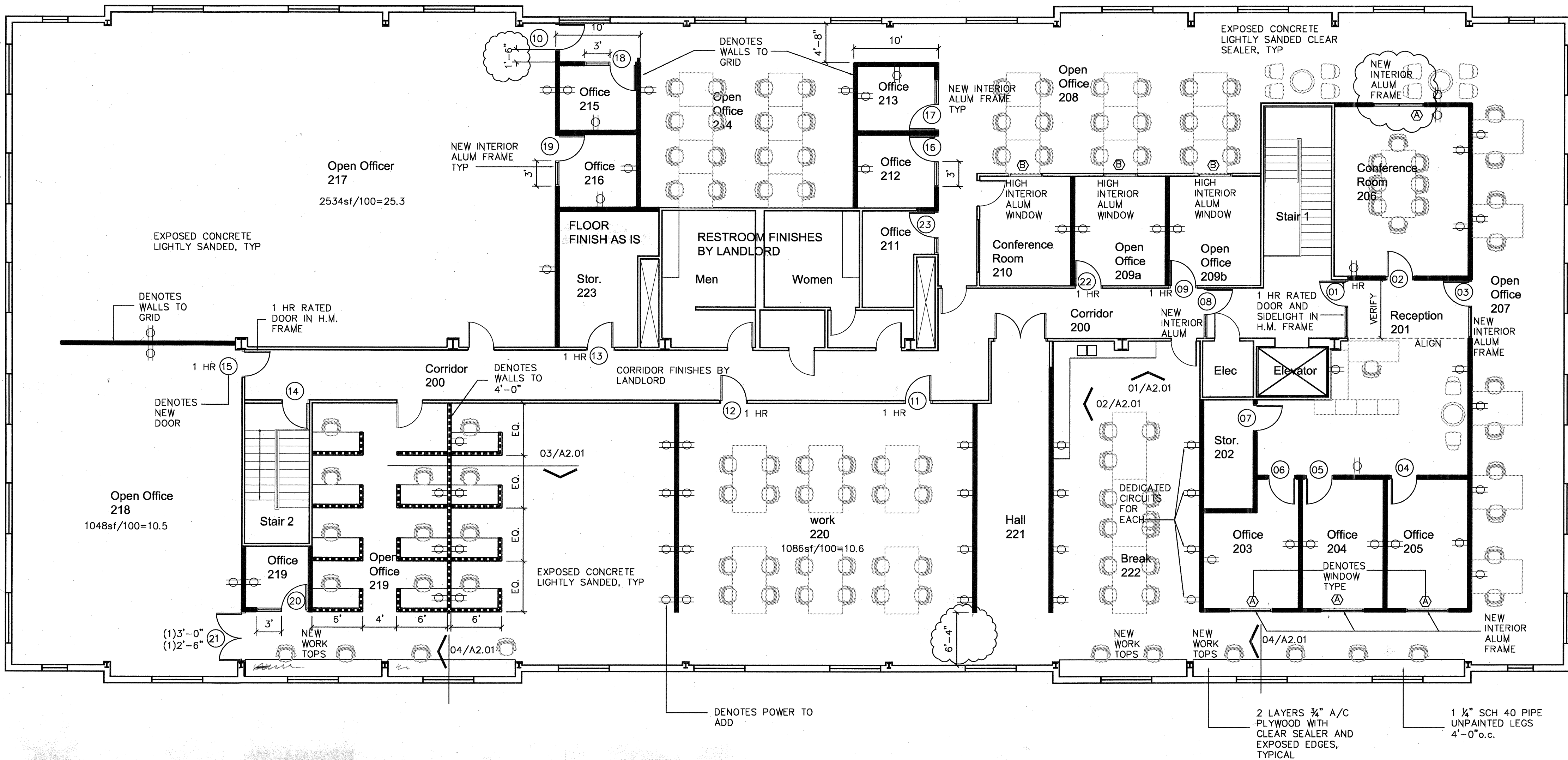
**WINDOW TYPES**

**BUILDING 1 - LEVEL 1**

DOOR NO.	ROOM NAME	SIZE (WxH)	THICKNESS	MATL.	FINISH	RATING	TYPE	FRAME	MATL.	FINISH	HARDWARE	REMARKS
01	RECEPTION	3'-0" X 7'-10"	1 3/4"	MATCH	EXIST	1 HR	1		HM	PTD	1	ELEC STRIKE AND ACCESS READER
02	CONFERENCE ROOM	3'-0" X 7'-10"	1 3/4"	WD	CL	-	2		ALUM	ANOD	5	-
03	RECEPTION	3'-0" X 7'-10"	1 3/4"	WD	CL	-	3		ALUM	ANOD	2	-
04	OFFICE	3'-0" X 7'-10"	1 3/4"	WD	CL	-	2		ALUM	ANOD	5	-
05	OFFICE	3'-0" X 7'-10"	1 3/4"	WD	CL	-	2		ALUM	ANOD	5	-
06	OFFICE	3'-0" X 7'-10"	1 3/4"	WD	CL	-	2		ALUM	ANOD	5	-
07	STORAGE	3'-0" X 7'-10"	1 3/4"	WD	CL	-	2		ALUM	ANOD	3	-
08	COORDINATOR	3'-0" X 7'-10"	1 3/4"	MATCH	EXIST	-	3		ALUM	ANOD	1	ELEC STRIKE AND ACCESS READER
09	OFFICE	3'-0" X 7'-10"	1 3/4"	MATCH	EXIST	1 HR	4		MATCH	EXIST	5	-
10	OPEN OFFICE	3'-0" X 7'-10"	1 3/4"	WD	CL	-	2		ALUM	ANOD	1	-
11	WORK	3'-0" X 7'-10"	1 3/4"	MATCH	EXIST	1 HR	4		MATCH	EXIST	4	-
12	WORK	3'-0" X 7'-10"	1 3/4"	MATCH	EXIST	1 HR	4		MATCH	EXIST	4	-
13	STORAGE	3'-0" X 7'-10"	1 3/4"	MATCH	EXIST	1 HR	4		MATCH	EXIST	3	-
14	STAIR	3'-0" X 7'-10"	1 3/4"	MATCH	EXIST	-	2		MATCH	EXIST	1	ELEC STRIKE AND ACCESS READER
15	OPEN OFFICE	3'-0" X 7'-10"	1 3/4"	MATCH	EXIST	1 HR	4		MATCH	EXIST	1	-
16	OFFICE	3'-0" X 7'-10"	1 3/4"	WD	CL	-	5		ALUM	ANOD	5	-
17	OFFICE	3'-0" X 7'-10"	1 3/4"	WD	CL	-	5		ALUM	ANOD	5	-
18	OFFICE	3'-0" X 7'-10"	1 3/4"	WD	CL	-	5		ALUM	ANOD	5	-
19	OFFICE	3'-0" X 7'-10"	1 3/4"	WD	CL	-	5		ALUM	ANOD	5	-
20	OFFICE	3'-0" X 7'-10"	1 3/4"	WD	CL	-	5		ALUM	ANOD	5	-
21	OPEN OFFICE	3'-0", 2'-6" X 7'-10"	1 3/4"	WD	CL	-	6		ALUM	ANOD	4	-
22	OFFICE	3'-0" X 7'-10"	1 3/4"	MATCH	EXIST	1 HR	4		MATCH	EXIST	5	-
23	OFFICE	3'-0" X 7'-10"	1 3/4"	WD	CL	-	3		ALUM	ANOD	5	-


- SET 1  
PANIC HARDWARE  
EXTERIOR LEVER  
HINGES:  
CLOSER: LCN  
STOP
- SET 2  
PASSAGE SET  
CLOSER  
STOP
- SET 3  
STOREROOM SET  
LEVER LOCK SET: SCHLAGE  
HINGES:  
STOP
- SET 4  
CLASSROOM SET  
LEVER LOCK SET: SCHLAGE  
HINGES:  
FLUSHBOLT  
DUST PROOF STRIKE  
STOP
- SET 5  
OFFICE SET  
LEVER LOCK SET: SCHLAGE  
HINGES:  
STOP
- SET 6  
CLASSROOM SET  
LEVER LOCK SET: SCHLAGE  
HINGES:  
STOP

PANIC BAR: VON DUPRIN SERIES 55  
LOCK SETS: SCHLAGE L SERIES WITH ROSE

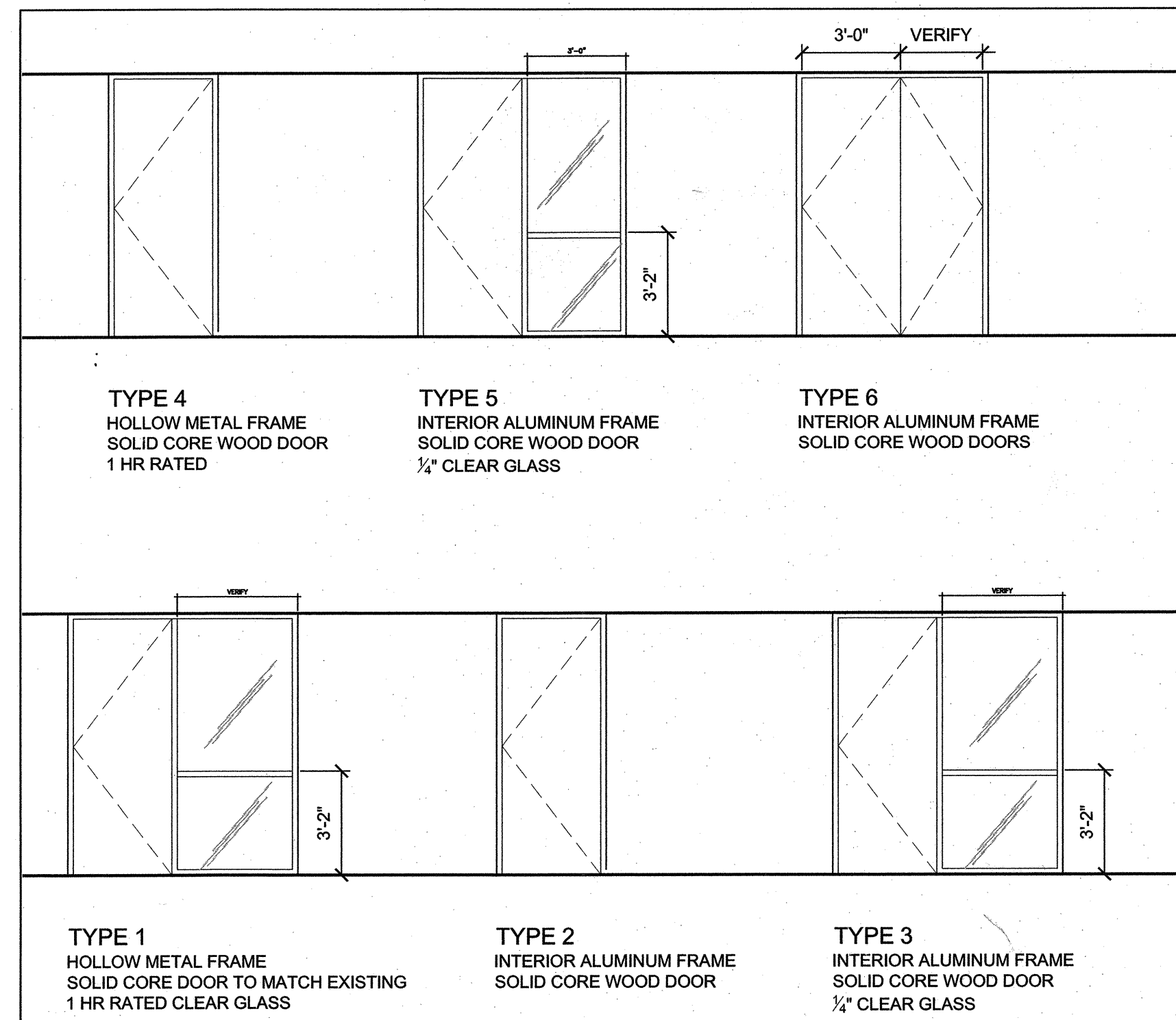


- NOTES:
- FLOOR FINISH TO BE EXPOSED CONCRETE LIGHTLY SANDED NO SEALER
  - EXISTING WALLS TO BE PATCHED AND PAINTED.
  - PROVIDE 4" STRAIGHT VINYL BASE
  - INTERIOR ALUMINUM FRAMES TO BE RACO 1 3/4" OR EQUAL WITH 1/4" TEMPERED CLEAR GLASS
  - DOORS IN SPACE TO BE SOLID CORE BIRCH WITH INTERIOR FINISHES. DOORS IN CORRIDOR TO MATCH EXISTING
  - EXISTING POWER IN WALLS TO REMAIN ARE TO REMAIN AS IS. PROVIDE BLANK COVERS ON EMPTY BOXES
  - NEW PARTITIONS TO BE 3 1/2" METAL STUDS UP TO EXISTING GRID. 5/8" GYP BD EACH SIDE. PREP AND PAINT UNLESS NOTED OTHERWISE.
  - IDENTIFY ALL CIRCUITS ON PANEL.

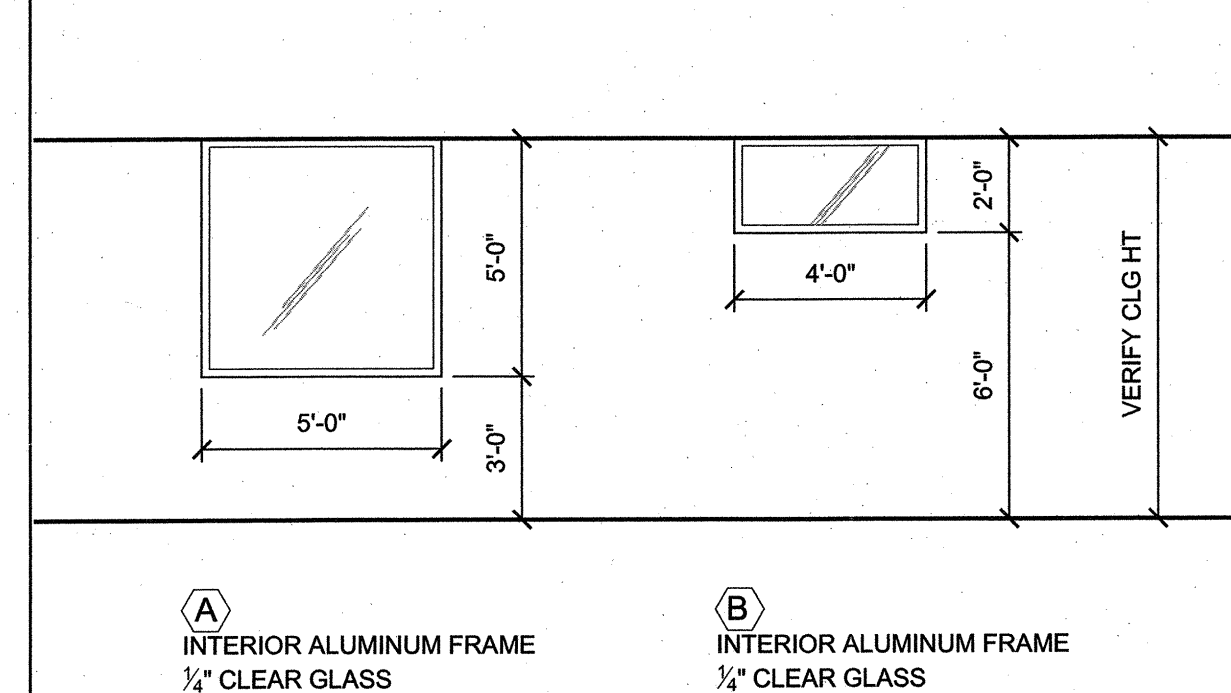
**Floor Plan** 01



Permit Set 04.23.14  
Revision 04.28.14



DOOR TYPES



WINDOW TYPES

**BUILDING 1 - LEVEL 1**

DOOR NO.	ROOM NAME	SIZE (WXH)	THICKNESS	MATL.	FINISH	RATING	TYPE	FRAME	MATL.	FINISH	HARDWARE SET	REMARKS
01	RECEPTION	3'-0" X 7'-10"	1 3/4"	MATCH	EXIST	1 HR	1		HM	PTD	1	ELEC STRIKE AND ACCESS READER
02	CONFERENCE ROOM	3'-0" X 7'-10"	1 3/4"	WD	CL	-	2		ALUM	ANOD	5	
03	RECEPTION	3'-0" X 7'-10"	1 3/4"	WD	CL	-	3		ALUM	ANOD	2	
04	OFFICE	3'-0" X 7'-10"	1 3/4"	WD	CL	-	2		ALUM	ANOD	5	
05	OFFICE	3'-0" X 7'-10"	1 3/4"	WD	CL	-	2		ALUM	ANOD	5	
06	OFFICE	3'-0" X 7'-10"	1 3/4"	WD	CL	-	2		ALUM	ANOD	5	
07	STORAGE	3'-0" X 7'-10"	1 3/4"	WD	CL	-	2		ALUM	ANOD	3	
08	COORDOR	3'-0" X 7'-10"	1 3/4"	MATCH	EXIST	-	3		ALUM	ANOD	1	ELEC STRIKE AND ACCESS READER
09	OFFICE	3'-0" X 7'-10"	1 3/4"	MATCH	EXIST	1 HR	4		MATCH	EXIST	5	
10	OPEN OFFICE	3'-0"x7'-10"	1 3/4"	WD	CL	-	2		ALUM	ANOD	1	
11	WORK	3'-0" X 7'-10"	1 3/4"	MATCH	EXIST	1 HR	4		MATCH	EXIST	6	
12	WORK	3'-0" X 7'-10"	1 3/4"	MATCH	EXIST	1 HR	4		MATCH	EXIST	6	
13	STORAGE	3'-0" X 7'-10"	1 3/4"	MATCH	EXIST	1 HR	4		MATCH	EXIST	3	
14	STAIR	3'-0" X 7'-10"	1 3/4"	MATCH	EXIST	-	2		MATCH	EXIST	1	ELEC STRIKE AND ACCESS READER
15	OPEN OFFICE	3'-0" X 7'-10"	1 3/4"	MATCH	EXIST	1 HR	4		MATCH	EXIST	1	
16	OFFICE	3'-0" X 7'-10"	1 3/4"	WD	CL	-	5		ALUM	ANOD	5	
17	OFFICE	3'-0" X 7'-10"	1 3/4"	WD	CL	-	5		ALUM	ANOD	5	
18	OFFICE	3'-0" X 7'-10"	1 3/4"	WD	CL	-	5		ALUM	ANOD	5	
19	OFFICE	3'-0" X 7'-10"	1 3/4"	WD	CL	-	5		ALUM	ANOD	5	
20	OFFICE	3'-0" X 7'-10"	1 3/4"	WD	CL	-	5		ALUM	ANOD	5	
21	OPEN OFFICE	3'-0", 2'-6" X 7'-10"	1 3/4"	WD	CL	-	6		ALUM	ANOD	4	
22	OFFICE	3'-0" X 7'-10"	1 3/4"	MATCH	EXIST	1 HR	4		MATCH	EXIST	5	
23	OFFICE	3'-0" X 7'-10"	1 3/4"	WD	CL	-	3		ALUM	ANOD	5	

SET 1  
PANIC HARDWARE  
EXTERIOR LEVER 5 (3 a/c claris)  
HINGES: 2 std  
CLOSER: LCN  
STOP

SET 2  
PASSAGE SET  
CLOSER  
STOP

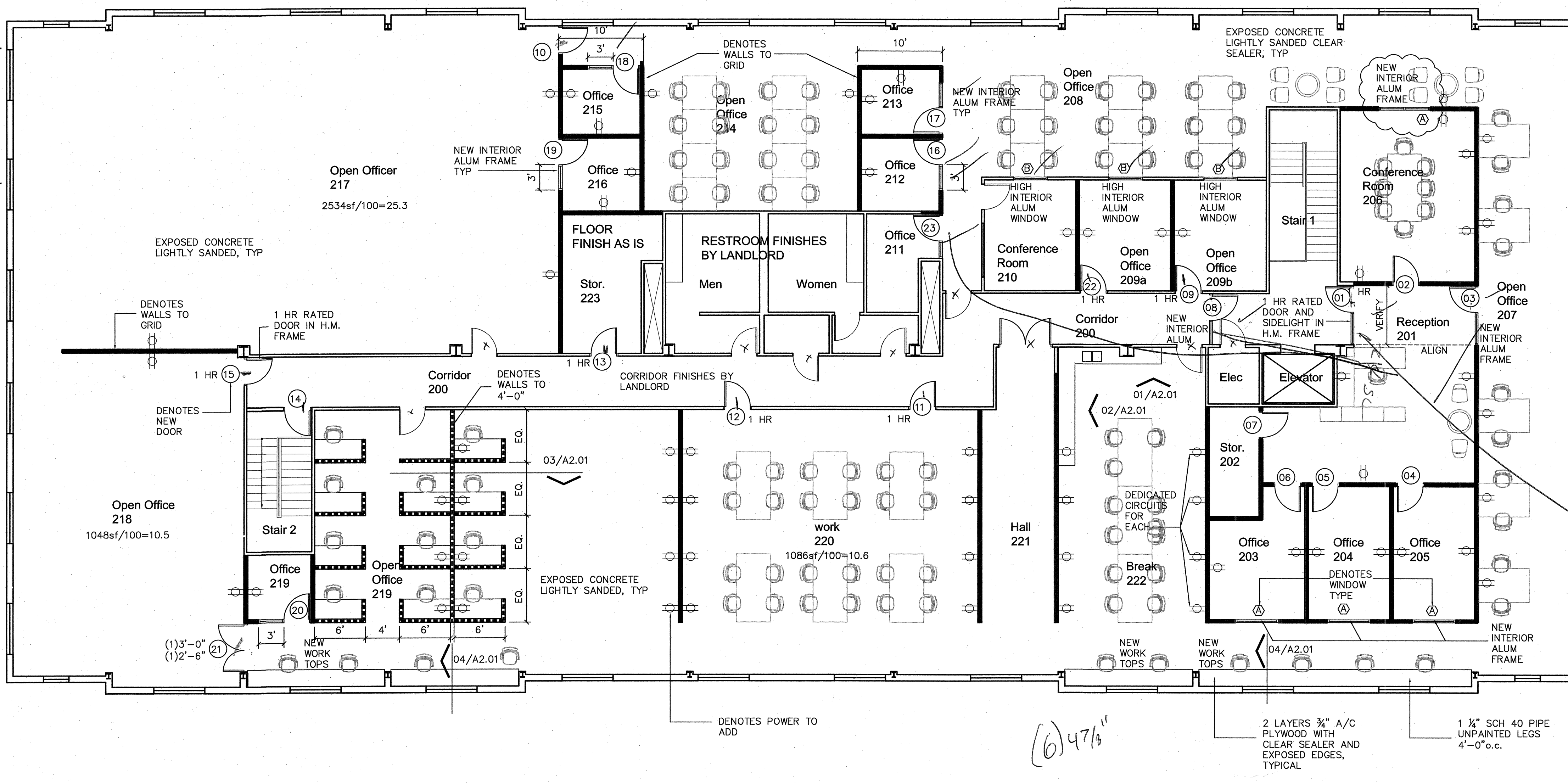
SET 3  
STOREROOM SET  
LEVER LOCK SET: SCHLAGE 2  
HINGES:  
STOP

SET 4  
CLASSROOM SET  
LEVER LOCK SET: SCHLAGE  
HINGES: 1  
FLUSHBOLT  
DUST PROOF STRIKE  
STOP

SET 5  
OFFICE SET  
LEVER LOCK SET: SCHLAGE 12  
HINGES:  
STOP

SET 6  
CLASSROOM SET  
LEVER LOCK SET: SCHLAGE 2  
HINGES:  
STOP

PANIC BAR: VON DUPRIN SERIES 99 STD  
LOCK SETS: SCHLAGE X SERIES WITH ROSE



Brick Lvs 7'

X No Window Mullion

- Doors will not be 7'-10" (8'-10")

X All Red Frame Brown

X All Brown Hardware

- No Hm (Red) at #1


- Who is doing card readers at electric strike?

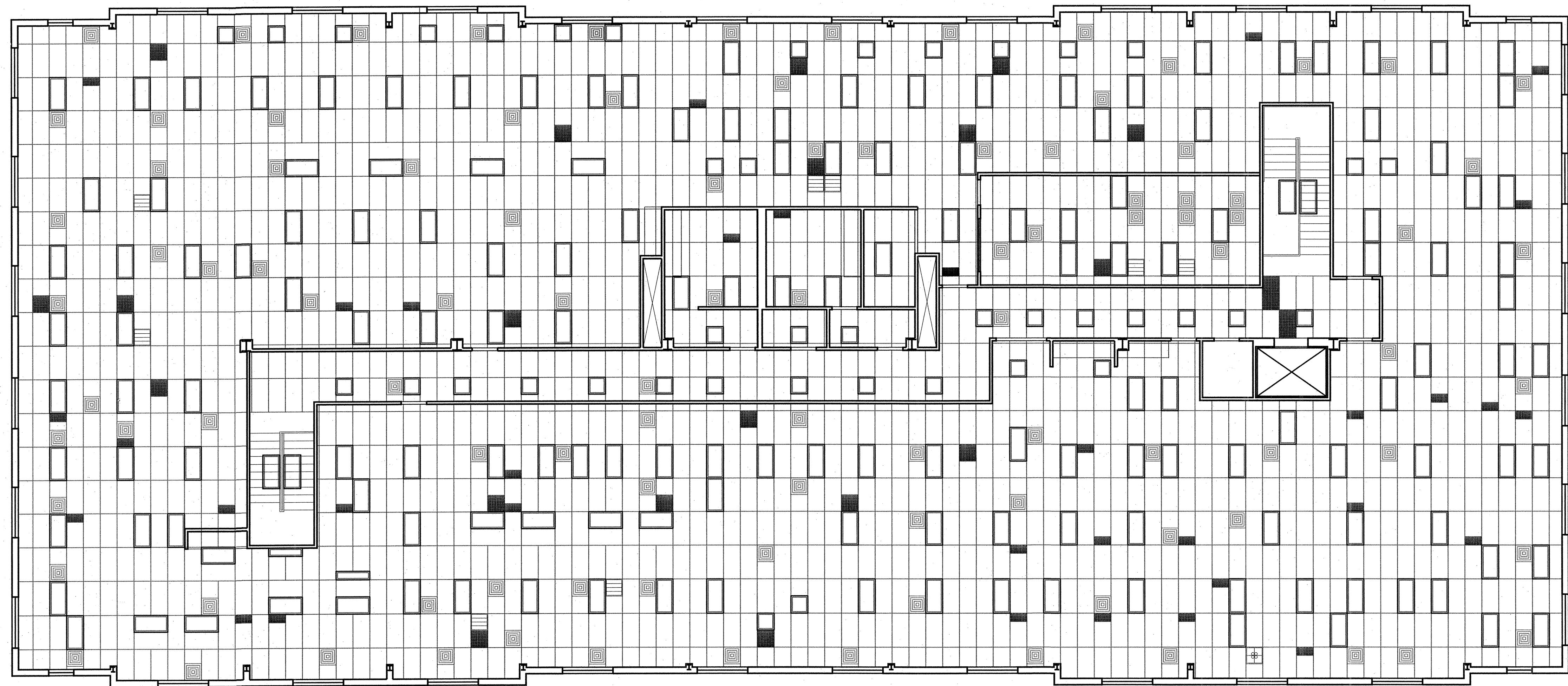
- Electrician ?


NOTES:

- FLOOR FINISH TO BE EXPOSED CONCRETE LIGHTLY SANDED LIGHTLY SANDED NO SEALER
- EXISTING WALLS TO BE PATCHED AND PAINTED.
- PROVIDE 4" STRAIGHT VINYL BASE
- INTERIOR ALUMINUM FRAMES TO BE RACO 1 1/2" OR EQUAL WITH 1/4" TEMPERED CLEAR GLASS
- DOORS IN SPACE TO BE SOLID CORE BIRCH WITH INTERIOR ALUM. FRAMES. DOORS IN CORRIDOR TO MATCH EXISTING
- EXISTING POWER IN WALLS TO REMAIN ARE TO REMAIN AS IS. PROVIDE BLANK COVERS ON EMPTY BOXES
- NEW PARTITIONS TO BE 3 3/8" METAL STUDS UP TO EXISTING GRID. 3/4" GYP BD EACH SIDE. PREP AND PAINT UNLESS NOTED OTHERWISE.

Size?





 NORTH    1/8"=1'-0"

Existing Ceiling Plan


01

THIS DRAWING AND INFORMATION ARE THE PROPERTY OF CUNNINGHAM ARCHITECTS. THE INFORMATION OR INFORMATION DERIVED SHALL NOT BE REPRODUCED OR USED WITHOUT WRITTEN PERMISSION OF THE ARCHITECT.

# The Addison Tree House

14683 Midway Road, Suite 200, Building 5, Office in the Park

Town of Addison, Texas 75001



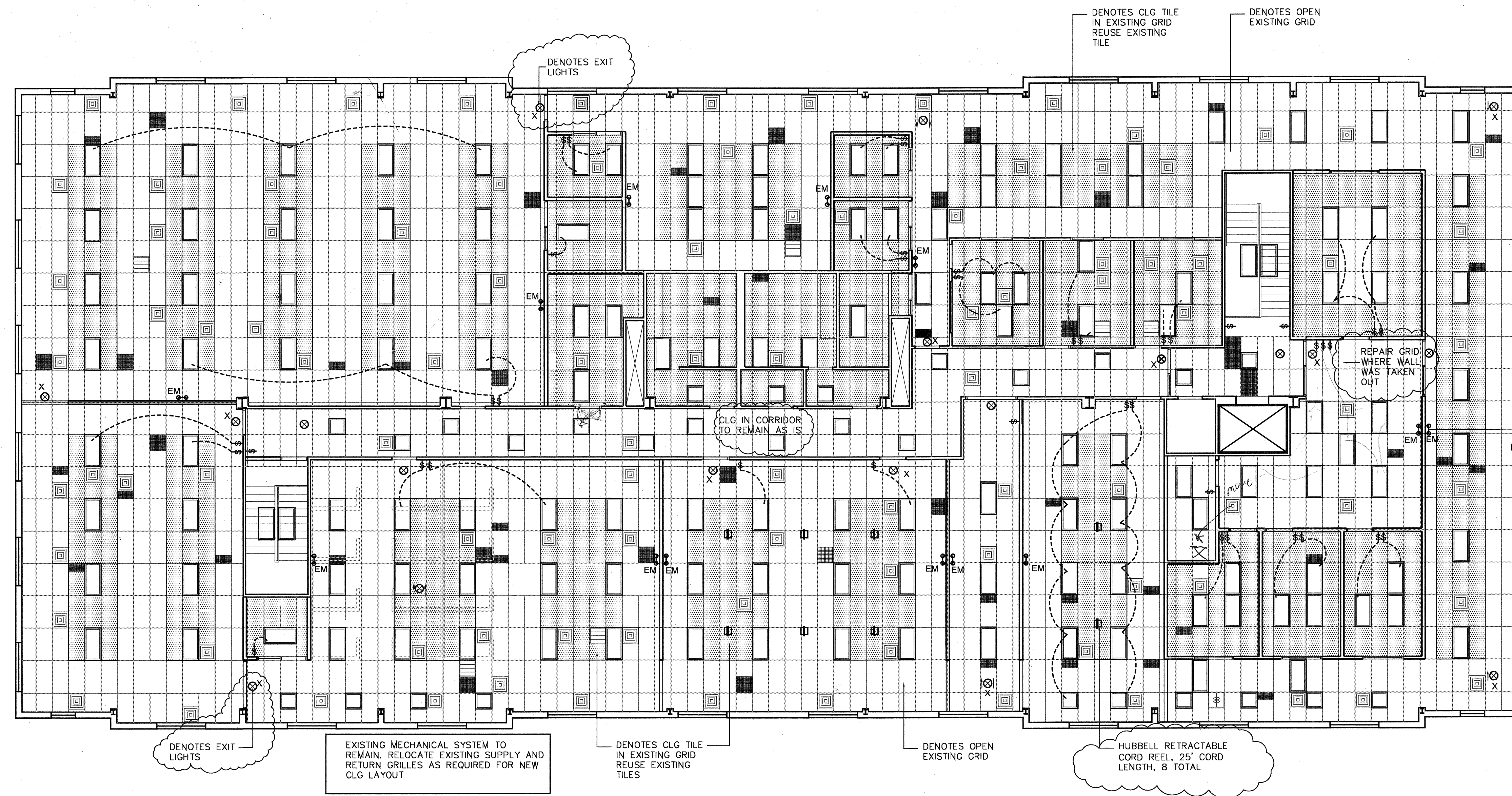
Permit Set 04.23.14

## CUNNINGHAM ARCHITECTS

918 DRAGON STREET    DALLAS, TEXAS 75207  
 TEL 214.915.0900    FAX 214.915.0901

**A1.03**  
 Existing RCP





VERIFY EXISTING EMERGENCY LIGHTING AND ADD AS REQUIRED


**LIGHT FIXTURE SCHEDULE**

	EXISTING 2x2 FIXTURE RELOCATE AS INDICATED ON PLAN
	EXISTING 2x4 FIXTURE RELOCATE AS INDICATED ON PLAN
	EXIT SIGN VERIFY EXIST, AND ADD AS REQUIRED
	EMERGENCY LIGHTING VERIFY EXIST, AND ADD AS REQUIRED
EXISTING LIGHTING TO REMAIN. RELOCATE FIXTURES FOR NEW LAYOUT AS REQUIRED. PROVIDE BI-LEVEL SWITCHING OR OCCUPANCY SENSORS AS REQUIRED BY CODE.	

NORTH 1/8"=1'-0"

Reflected Ceiling Plan 01

**The Addison Tree House**  
 14683 Midway Road, Suite 200, Building 5, Office in the Park  
 Town of Addison, Texas 75001

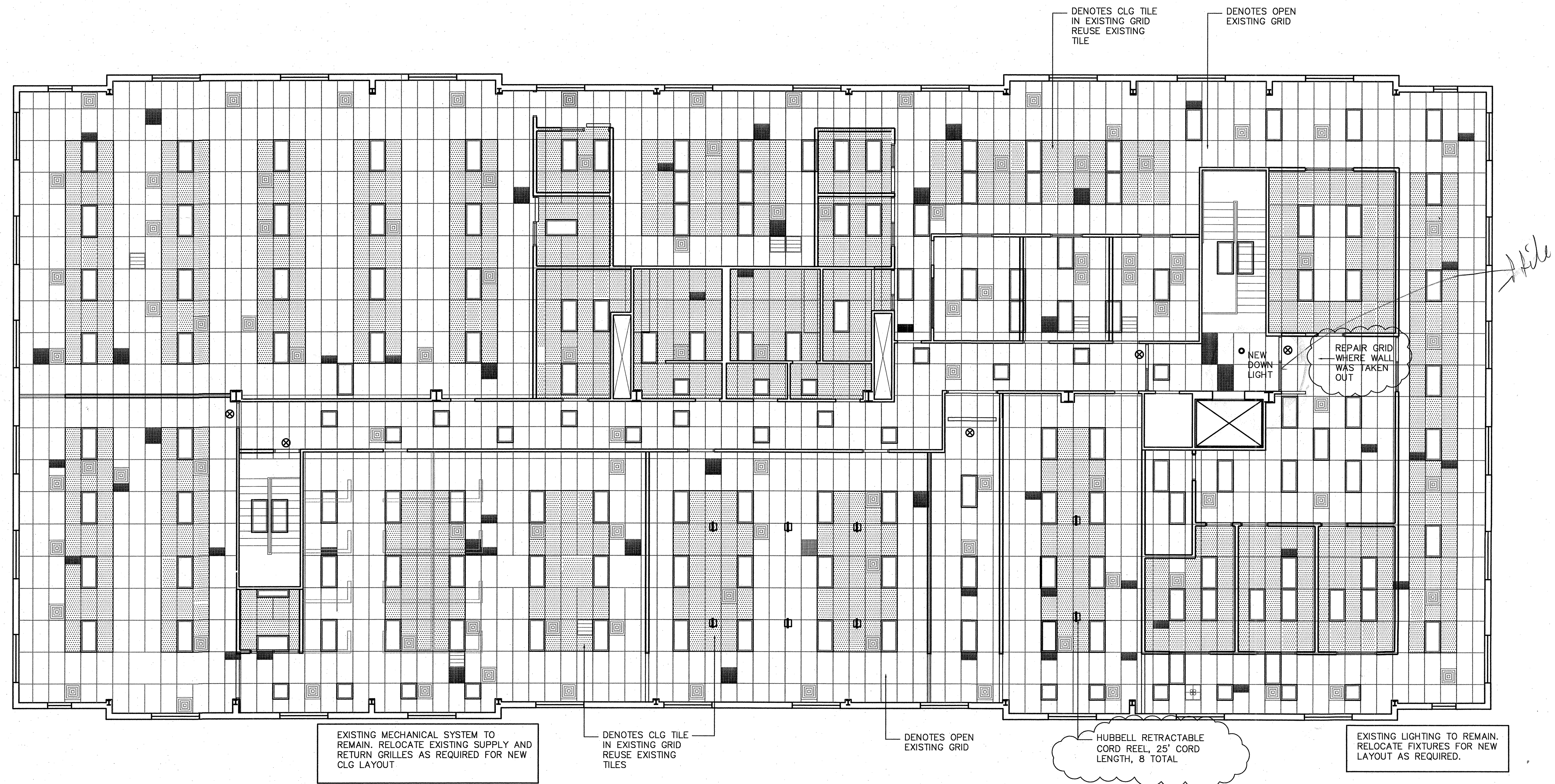


Permit Set 04.23.14  
 Revision 04.28.14

**CUNNINGHAM ARCHITECTS**  
 918 DRAGON STREET DALLAS, TEXAS 75207  
 TEL 214.915.0900 FAX 214.915.0901

**A1.04**  
 RCP

THIS DRAWING AND INFORMATION ARE THE PROPERTY OF CUNNINGHAM ARCHITECTS. IT IS TO BE USED FOR THE PROJECT AND NOT TO BE REPRODUCED, COPIED, OR USED WITHOUT WRITTEN PERMISSION OF THE ARCHITECT.



NORTH 1/8"=1'-0"

Reflected Ceiling Plan 01

