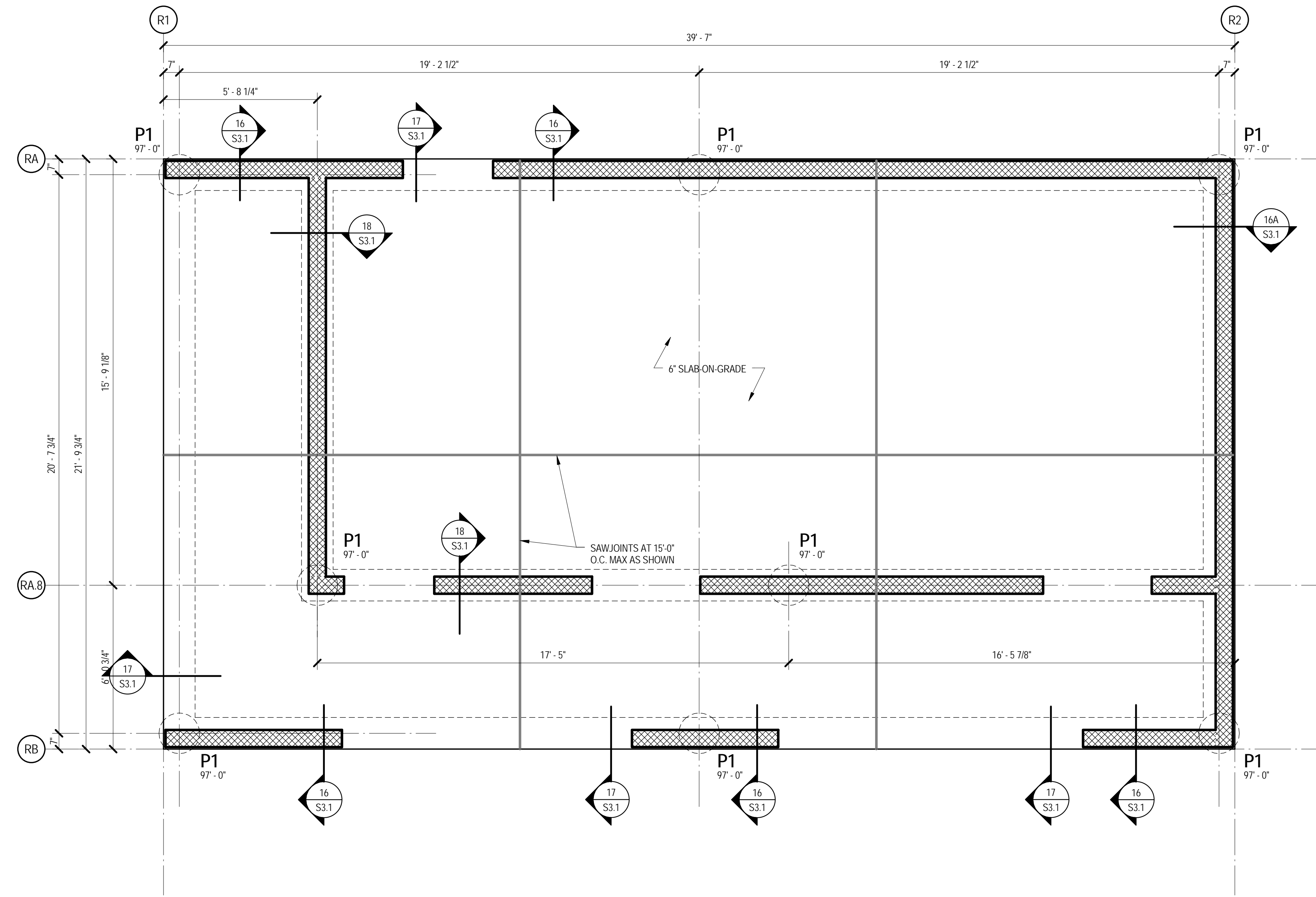


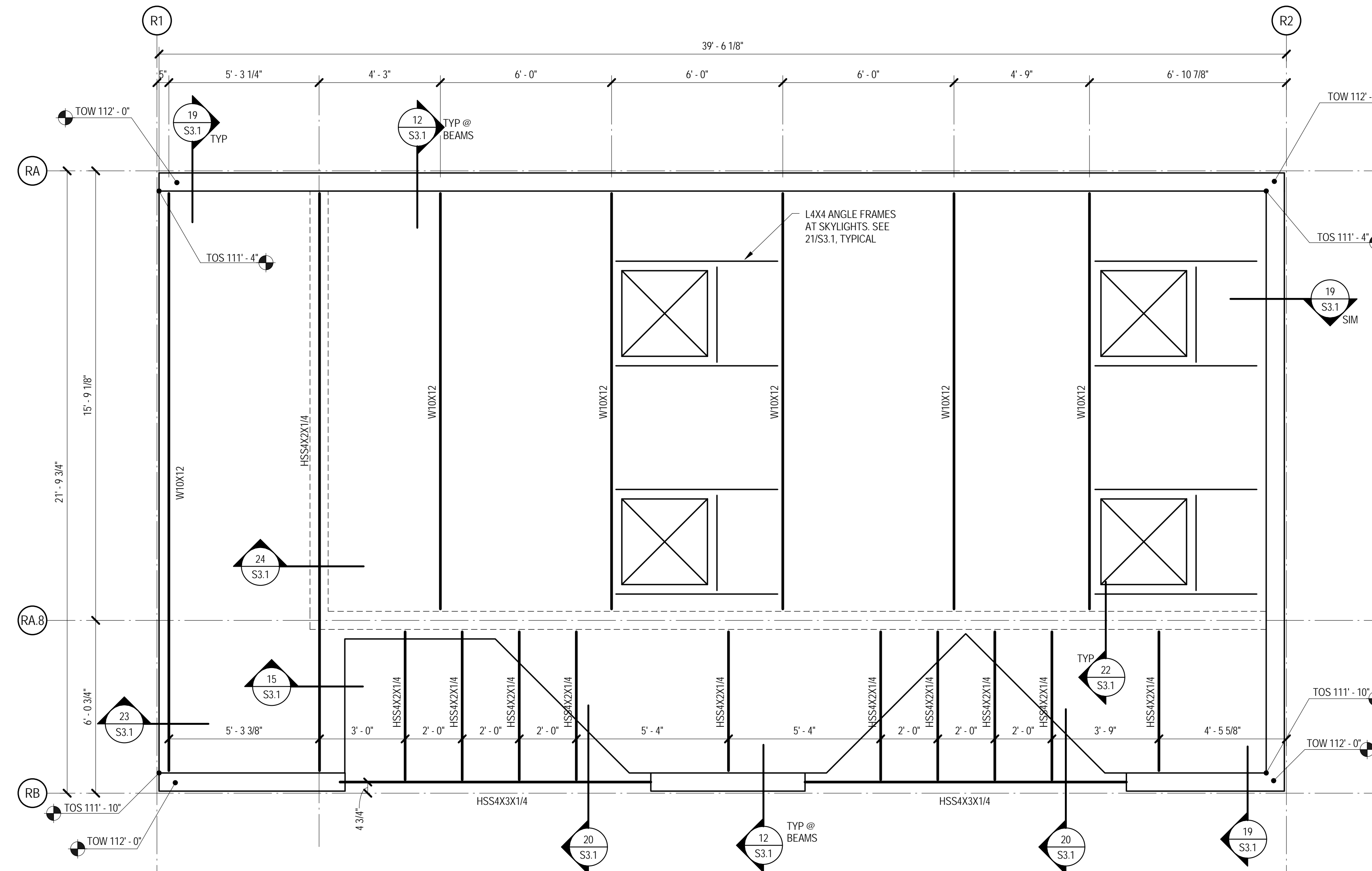
- PARK RESTROOM FOUNDATION PLAN NOTES
1. FINISH FLOOR ELEVATION IS 100'-0" UNLESS SHOWN OR DETAILED OTHERWISE. SEE GENERAL NOTES.
 2. TOP OF CONCRETE SLAB IS FINISH FLOOR UNLESS SHOWN OTHERWISE.
 3. SHEET INDEX:
 GENERAL NOTES - S1.1
 TYPICAL DETAILS - S3.1
 PIER SCHEDULE - S3.1
 4. TYPICAL SLAB ON GRADE THICKNESS IS 6" UNLESS SHOWN OTHERWISE. SEE GENERAL NOTES FOR SLAB REINFORCING.



1 FOUNDATION PLAN - PARK RESTROOMS


3/8" = 1'-0"

- PARK RESTROOM ROOF PLAN NOTES
1. TOP OF STEEL ELEVATIONS ARE NOTED ON PLAN. ELEVATIONS ARE RELATIVE TO DATUM 100'-0". SEE GENERAL NOTES.
 2. SHEET INDEX:
 GENERAL NOTES - S1.1
 TYPICAL DETAILS - S3.1



2 ROOF - PARK RESTROOM

3/8" = 1'-0"



No.	Date	Item

No.	Date	Item

JM
 Drawn
 JM
 Checked
 TP
 Approved

Project No. 10061.10
 Date 06.28.2012
 Last Revision