## GENERAL PLUMBING NOTES:

1. CONTRACTOR SHALL ROUTE PRIMARY CONDENSATE LINES FROM AIR HANDLERS TO NEAREST CODE APROVED DRAIN.
2. CONTRACTOR SHALL ROUTE SECONDARY DRAIN LINES FROM PANS OUT TO THE NEAREST SOFFIT AND PENETRATE SOFFIT WITH 90-DEGREE ELBOW 6" AWAY FROM WALL.
4. CONTRACTOR SHALL SUPPLY AND INSTALL 1/2" TRAP PRIMERS FOR ALL FLOOR AND HUB DRAINS AS REQUIRED BY CODE.
5. ALL HANDICAP FIXTURES SHALL BE SUPPLIED WITH LEVER TYPE HANDLES.
6. ALL WATER PIPING EXPOSED TO FREEZING CONDITIONS (ATTIC, EXTERIOR WALLS, ETC). SHALL BE INSULATED WITH 1" THICK FOAM INSULATION.

## WATER KEYNOTES:

1. 3/4" CW AND HW UP IN WALL, EXTEND 1/2" LINE TO EACH LAV.
2. 1-1/4" CW UP IN WALL, EXTEND 1" TO WC, 3/4" TO WH AND 1/2" CW EACH TO LAV, MS AND TRAP PRIMER VALVE AND 3/4" HW DN IN WALL FROM WH, EXTEND 1/2" HW EACH TO LAV AND MS.
3. 2" CW UP IN WALL, EXTEND 1" LINE TO EACH WC, 1" LINE TO EACH UR, AND 1/2" LINE TO EACH TRAP PRIMER VALVE.

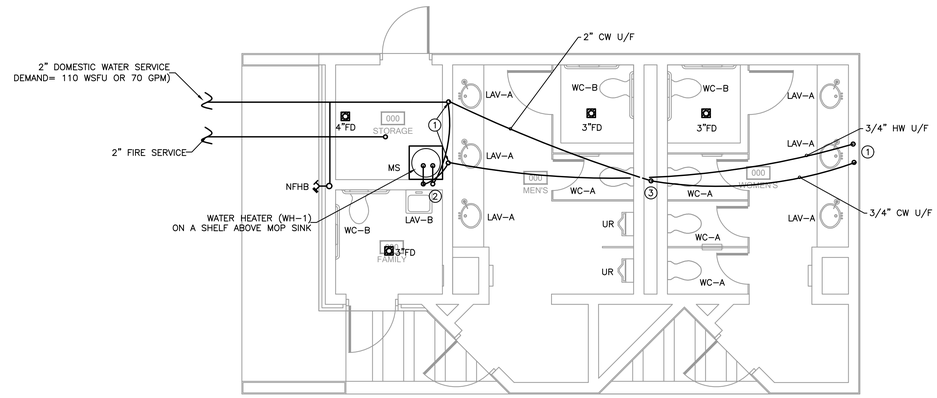


2 FLOOR PLAN - WATER
SCALE: 1/4"= 1'-0"

| PLUMBING FIXTURE ROUGHIN SCHEDULE | | | |
|---|---|---|---|
| FIXTURE TYPE | MINIMUM TRAP SIZE | MINIMUM BRANCH DRAIN SIZE | MINIMUM VENT SIZE |
| DRINKING FOUNTAIN | 1-1/4" | 1-1/2" | 1-1/2" |
| FLOOR DRAIN | 2" | 2" | 1-1/2" |
| LAVATORY | 1-1/4" | 1-1/2" | 1-1/2" |
| KITCHEN SINK | 1-1/2" | 2" | 1-1/2" |
| HUB DRAIN * | 2" | 2" | 1-1/2" |
| WATER CLOSET | 3" | 3" | 2" |
| URINAL | 2" | 2" | 1-1/2" |
| * REFER TO PLANS FOR ACTUAL SIZES. | | | |

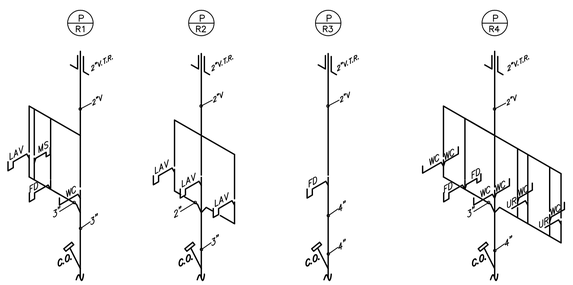


3 RISER SCHEDULE
SCALE: NONE

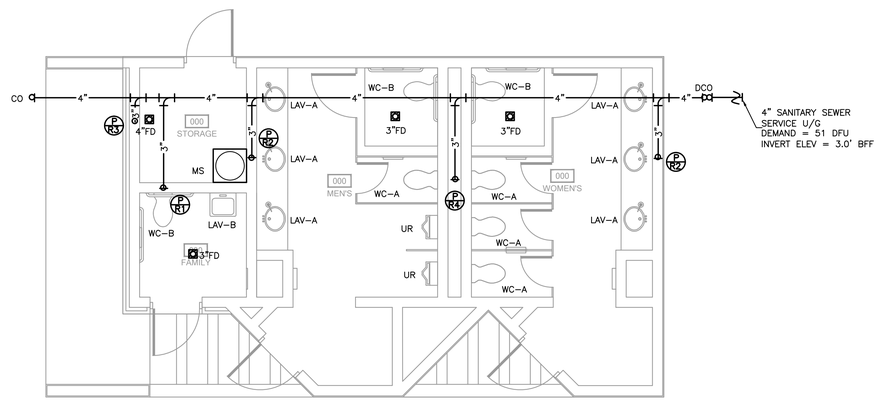


1 FLOOR PLAN - SEWER
SCALE: 1/4"= 1'-0"

TRUE NORTH
PLAN NORTH


Good Fulton & Farrell Architects
2808 Fairmount Street
Suite 300
Dallas, Texas 75201
214.303.1500/Tel
214.303.1512/Fax
www.gff.com

© Good Fulton & Farrell 2009


PHA
Mechanical, Electrical & Plumbing
1202 Richardson Drive Suite 304
Richardson, TX 75080
T: (972) 237-2131 F: (972) 235-4604
Firm Registration # F000477


UDR

VITRUVIAN PARK:
PARK TOILET BUILDING
VITRUVIAN WAY
ADDISON, TX 75001

| No. | Date | Item |
|---|---|---|

REVISIONS

RV Drawn
PHA Checked
PHA Approved

STATE OF TEXAS
ANDREW L. ALLEN
90646
LICENSED
PROFESSIONAL ENGINEER
06/28/12

PLAN

| | |
|---|---|
| Project No. | 8642-12 |
| Date | 06.28.12 |
| Last Revision | |

P2.1