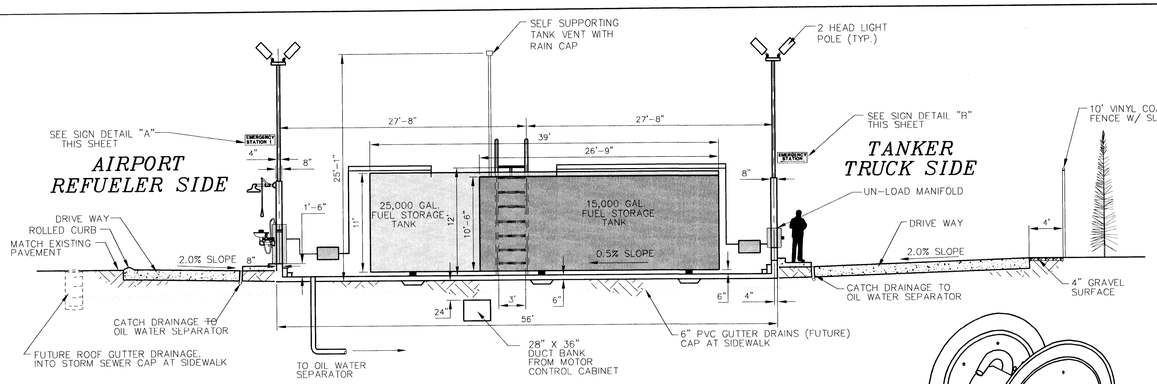

SECTION "X-X" CONTAINMENT STRUCTURE DETAIL

SCALE: 1/8" = 1'-0"

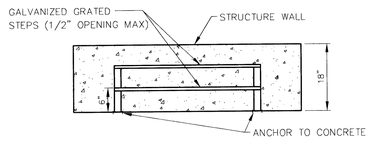

STEP DETAIL FRONT VIEW

NO SCALE

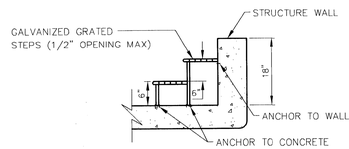

STEP DETAIL

NO SCALE

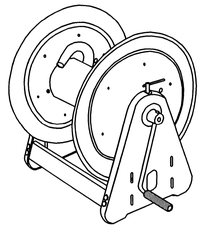

HOSE REEL DETAIL

NO SCALE

NOTES: MOUNT HOSE REEL ON TOP OF CONTAINMENT WALL NEXT TO HOSE BIB WITH 4 3/8" ANCHOR BOLTS.

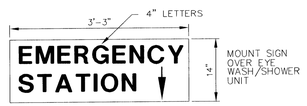

SIGN DETAIL "A"

NO SCALE

SIGN DETAIL "B"

NO SCALE

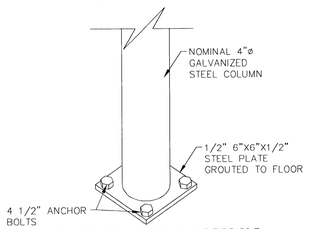

CAT WALK COLUMN BASE DETAIL

NO SCALE

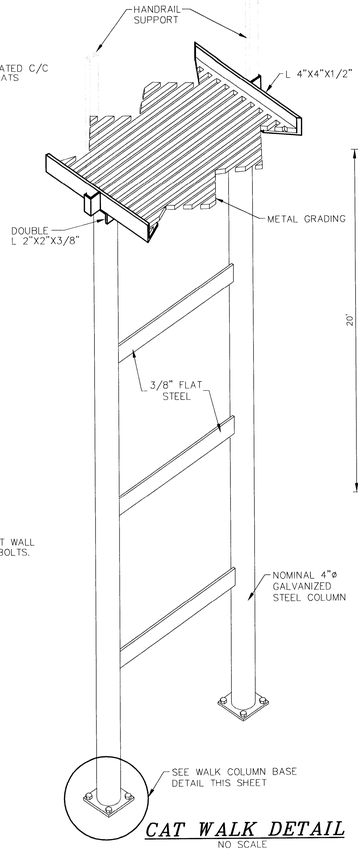

CAT WALK DETAIL

NO SCALE

NOTE: ALL METAL COMPONENTS OF THE CATWALK AND STAIRS ARE TO BE GALVANIZED.

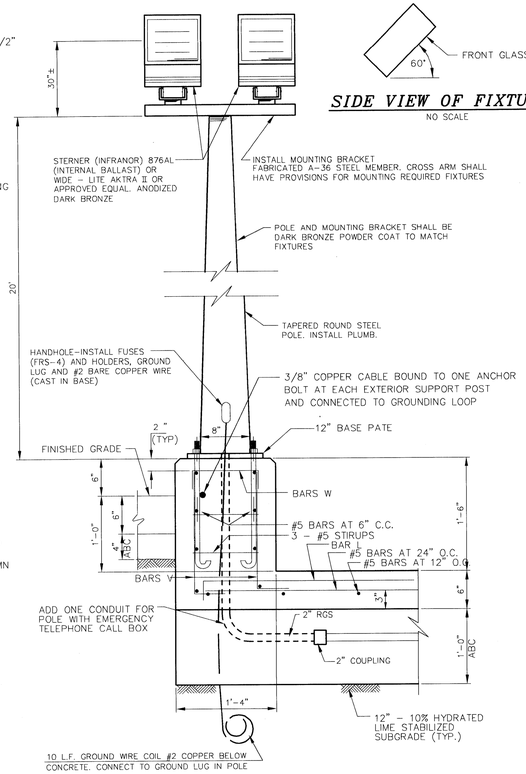

FLOODLIGHT DETAIL - TYPE 876A

NO SCALE

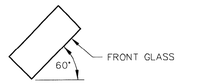

SIDE VIEW OF FIXTURE

NO SCALE

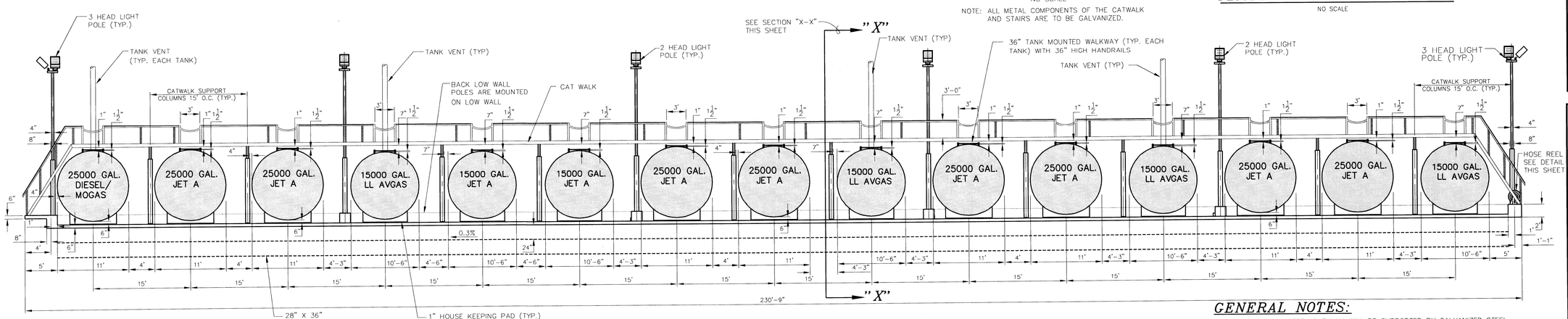

SECTION "Y-Y" EAST SECTION VIEW

SCALE: 1/8" = 1'-0"

GENERAL NOTES:

1. THE GALVANIZED STEEL CATWALK WILL BE SUPPORTED BY GALVANIZED STEEL POSTS ON EACH SIDE. ALL COMPONENTS OF THE CATWALK WILL BE GALVANIZED. THE CATWALK IS 36" WIDE AND WILL HAVE METAL STAIRS AT EACH END, HAND RAILINGS AT 36" HIGH, WITH SUPPORT POSTS AND A REMOVABLE CHAIN AT THE HANDRAIL OPENING OVER EACH TANKS METAL TREAD WALKWAY. SEE SPECIFICATIONS
2. CATWALK AND STAIRS ARE TO BY DESIGNED AND FABRICATED TO SUPPORT A 100 PSF UNIFORM LIVE LOAD PLUS STRUCTURAL LOAD, WITH DEFLECTION LIMIT OF LESS THAN L/240.
3. PROVIDE SUBMITTALS ON CATWALK STRUCTURE, CONNECTIONS, DETAILS AND MOUNTING TO CONCRETE STRUCTURE OR LOW WALL. STRUCTURE MUST BE SEALED BY A REGISTERED ENGINEER.
4. AREA LIGHTING CONSISTS OF ONE FIXTURE ON EACH CORNER CONTROLLED BY A PHOTO CELL.
5. OPERATIONAL LIGHTING CONSISTS OF ONE FIXTURE POINTED TO THE RAMP AREA AND ONE FIXTURE POINTED TO THE TANKS. OPERATIONAL LIGHTS ARE CONTROLLED BY A ONE HOUR SET, 3 POLE SWITCH ON THE EAST AND WEST SIDES.

STATE OF TEXAS SAMUEL G. LAWHON JR. 56283 LICENSED PROFESSIONAL ENGINEER 10-25-04

REV.	DATE	DESCRIPTION	APP.
		ISSUED FOR BID STAGE OF PLANS	

ADD - FUEL 27514-000.00020 | TT-BLDG-wing.dwg CADD FILE NO.

Burns & McDonnell SINCE 1898

Washington Group International
Integrated Engineering, Construction, and Management Solutions
PHONE: (303) 843-2000 FAX: (303) 843-2133

ADDISON AIRPORT
ADDISON, TEXAS

Addison!

BULK FUEL STORAGE AND DISPENSING SYSTEM SECTION "Y-Y" AND CONTAINMENT STRUCTURE DETAIL

DESIGNER S.G.L. | PROJ. LEAD S.G.L. | APPROVED B.D.N.
CADD TECH. T.R.B. | CHECKER'S S.G.L./ T.P.R.

DATE:OCTOBER 25, 2004

SHEET 15 OF 33

I:\addison\Fuel-Facility\PROJECT\TT-BLDG-wing.dwg Oct 26, 2004 - 5:33pm Bradtr01