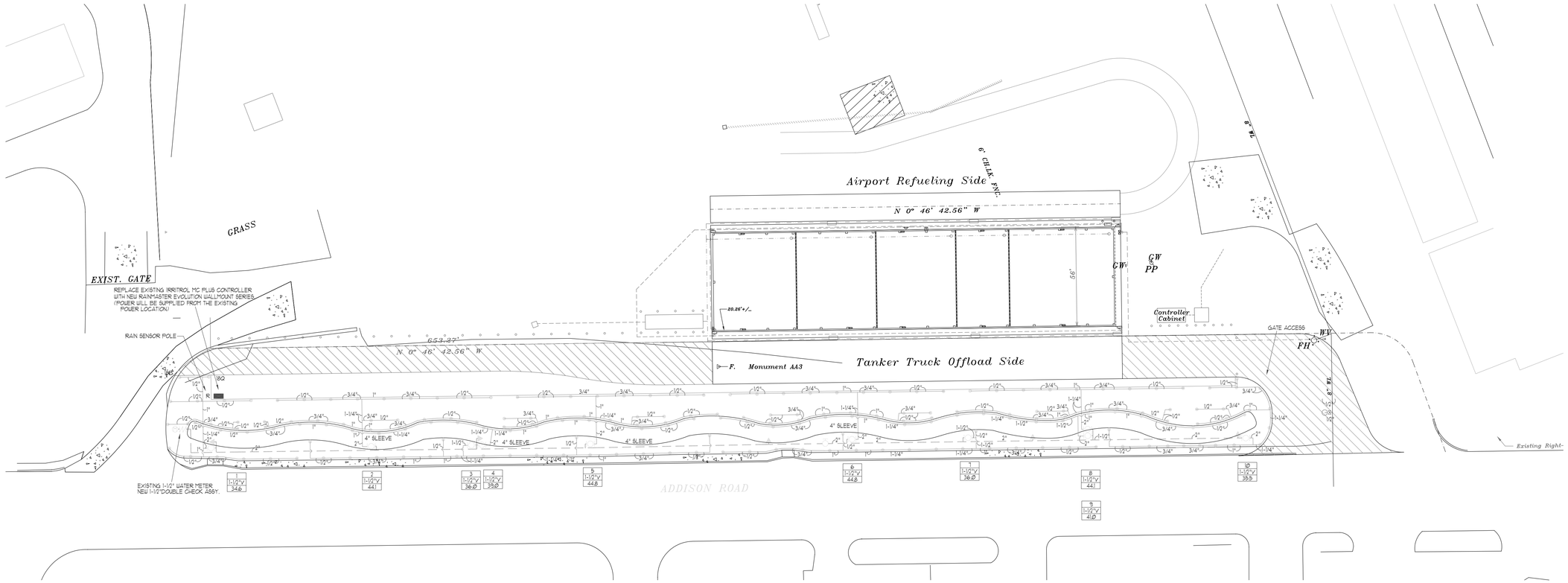

A IRRIGATION PLAN

SCALE: 1"=30'-0"

0 15 30 60
(FEET)
1 inch = 30ft.

NOTES:
1. REFER TO MANUFACTURER'S MANUAL FOR MOUNTING INSTRUCTIONS.
2. INSTALL WIRING (PER LOCAL CODE)
3. INSTALL CONDUIT W/ SWEEP FITTINGS AND PULL WIRE

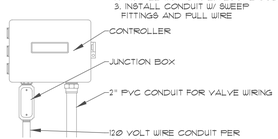

WALLMOUNT CONTROLLER
NOT TO SCALE © TIC

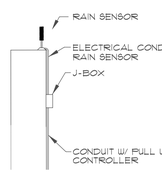

RAIN SENSOR
NOT TO SCALE © TIC

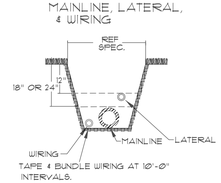

TRENCHING DETAIL
NOT TO SCALE © TIC

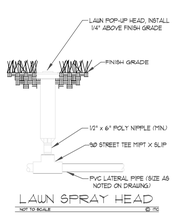

LAWN SPRAY HEAD
NOT TO SCALE © TIC

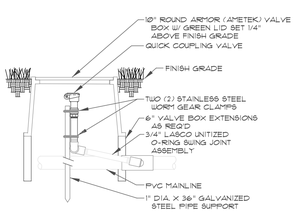

QUICK COUPLING VALVE
NOT TO SCALE © TIC

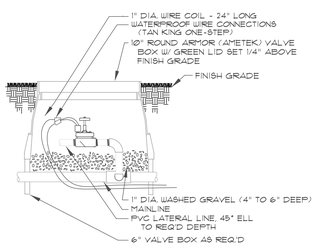

REMOTE CONTROL VALVE
NOT TO SCALE © TIC

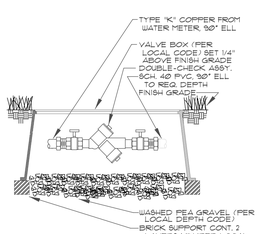

BACKFLOW PREVENTER
NOT TO SCALE © TIC

NOTES:

1. ALL 24 VOLT LEAD AND COMMON VALVE WIRING SHALL BE A MINIMUM OF UF-14 GA. SINGLE CONDUCTOR. REFER TO MANUFACTURER'S RECOMMENDATIONS FOR PROPER WIRE SIZE. WIRE SPLICES SHALL BE PERMANENT AND WATERPROOF.
2. COORDINATE INSTALLATION OF IRRIGATION SYSTEM WITH LANDSCAPE CONTRACTOR TO ENSURE ALL PLANT MATERIAL WILL BE WATERED IN ACCORDANCE WITH THE INTENT OF THE PLANS AND SPECIFICATIONS.
3. LATERAL PIPING SHALL HAVE A MINIMUM OF 12" OF COVER. MAINLINE AND PIPING UNDER PAVING SHALL HAVE A MINIMUM OF 18" OF COVER. REFER TO SPECIFICATIONS FOR PVC GLUE AND PRIMER CONNECTIONS.
4. PIPING AND VALVES IN PAVING SHOWN FOR CLARITY. INSTALL IN ADJACENT PLANTING BED OR LAWN AREA.
5. CONNECT LAWN AND HIGH-POP SPRAY HEADS TO LATERAL PIPING WITH 1/2" FLEXIBLE PVC AND 1/2" SCH.40 PVC FITTINGS AS REQUIRED, PER DETAIL SHOWN. USE WELD-ON #795 SOLVENT AND #P-68 PRIMER ON THESE CONNECTIONS.
6. CONTRACTOR TO INSTALL AND ADJUST VAN SERIES NOZZLES FOR SITUATIONS THAT REQUIRE LESS THAN 90 DEGREE RADUIS SPRAY.
7. INSTALL QUICK COUPLING VALVES IN TEN (10") INCH ARMOR (AMETEK) VALVE BOX PER DETAIL SHOWN. CONNECT QUICK COUPLING VALVES TO MAINLINE PIPE WITH LASCO "UNITIZED", O-RING SWING JOINTS PER DETAIL SHOWN. #T122-312. SUPPLY OWNER WITH THREE (3) COUPLER KEYS WITH SWIVEL HOSE BIBB EACH, #33DK-10 AND #SH-0 RESPECTIVELY. VALVES TO BE INSTALLED SO THAT TOP OF QUICK COUPLER IS 2" BELOW BOTTOM OF VALVE BOX TOP.
8. INSTALL REMOTE CONTROL VALVES IN TEN (10") INCH ARMOR (AMETEK) VALVE BOXES PER DETAIL SHOWN.
9. ROUTE COMMON WIRE FROM CONTROLLER TO REMOTE SENSORS IN SERIES PRIOR TO CONNECTING TO REMOTE CONTROL VALVES.
10. TEN DAYS PRIOR TO START OF CONSTRUCTION, VERIFY STATIC PRESSURE. IF STATIC PRESSURE IS LESS THAN 65.0 PSI, DO NOT START WORK UNTIL NOTIFIED TO PROCEED BY OWNER. DESIGN PRESSURE IS 58.0 PSI.
11. MINIMUM DISTANCE BETWEEN MAIN LINE AND LATERAL LINE FITTINGS (EXCEPT FOR REDUCER BUSHINGS) TO BE 18".
12. MINIMUM HORIZONTAL DISTANCE OF 36" TO BE MAINTAINED BETWEEN ANY VALVES THAT ARE INSTALLED SIDE BY SIDE.
13. IF THERE ARE ANY DISCREPANCIES BETWEEN THE THE PROPOSED IRRIGATION PLANS AND DETAILS, THE TOWN OF ADDISON IRRIGATION SPECIFICATIONS AND DETAILS ARE TO BE FOLLOWED.
14. REFER TO MANUFACTURER'S RECOMMENDATIONS AND THE TOWN OF ADDISON FOR THE INSTALLATION OF THE CONTROLLER. POWER TO BE SUPPLIED FROM EXISTING CONTROLLER LOCATION. EXISTING CONTROLLER TO BE REMOVED AND GIVEN TO THE TOWN OF ADDISON'S PARKS DEPT.
15. L.I.C. TO INSTALL LATERAL LINES FOR THE BED IRRIGATION APPROXIMATELY 5'-0" OUTSIDE BED EDGE AND TEE OF WITH 1/2" CLASS 315 PVC FOR SPRAY HEADS.
16. FOR ANY QUESTION REGARDING THE EXISTING SITE, CONTACT RON LEE WITH THE TOWN OF ADDISON AT 972-450-2851 .
17. SLEEVES SHALL BE SCH. 40 PVC, SIZED AS NOTED ON PLANS.

IRRIGATION LEGEND:

SYMBOL	DESCRIPTION	MANUFACTURER	MODEL NO.
●	LAWN SPRAY HEAD	RAINBIRD	1804 W/ 15F, 15H, OR 15Q UNLESS NOTED OTHERWISE
▲	QUICK COUPLING VALVE	BUCKNER	V075 SINGLE LUG
IOI	REMOTE CONTROL VALVE	WEATHER-MATIC	11000 SERIES, REFER TO PLAN FOR SIZE
▬	CONTROLLER	RAINMASTER	12 STATION EVOLUTION WALLMOUNT SERIES RAIN AND FREEZE SENSOR
— —	MAINLINE PIPING	REFER TO SPEC.	SCH. 40 PVC
———	LATERAL PIPING	REFER TO SPEC.	3/4" & LARGER - CLASS 200 PVC 1/2" - CLASS 315 PVC
─Ô─	BALL VALVE	SPEARS	TRUE UNION- LINE SIZE
NN	BACKFLOW PREVENTER	WATTS	*007 M SERIES INLINE
Ⓜ	WATER METER	REFER TO SPEC.	PER LOCAL BUILDING CODE
▭	STATION NUMBER VALVE SIZE GPM (APPROX.)		

IRRI*TECH®
Irrigation Technology
12630 SCHROEDER RD. DALLAS, TEXAS 75243
TEL: (972) 231-5151 FAX: (972) 231-5172
PROJECT #: 04434

DAVID C. BALDWIN INCORPORATED
LANDSCAPE ARCHITECTURE PLANNING
730 EAST PARK BOULEVARD
SUITE 100 PLANO, TX 75074
TEL (972) 509-1266
FAX: (972) 509-1269

STATE OF TEXAS
DAVID C. BALDWIN
LICENSED LANDSCAPE ARCHITECT
LICENSED IRRIGATOR
10-25-04

ADD - FUEL	IRRIGATION PLAN/DWG	ISSUE FOR BID
27514-000.00020	CADD FILE NO.	STAGE OF PLANS

REV.	DATE	DESCRIPTION	APP.

Burns & McDonnell SINCE 1898

Washington Group International
Integrated Engineering, Construction, and Management Solutions
PHONE (303) 843-2000 FAX (303) 843-3133

Addison!

ADDISON AIRPORT
ADDISON, TEXAS

BULK FUEL STORAGE AND DISPENSING SYSTEM
IRRIGATION LAYOUT & DETAILS

DESIGNER SAH PROJ. LEAD RRM APPROVED SAH
CADD TECH. TDH CHECKERS SAH

DATE: OCT. 25, 2004
SHEET 32 OF 33