

Front Entrance



Parking

Beltline Rd



Entry

Half Wall

Raised Dining Area

Exposure  
1 story  
Office / Retail

Bar

Main Dining Area

Alley

Half Wall



Kitchen

Storage

Water Heater

Hood System



Freezer



Rear Exit













Addison!

FIRE DEPARTMENT  
OPERATIONS DIVISION  
DRAWING BY:  
RAY YAGER

2/27/02



 FSA	FIRE ALARM PANEL	 SPRINKLER RISER	 FIRE HYDRANT
 FIRE DEPT. CONNECTION	 MAIN WATER SHUTOFF	 Hazardous Materials	
 ENTRANCE / EXIT	 ELECTRICAL MAIN		
 KNOX BOX	 GAS SHUTOFF VALVE		

15080 Beltway Dr  
Chu's Restaraunt