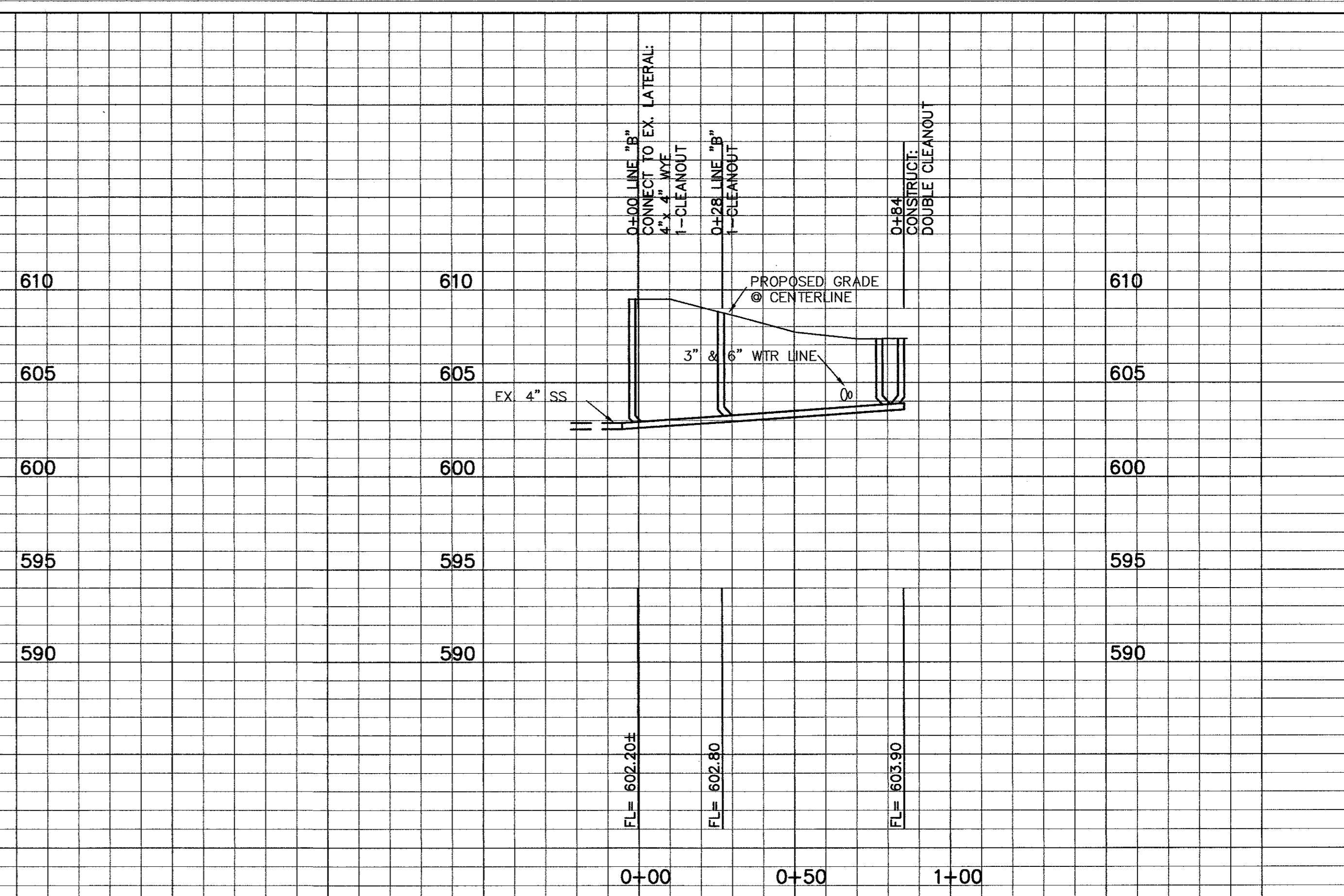
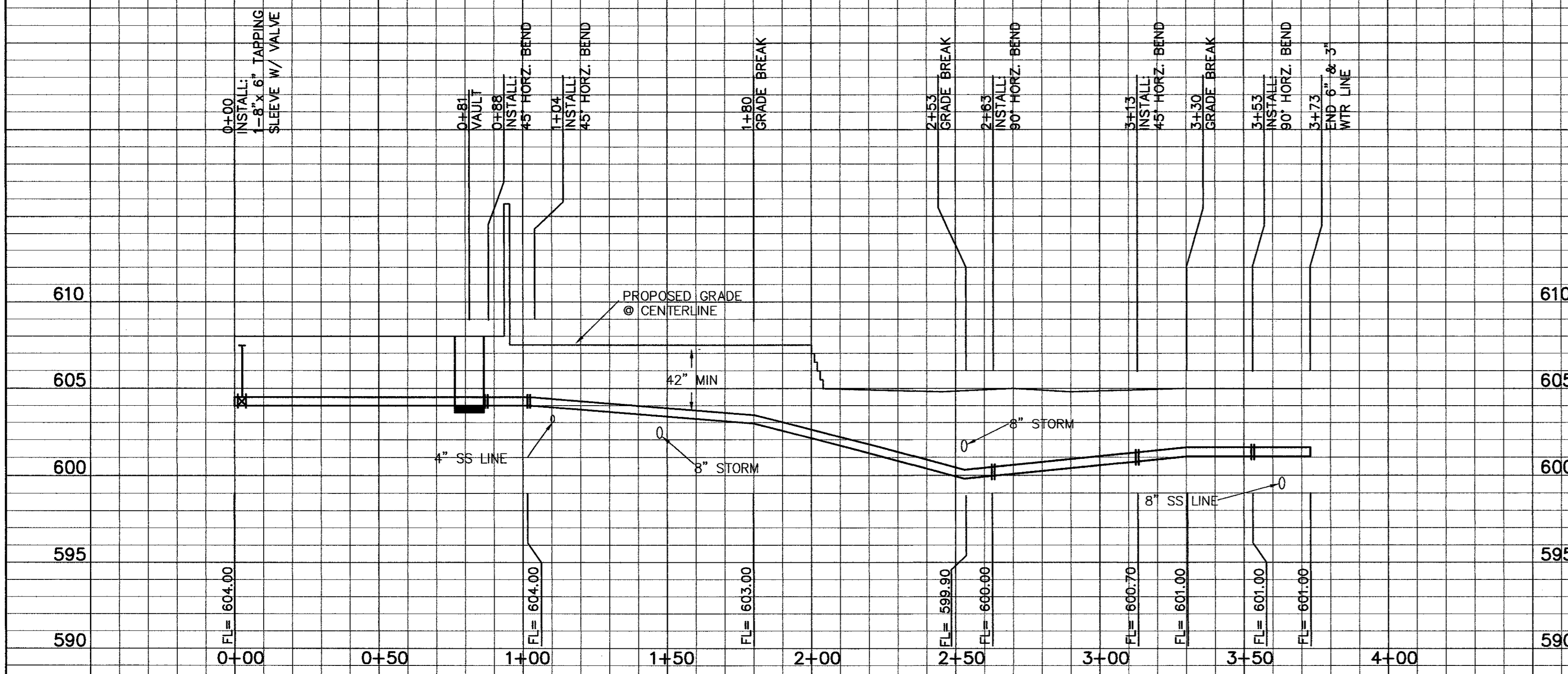


PROPOSED 8" SANITARY SEWER (LINE "A")
SCALE: H=30', V=5"




PROPOSED 4" SANITARY SEWER (LINE "B")
SCALE: H=30', V=5"



PROP. 6" WTR LINE "C"
SCALE: H=30', V=5"

BENCH MARKS:
 T.B.M. #1
 SQUARE CUT IN THE NORTH CURB, 54'± SOUTH OF THE SOUTHEAST CORNER OF THE EXISTING BUILDING.
 ELEVATION..... 603.50
 N: 5865.8609
 E: 6716.7591
 T.B.M. #2
 SQUARE CUT ON THE SOUTH 10' CURB INLET OF MORMAN LANE, 125'± WEST OF THE CENTERLINE OF SOPRAS LANE AND MORMON LANE.
 ELEVATION..... 607.84
 N: 5990.5190
 E: 7128.7696
 T.B.M. #3
 SQUARE CUT ON THE NORTHWEST CORNER OF TXU ELECTRIC TOWER, ON THE PARKING LOT AND 35'± EAST OF THE EXISTING FIRE STATION.
 ELEVATION..... 605.23
 N: 6266.8409
 E: 7045.2937



THE SEAL APPEARING ON THIS DOCUMENT WAS AUTHORIZED BY TUAN P. LAM, P.E. 86968 ON 02-20-02 ALTERATION OF A SEALED DOCUMENT WITHOUT THE PROPER NOTIFICATION TO THE RESPONSIBLE ENGINEER IS AN OFFENSE UNDER THE TEXAS ENGINEERING PRACTICE ACT.

UTILITY PROFILE
ADDISON ATHLETIC CLUB
EXPANSION & LEISURE POOL
 ADDISON, TEXAS

R-DELTA ENGINEERS, INC.
 618 MAIN STREET GARLAND, TEXAS 75040
 Phone (972) 494-5031 www.rdelta.com

DESIGN: CTL	CHECK: JRP	SCALE: NOTED	7A of 11
DRAWN: CEM	DATE: FEBRUARY, 2002	PROJECT: 982-01	