
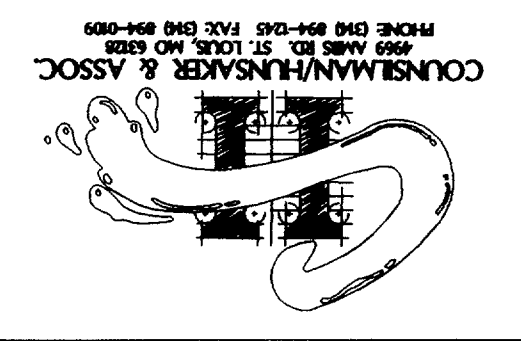


| ISSUE DATE | REVISIONS |
|---------------|-----------|
| FEB. 20, 2002 | |
| | |
| | |
| | |
| | |
| | |
| | |
| | |
| | |
| | |

**ADDISON ATHLETIC CLUB EXPANSION
AND
LEISURE POOL
ADDISON, TEXAS**

RON HOBBS ARCHITECTS
614 W. MAIN ST. SUITE 4200 GARLAND, TEXAS 75040
(972) 494-0174 FAX (972) 494-0272



JOB NUMBER
0012

SHEET NUMBER
SP1.0
100% C.D.

| LEGEND | ID | ITEM |
|--------|-----|--|
| 1 | (1) | GRAB RAIL REFER: 7/SP1.2 |
| 2 | (2) | WEDGE MARKERS & ESCORT/DECK PLATE REFER: 3/SP1.3 |
| 3 | (3) | MAIN DRAIN FRAME & GRATE REFER: 6/SP1.1 |
| 4 | (4) | UNDERWATER LIGHT REFER: 2/SP1.2 & 12/SP1.2 |

| LEGEND | |
|--------|---|
| ▲ | WALL INLET |
| • | FLOOR INLET |
| ◻ | MAIN DRAIN BOX |
| □ | WALL BOX 15" x 15" MINIMUM DECK FINISHED BRASS FRAME 2-1/2" x 2-1/2" WITH VERTICAL PROOF SLP RESISTANT DECK COVER WHERE SHOWN |
| ☒ | WALL INLET |

GENERAL NOTES

MASSIVE PLATES WITH 1/2" SPACING THE BAND MARKINGS AND WARNING SIGNS. TIED ZERO ENTRY TO 6" TYPICAL SPACING ON VERTICAL SURFACES. ALL THE FINISHES, FINISH COLOURS AND SYMBOLS ARE AS SHOWN IN THE FINISH SCHEDULE.

WATER DEPTH FOR POOL REFER: 6 FROM WATER LEVEL.

WATER ELEVATIONS ARE INDICATED ON EACH RESPECTIVE POOL WALL.

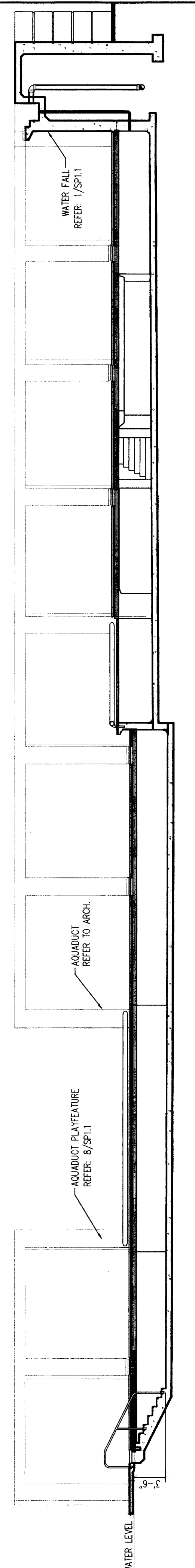
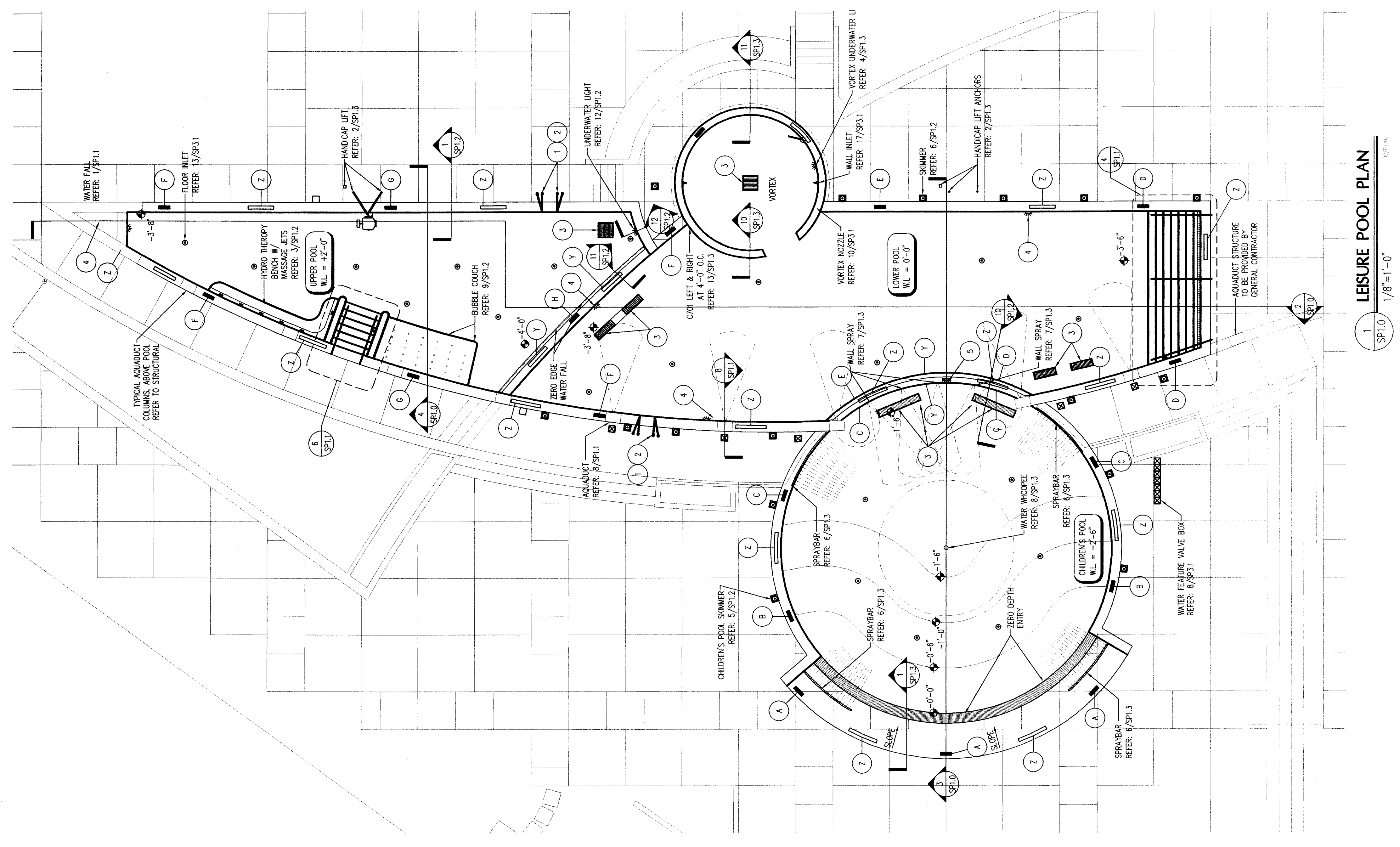
VERTICAL DIMENSIONS BETWEEN THE FINISHING POOL WALL AND THE FINISHING POOL FLOOR SHALL BE COVERED WITH A 3" MINIMUM RADIIUS.

DEPTH MARKERS: DIMENSION SHOWN ARE FOR BOTH DECK AND FACE MARKINGS.

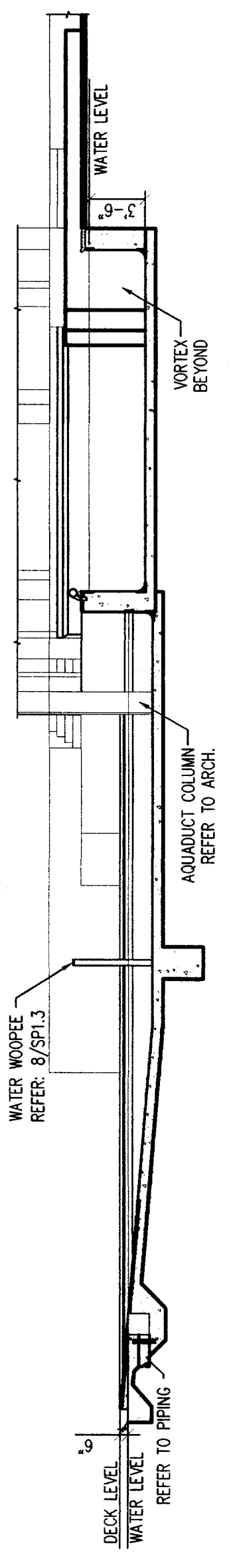
DECK MARKINGS: SHALL BE SLP-RESISTANT TILE.

ALL PROPRIETARY NAMES ARE TO DESIGNATE PERFORMANCE STANDARDS. APPROVED EQUAL WILL BE ACCEPTED.

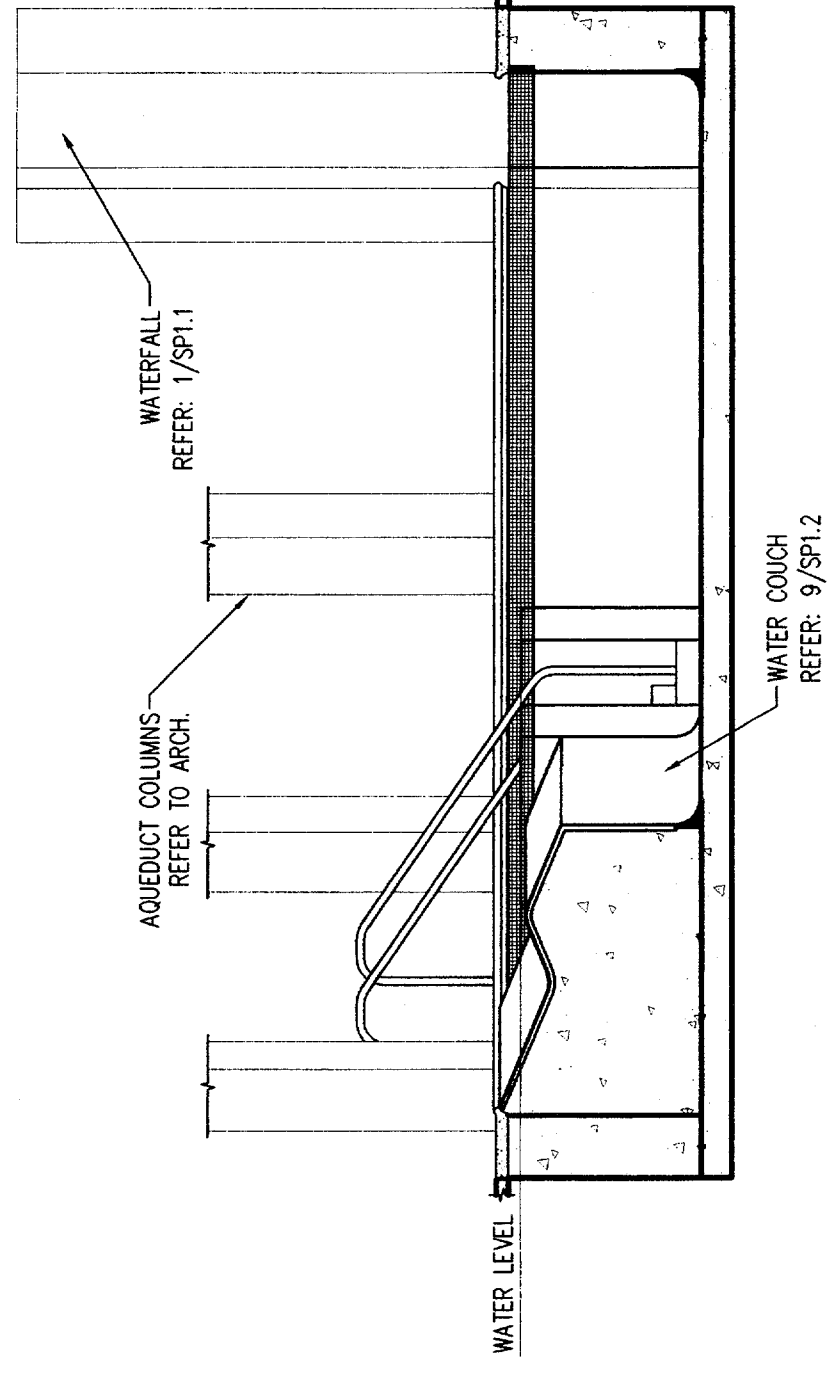
| DEPTH MARKER SCHEDULE | |
|-----------------------|--------------|
| D | 0'-0" |
| A | 0'-0" |
| B | 0'-0" |
| C | 1'-0" |
| D | 3'-0" |
| E | 3'-0" |
| F | 3'-0" |
| G | 3'-0" |
| H | NO CLIMBING. |
| Y | NO CLIMBING. |
| Z | DO NOT POLE. |



2 LEISURE POOL LONGITUDINAL SECTION
SP1.0 1/8"=1'-0"



3 LEISURE POOL CROSS SECTION
SP1.0 1/8"=1'-0"



4 LEISURE POOL CROSS SECTION
SP1.0 1/4"=1'-0"