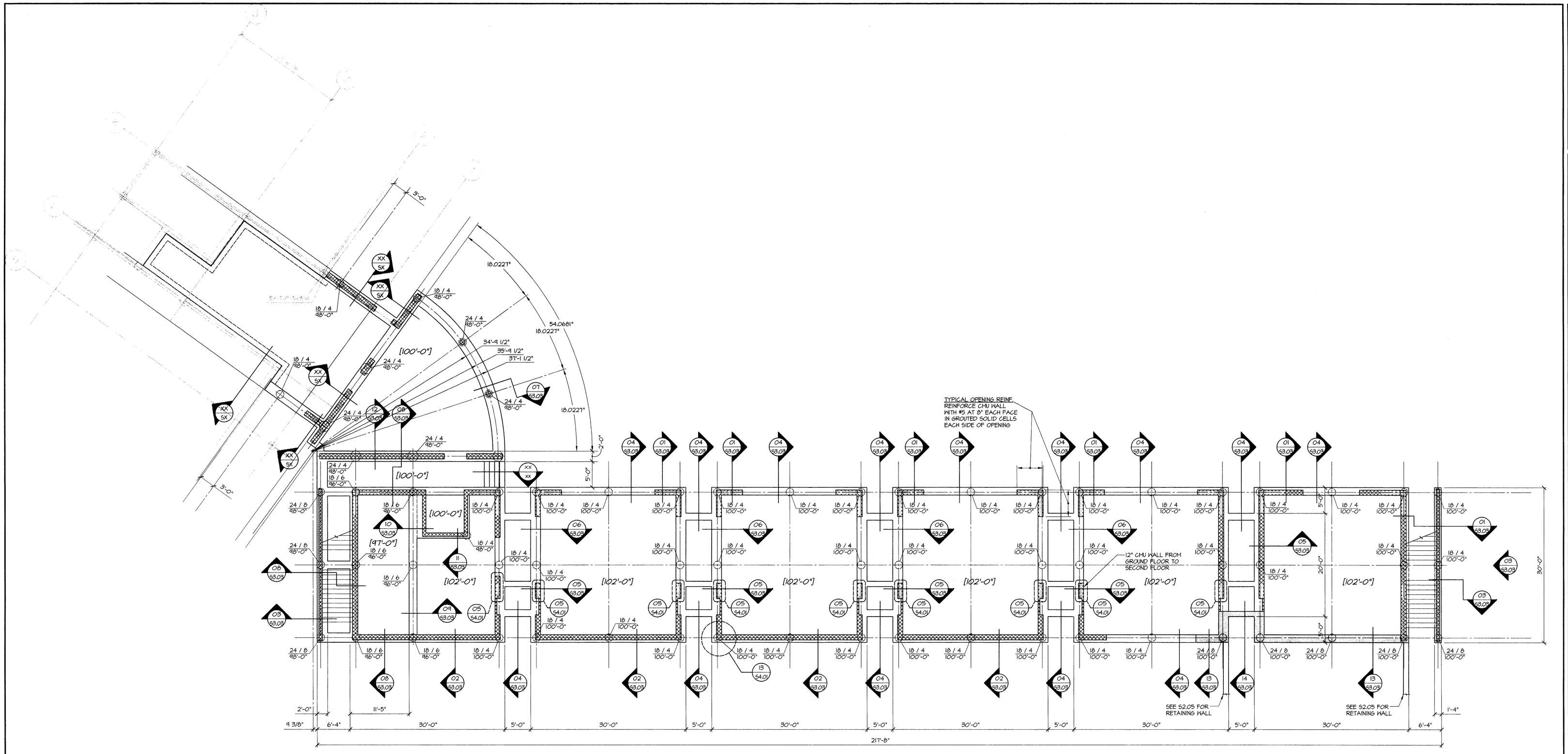

01 S2.01 FOUNDATION PLAN
1/8"=1'-0"

NORTH

PLAN NOTES:

1. TOP OF SLAB ELEVATION = 100'-0" (DATUM = 605.50') TYPICAL, U.N.O. DIFFERENT FLOOR ELEVATIONS ARE SHOWN ON PLAN THUS [XXX'-XX"]
2. PIERS SHALL BE LOCATED AT INTERSECTION OF GRIDS, U.N.O.. WHERE PIERS ARE SHOWN AWAY FROM GRIDS, LOCATE PIERS AT CENTERLINE OF GRADE BEAMS.
3. NOTE SPECIAL DOWEL REQUIREMENTS FOR SECTION 13/S3.03.

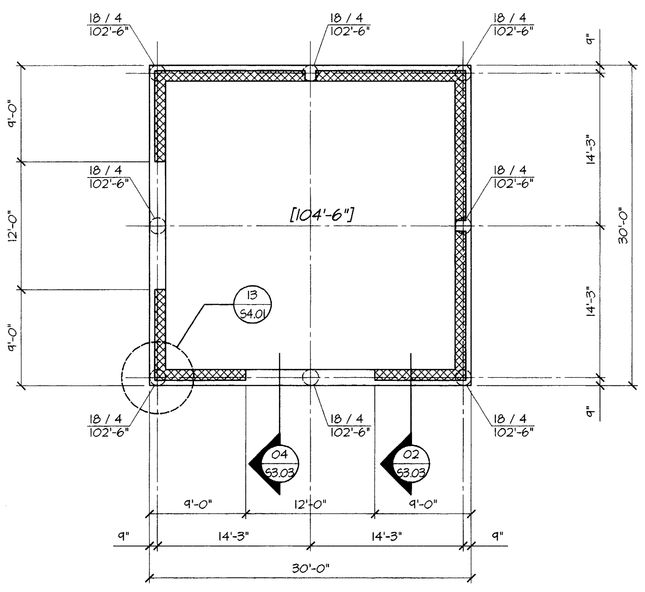

NORTH PAVILLION

02 S2.01 FOUNDATION PLAN
1/8"=1'-0"

NORTH

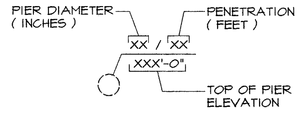

PIER LEGEND

DRAWING INDEX	
GENERAL NOTES	S1.01
DEMO PLAN	S2.00
TYPICAL FOUNDATION DETAILS	S3.01
PIER SCHEDULE	S3.01
TYPICAL POOL DETAILS	S3.02
TYPICAL CMU DETAILS	S4.01
TYPICAL FLOOR DETAILS	S5.01
TYPICAL ROOF DETAILS	S6.01

ISSUE DATE
FEBRUARY 20, 2002

REVISIONS

ADDISON ATHLETIC CLUB EXPANSION AND LEISURE POOL
ADDISON, TEXAS

RON HOBBS ARCHITECTS
614 W. MAIN ST. SUITE #200 GARLAND, TEXAS 75040
(972) 494-0174 FAX (972) 494-0722

Lee & Baldauf
Consulting Engineers Inc.
12980 Pandora Drive
Dallas, Texas 75238
214-342-0399 Fax 214-342-2600

2-20-02

JOB NUMBER
0012

JOB NAME
ADDISON ATHLETIC CLUB EXPANSION & LEISURE POOL

SHEET DESCRIPTION
FOUNDATION PLAN

SHEET NUMBER
S2.01

2001010-00 02-20-02