

CONSTRUCTION SET

ISSUED BY
TOWN OF ADDISON
PUBLIC WORKS DEPARTMENT

NAME: R. Lee DATE: 4-17-96

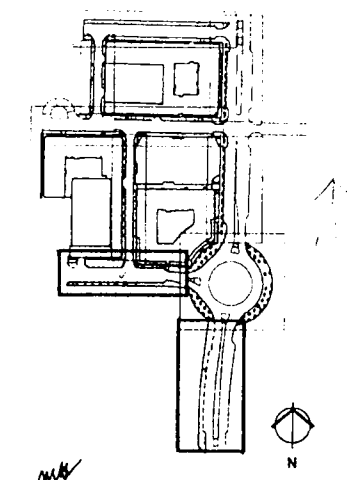
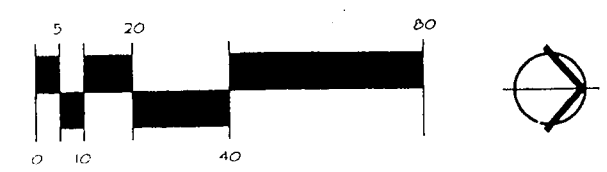
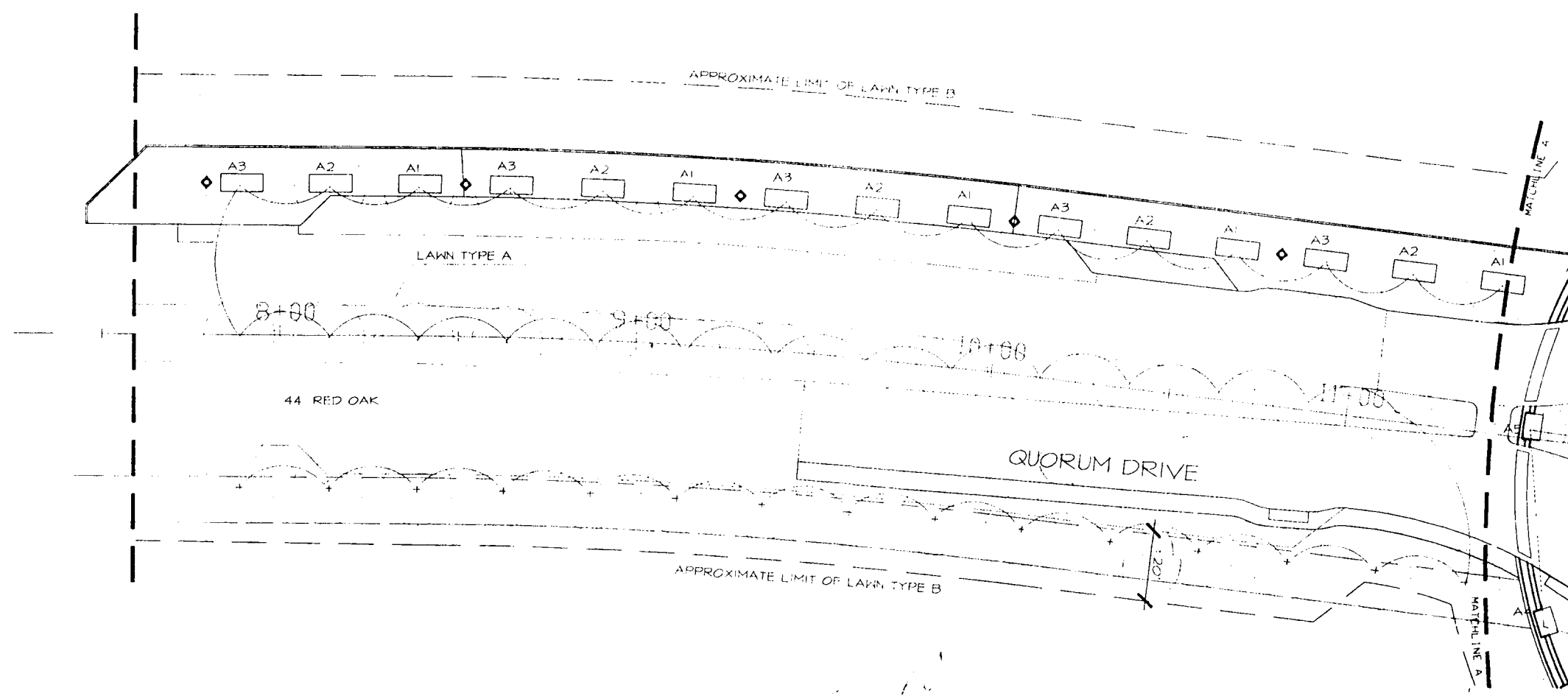
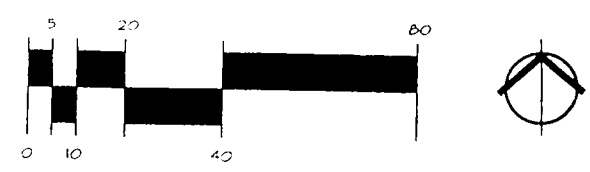
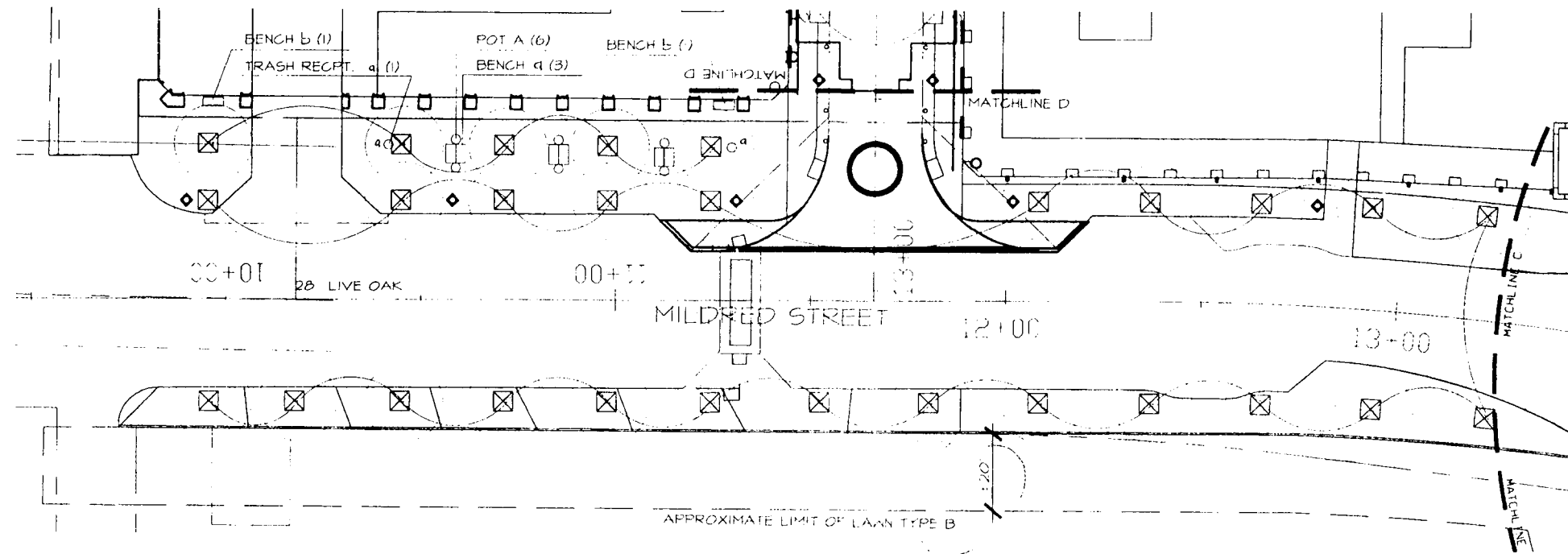
#6

- Revisions:
- 1-22-96 Addendum #2
 - 2-29-98 Addendum #8

Issued for Construction
March 28, 1996

Newman, Jackson, Bieberstein, Inc. Landscape Architecture Urban and Development Planning 12710 Coit Road, Suite 210 Dallas, Texas (214) 255-2035 Fax (214) 255-2022							
Tree Removal, Relocation & Protection Plan ADDISON CIRCLE							
PHASE I TOWN OF ADDISON, TEXAS							
Hutt-Zalors, Inc./Engineering/Architecture Dallas, Fort Worth, Houston, El Paso, Phoenix,ustin, Ontario, San Clemente							
DESIGN	DRAWN	APPR.	SCALE.	DATE	PROJECT NO.	NO.	
PS	TS	GN		12-4-95	0030-95	121	137

John Newman

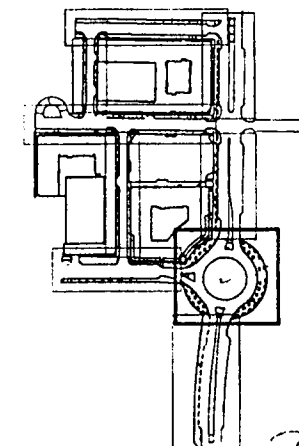
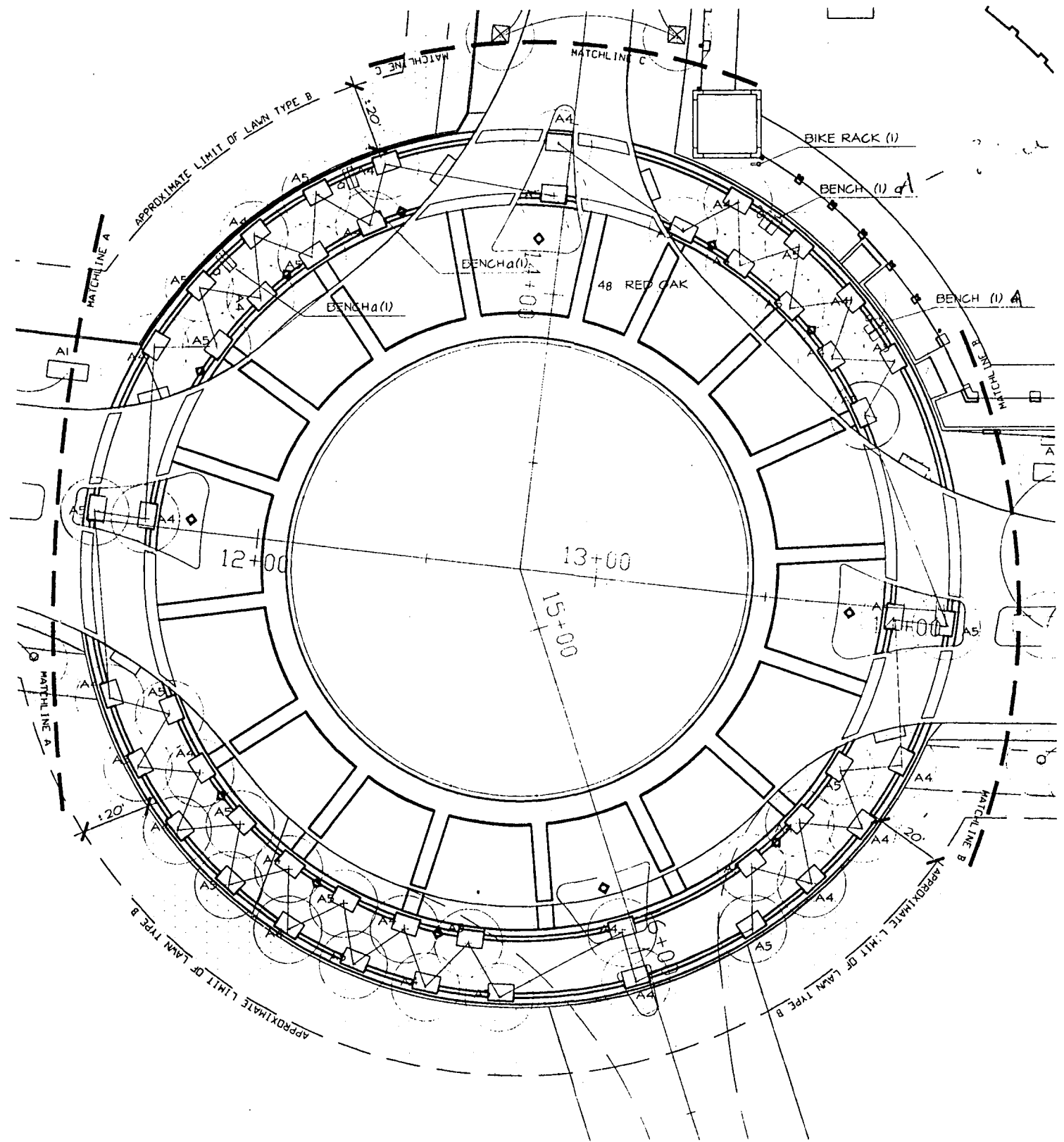


John Newman

Issued for Construction
March 28, 1996

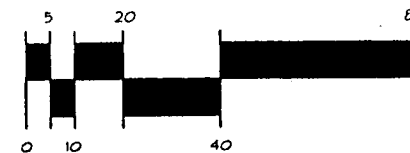
Revisions:
 1-22-96 Addendum #2
 3-28-96 Issued for Construction

Newman, Jackson, Bieberstein, Inc.						
Landscape Architecture			Urban and Development Planning			
12710 Coll Road, Suite 210 Dallas, Texas (214) 233-2093 Fax (214) 233-2022						
Planting & Furniture Plan						
ADDISON CIRCLE						
PHASE I						
TOWN OF ADDISON, TEXAS						
Newman, Jackson, Bieberstein, Inc./Engineering/Architecture Dallas, Fort Worth, Houston, El Paso, Phoenix, Austin, Ontario, San Clemente						
DESIGN	DRAWN	APPR.	SCALE	DATE	PROJECT NO.	NO.
PS	TS	GN	1" = 20'-0"	12-4-95	0030-95	122
						137



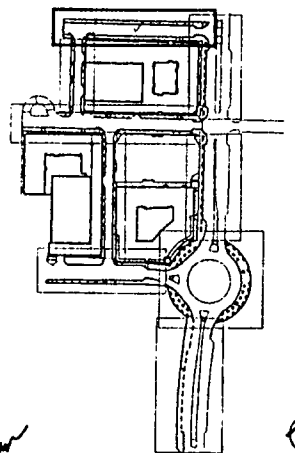
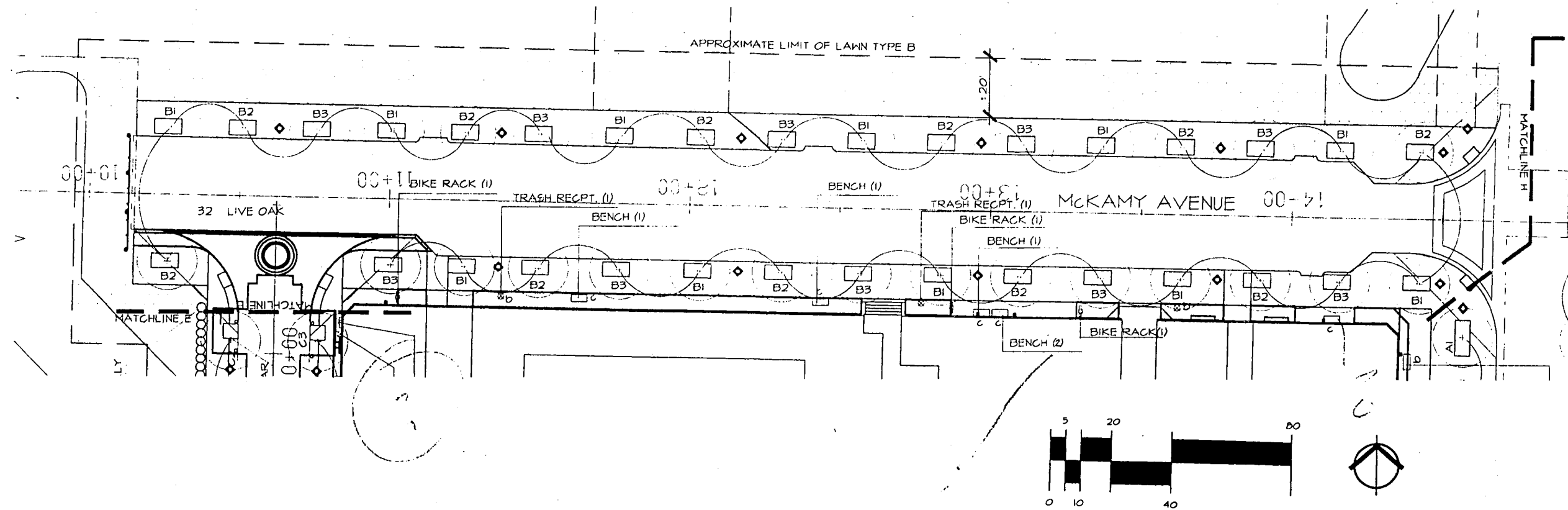
Handwritten signature

Issued for Construction
March 28, 1996



Revisions:
Δ 1-22-96 Addendum #2

Newman, Jackson, Bieberstein, Inc.						
Landscape Architecture			Urban and Development Planning			
12710 Golf Road, Suite 210 Dallas, Texas (214) 259-2055 Fax (214) 259-2022						
Planting & Furniture Plan						
ADDISON CIRCLE						
PHASE I						
TOWN OF ADDISON, TEXAS						
Hutt-Zollars, Inc./Engineering/Architecture Dallas, Fort Worth, Houston, El Paso, Phoenix, Austin, Ontario, San Clemente						
DESIGN	DRAWN	APPR.	SCALE	DATE	PROJECT NO.	NO.
PS	TS	GN	1" = 20'-0"	12-4-95	0030-95	123
						137



John Newman

Issued for Construction
March 28, 1996

Revisions:
Δ 1-22-96 Addendum #2

Newman, Jackson, Bieberstein, Inc.
Landscape Architecture Urban and Development Planning
12710 Colt Road, Suite 210 Dallas, Texas (214) 293-2055 Fax (214) 293-2022

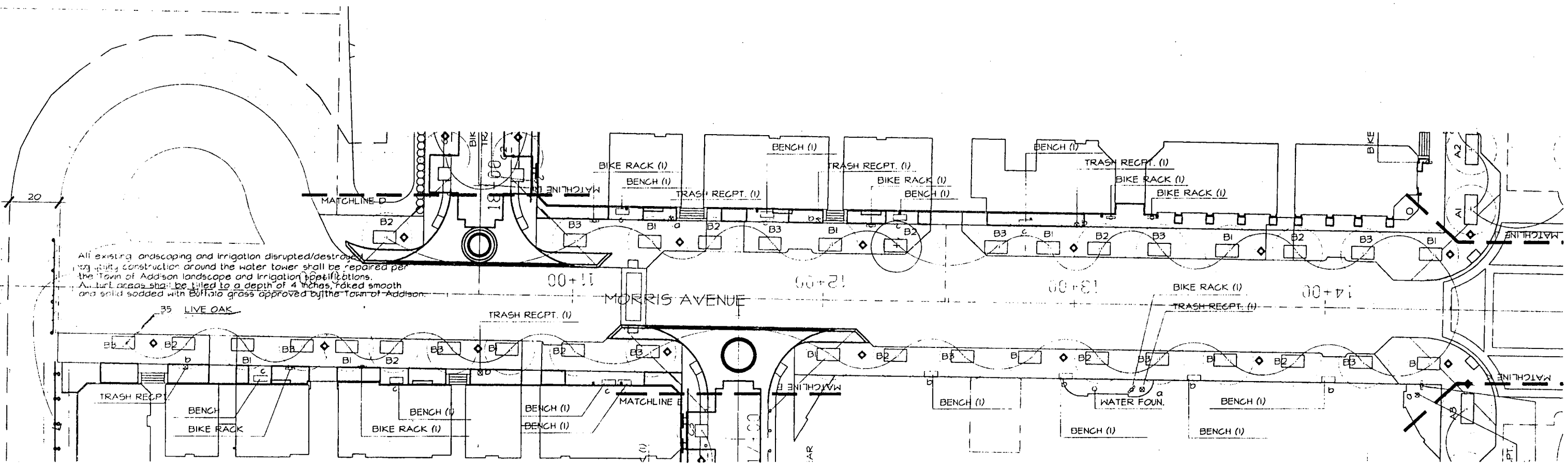
Planting & Furniture Plan
ADDISON CIRCLE

PHASE 1

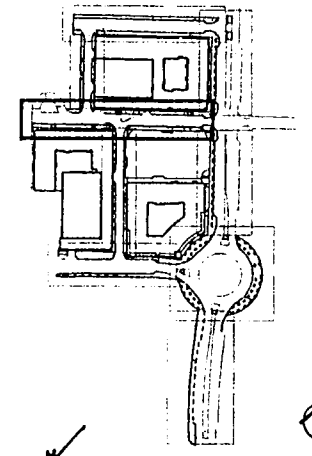
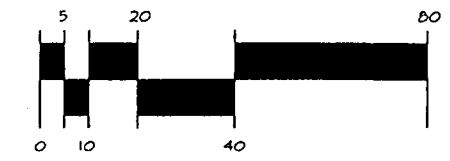
TOWN OF ADDISON, TEXAS

Hutt-Zollars, Inc./Engineering/Architecture
Dallas, Fort Worth, Houston, El Paso, Phoenix, Tucson, Ontario, San Clemente

DESIGN	DRAWN	APPR.	SCALE	DATE	PROJECT NO.	NO.
PS	TS	GN	1" = 20'-0"	12-4-95	0030-95	125 137



All existing landscaping and irrigation disrupted/destroyed by utility construction around the water tower shall be repaired per the Town of Addison landscape and irrigation specifications. All turf areas shall be tilled to a depth of 4 inches, raked smooth and solid sodded with Buffalo grass approved by the Town of Addison.

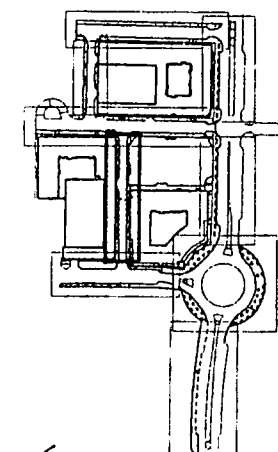
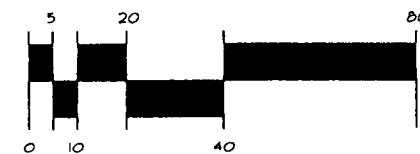
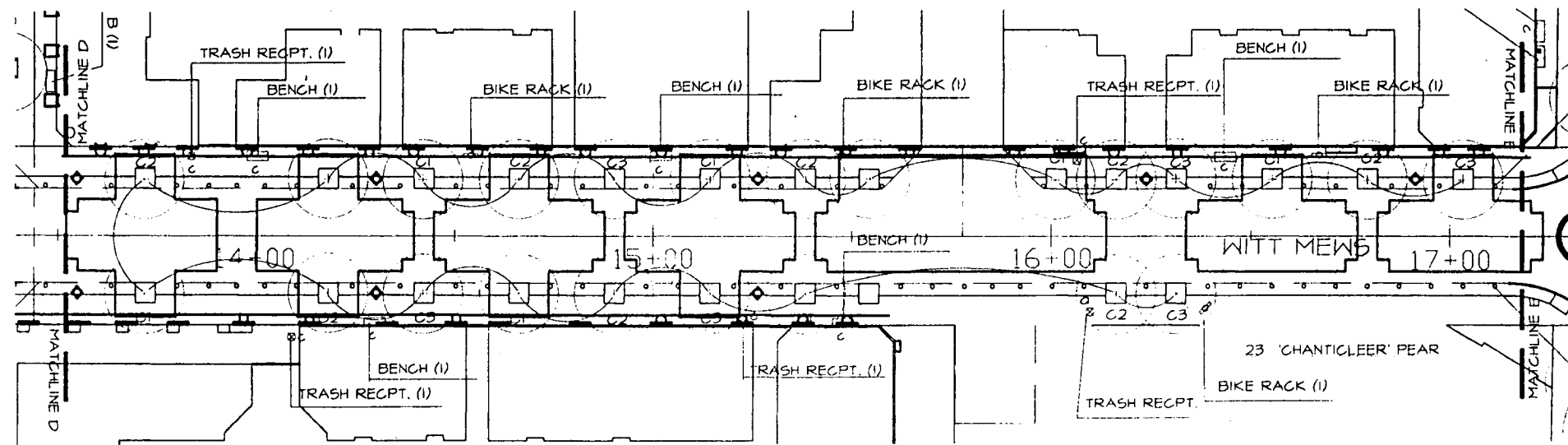


John J. Newman

Issued for Construction
March 28, 1996

Revisions:
Δ 1-22-96 Addendum #2

Newman, Jackson, Bieberstein, Inc. Landscape Architecture Urban and Development Planning 12710 Coll Road, Suite 210 Dallas, Texas (214) 253-2025 Fax (214) 253-2022						
Planting & Furniture Plan ADDISON CIRCLE PHASE 1 TOWN OF ADDISON, TEXAS Huitt-Zollars, Inc./Engineering/Architecture Dallas, Fort Worth, Houston, El Paso, Phoenix, Tulsa, Ontario, San Clemente						
DESIGN	DRAWN	APPR	SCALE	DATE	PROJECT NO.	NO
PS	TS	GN	1" = 20'-0"	12-4-95	0030-95	126
						137



John Newman

Issued for Construction
March 28, 1996

Revisions:
Δ 1-22-96 Addendum #2

Newman, Jackson, Bieberstein, Inc.
Landscape Architecture Urban and Development Planning
12710 Coll Road, Suite 210 Dallas, Texas (214) 255-2035 Fax (214) 255-2022

Planting & Furniture Plan
ADDISON CIRCLE

PHASE 1

TOWN OF ADDISON, TEXAS

Mull-Zollars, Inc./Engineering/Architecture
Dallas Fort Worth Houston El Paso Phoenix Tulsa Ontario San Clemente

DESIGN	DRAWN	APPR.	SCALE	DATE	PROJECT NO.	NO.
PS	TS	GN	1" = 20'-0"	12-4-95	0030-95	127 / 137

FURNITURE SCHEDULE

QTY.	ITEM	DESCRIPTION	SOURCE
11	BENCH A	CUSTOM 5' DOUBLE BOWERY BENCH STANDARD BLACK	CANTERBURY INTERNATIONAL 1-800-935-7111
16	BENCH B	5' BOWERY BENCH CDBB-805-60-F STANDARD BLACK	CANTERBURY INTERNATIONAL 1-800-935-7111
19	BENCH C	6' EXPO BENCH (3 SUPPORTS) BLACK GLOSS FINISH	ROBINSON IRON 1-205-329-8486
11	TRASH RECEPTACLE a	BOWERY TRASH RECEPTACLE WITH LID AND METAL LINER STAND. BLACK	CANTERBURY INTERNATIONAL 1-800-935-7111
7	TRASH RECEPTACLE b	ULTRUM EXPANDED METAL POLE MOUNT TRASH RECEPT. #2015 BLACK POWDER COAT FINISH	GAMETIME REPRESENTATIVE RESOURCE CONSULTING SERVICES 214-492-2428
6	TRASH RECEPTACLE c	ULTRUM CUSTOM METAL POLE MOUNT TRASH RECEPT. 20" HT., 9" DIA. BLACK POWDER COAT FINISH	GAMETIME REPRESENTATIVE RESOURCE CONSULTING SERVICES 214-492-2428
22	BIKE RACK	BIKE RIB, MODEL BR2-3 (IMBEDDED) BLACK POWDER COAT FINISH	FUNCTION FIRST BIKE SECURITY 602-322-9626
2	WATER FOUNTAIN	METRO DRINKING FOUNTAIN, DOUBLE ARM, CAST IRON, WITH STANDARD BLACK FINISH, SOLID BOWLS WITH A PATINA FINISH, FOR PERMANENT ANCHORING, SHIPPED ASSEMBLED	CANTERBURY INTERNATIONAL 1-800-935-7111

POT SCHEDULE

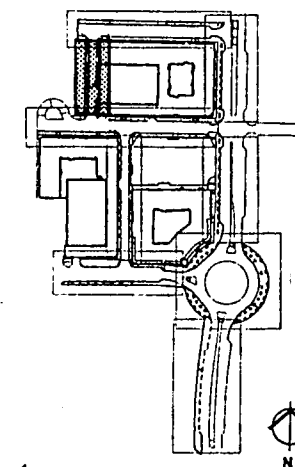
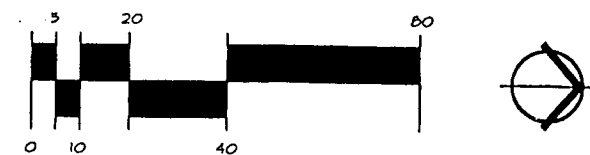
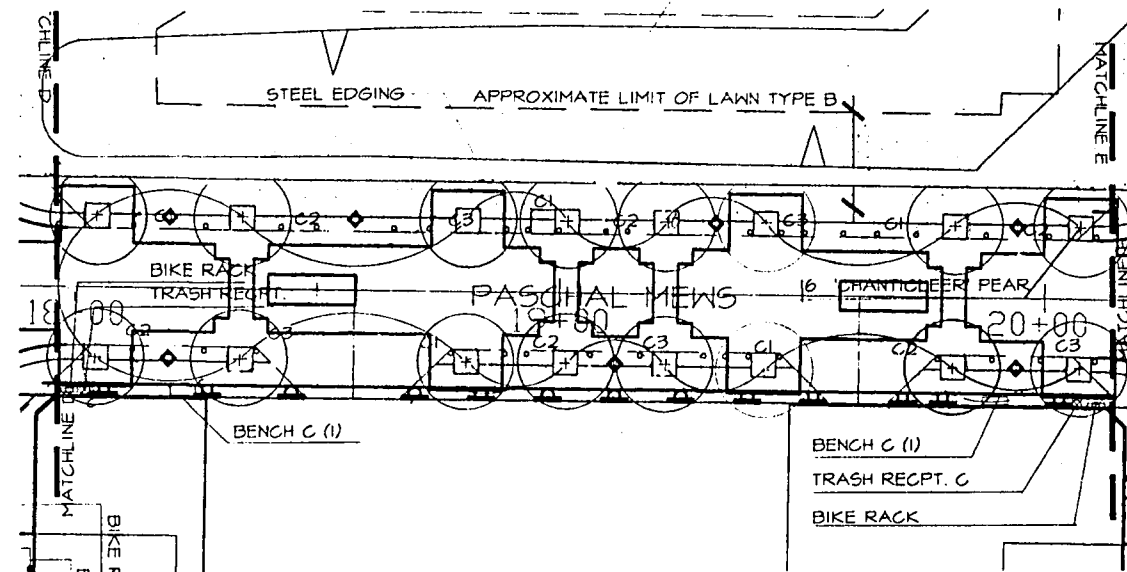
QTY.	ITEM	DESCRIPTION	SOURCE
10	POT A	GARDEN PLANTER STYLE 006, SANDSTONE COLOR, TEXTURED FINISH.	THE BROOKFIELD CO. 615-899-8224

PLANT SCHEDULE

SHADE TREE			
QTY.	BOTANICAL NAME	COMMON NAME	SIZE AND REMARKS
161	QUERCUS SHUMARDII	RED OAK	200 GAL., 16'-18" HT., 10"-12" SP., CONT. GROWN 5'-6" CAL. (MATCHED SPECIMEN / CONT. GROWN)
93	QUERCUS VIRGINIANA	LIVE OAK	200 GAL., 16'-18" HT., 10"-12" SP., 5'-6" CAL. (MATCHED SPECIMEN / CONT. GROWN)
38	PRUNUS	CHIANTCLEER PEAR (CLEVELAND SELECT)	4" CAL. 14'-16" HT. 6' SPREAD FULL (B&B OR CONT. GROWN)
SHRUBS			
0	ILEX CORNUTA NELLIE R. STEVENS'	NELLIE R. STEVENS' HOLLY	15 GAL., 48"-54" HT., 30"-36" SP. FULL
4612	ILEX VOMITORIA	DWF. YAUPON HOLLY	1 GAL. 8"-10" SP., FULL
22	HESPERALOE PARVIFOLIA	RED YUCCA	1 GAL. FULL (PLANT OUTSIDE OF TREE BALL)
PERENNIALS			
14	AGAVE NEOMEXICANA	NEW MEXICO AGAVE	1 GAL. FULL
25	ASTER AUTUMN	AUTUMN ASTER	4" CONT. FULL
376	CHRYSANTHEMUM MAXIMUM	SHASTA DAISY	4" CONT. FULL
76	HEMEROCALLIS SP.	DAYLILY 'RED RUM'	4" CONT. FULL
180	HEMEROCALLIS SP.	DAYLILY 'STELLA de ORO'	4" CONT. FULL
125	HEMEROCALLIS SP.	DAYLILY MIXED (GREEN FLUTTER FRILLY MISS)	4" CONT. FULL
370	IRIS SPP.	BEARDED IRIS PURPLE	NO. 1 RHIZOMES
433	IRIS SPP.	BEARDED IRIS YELLOW	NO. 1 RHIZOMES
52	IRIS SPP.	BEARDED IRIS WHITE	NO. 1 RHIZOMES
46	IRIS SPP.	JAP. IRIS BLUE	NO. 1 RHIZOMES
254	LYCORIS RADIATA	SPIDER LILY	4" CONT. FULL
389	NARCISSUS SP.	DAFFODIL MIXED (ICE FOLLIES, TREVITHIAN, MT. HOOD, GERANTUM)	NO. 1 BULB
461	NARCISSUS SP.	DAFFODIL 'FEB. GOLD'	NO. 1 BULB
245	NARCISSUS SP.	DAFFODIL 'PEEPING TOM'	NO. 1 BULB
61	PHLOX SUBULATA	THRIFT (PINK & WHITE MIXED)	4" CONT. FULL
26	YUCCA FILAMENTOSA STARBURST	ADAMS NEEDLE 'STARBURST'	1 GAL. FULL (PLANT OUTSIDE OF TREE BALL)
56	SALMON PINK DWF. PFITZER CANNA	CANNA SALMON PINK PFITZER HYBRID	NO. 1 RHIZOMES
65	SETCREASEA PALLIDA 'PURPLE HEART'	PURPLE HEART	4" CONT. FULL

GRASS:
 LAWN TYPE A: 13,300 s.f. BERMUDA SOUD SOD TEXTURE 10'
 LAWN TYPE B: 52,000 s.f. WEEPING LOVE GRASS ERAGROSTIS CURVULA

Note: Delete Tree Well Plantings of shrubs & perennials along Midred Street as follows:
 Qty. (8) C1
 Qty. (10) C2
 Qty. (8) C3



John Newman

Newman, Jackson, Bieberstein, Inc.
 Landscape Architecture Urban and Development Planning
 12710 Coll Road, Suite 210 Dallas, Texas (214) 293-2035 Fax (214) 293-2022

Planting & Furniture Plan
ADDISON CIRCLE

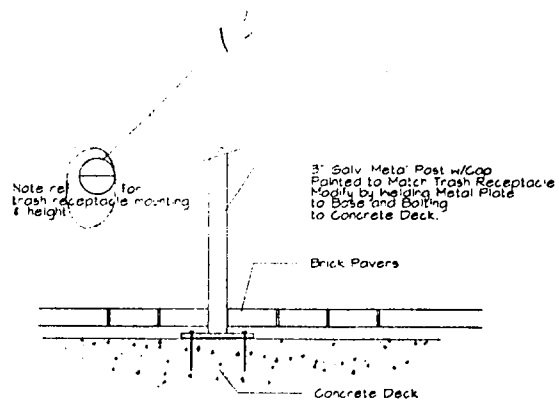
PHASE 1
 TOWN OF ADDISON, TEXAS

Witt-Zollars, Inc./Engineering/Architecture
 Dallas Fort Worth Houston El Paso Phoenix Austin Ontario San Clemente

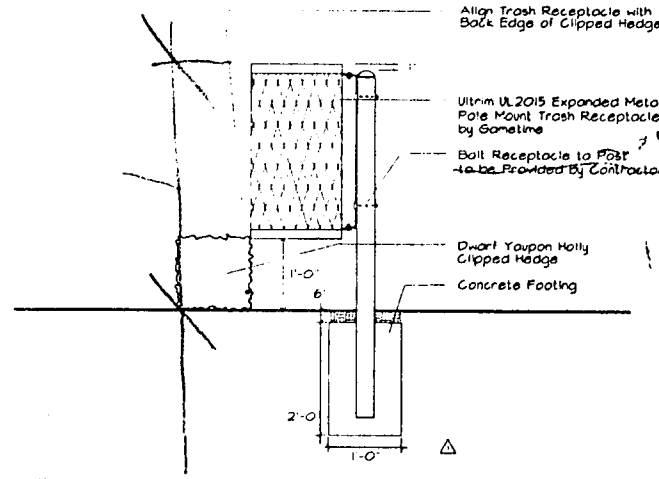
DESIGN	DRAWN	APPR.	SCALE	DATE	PROJECT NO.	NO.
PS	TS	GN	1" = 20'-0"	12-4-95	0030-95	128

- 3-28-98 Issued for Construction
- 2-18-98 Addendum #4
- Revisions:
- 1-22-96 Addendum #2
- Revisions:
- 1-26-96 Addendum #3

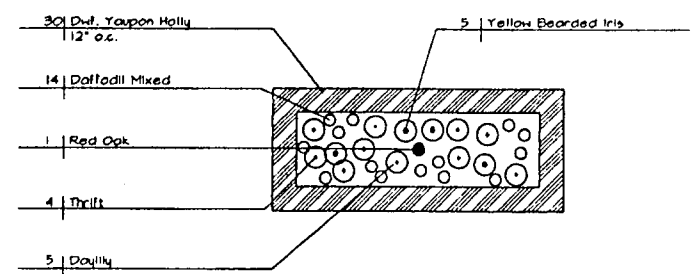
Issued for Construction
 March 28, 1996



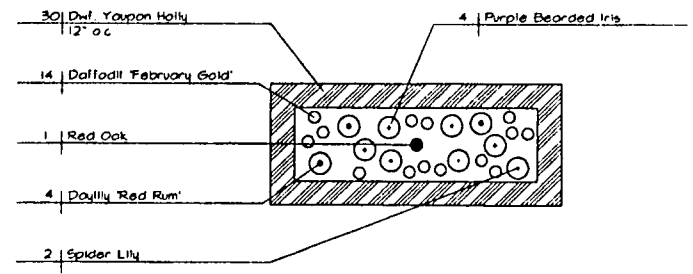
1 Trash Receptacle Mounting
Scale: 3/4"=1'-0"



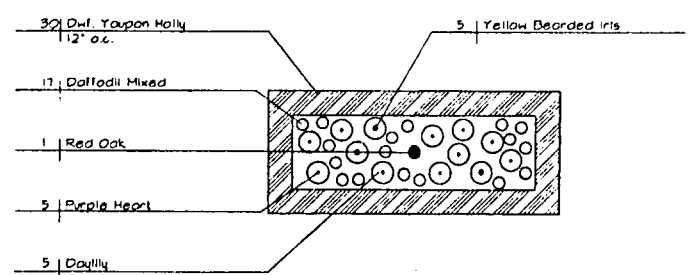
2 Trash Receptacle Mounting
Scale: 3/4"=1'-0"



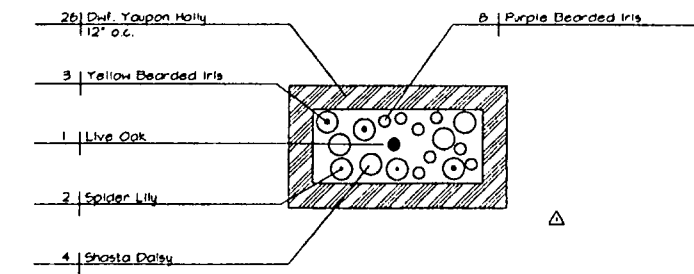
3 Tree Well Planting 'A3'
Scale: 1/4"=1'-0"



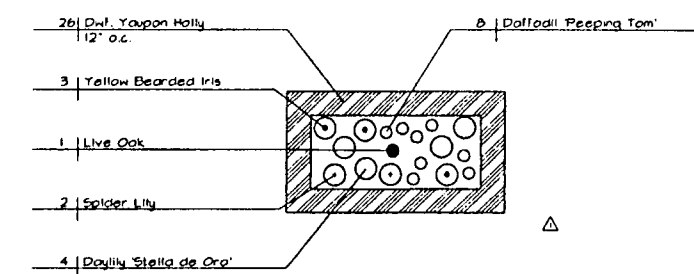
4 Tree Well Planting 'A2'
Scale: 1/4"=1'-0"



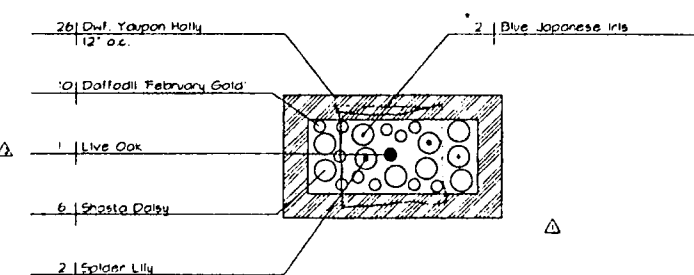
5 Tree Well Planting 'A1'
Scale: 1/4"=1'-0"



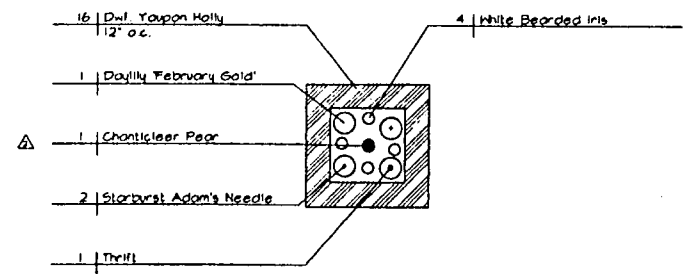
6 Tree Well Planting 'B3'
Scale: 1/4"=1'-0"



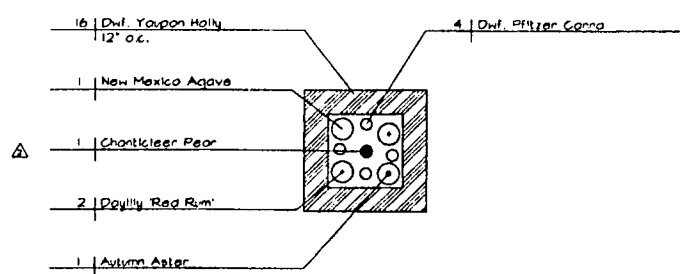
7 Tree Well Planting 'B2'
Scale: 1/4"=1'-0"



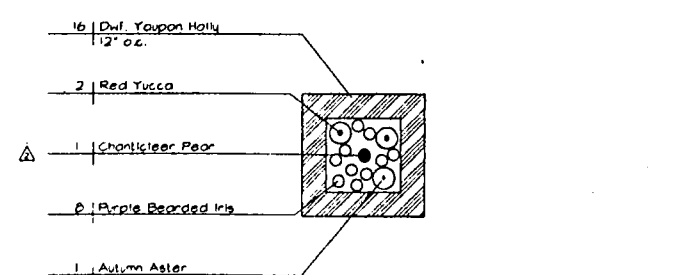
8 Tree Well Planting 'B1'
Scale: 1/4"=1'-0"



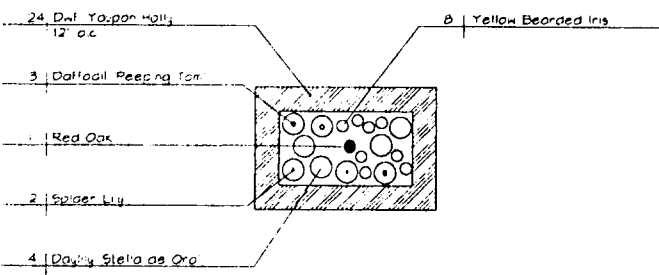
9 Tree Well Planting 'C3'
Scale: 1/4"=1'-0"



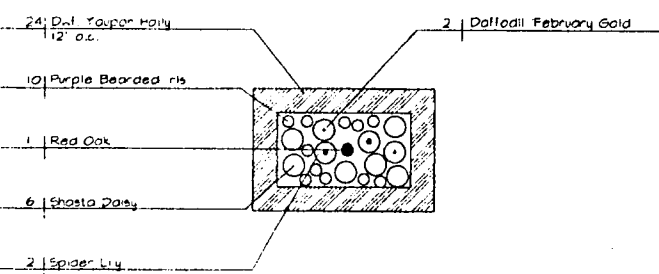
10 Tree Well Planting 'C2'
Scale: 1/4"=1'-0"



11 Tree Well Planting 'C1'
Scale: 1/4"=1'-0"



12 Tree Well Planting 'A5'
Scale: 1/4"=1'-0"



13 Tree Well Planting 'A4'
Scale: 1/4"=1'-0"

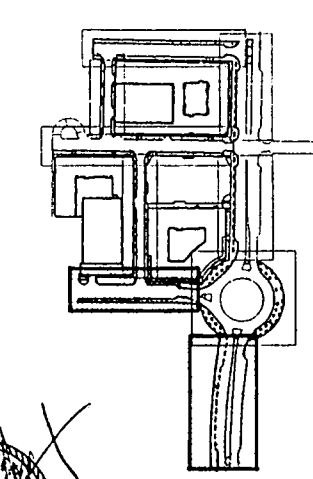
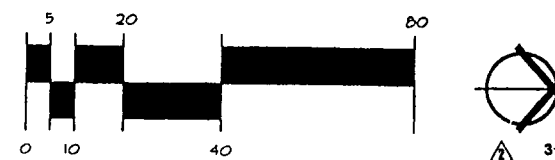

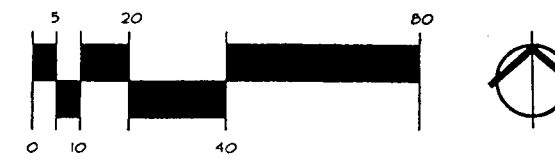
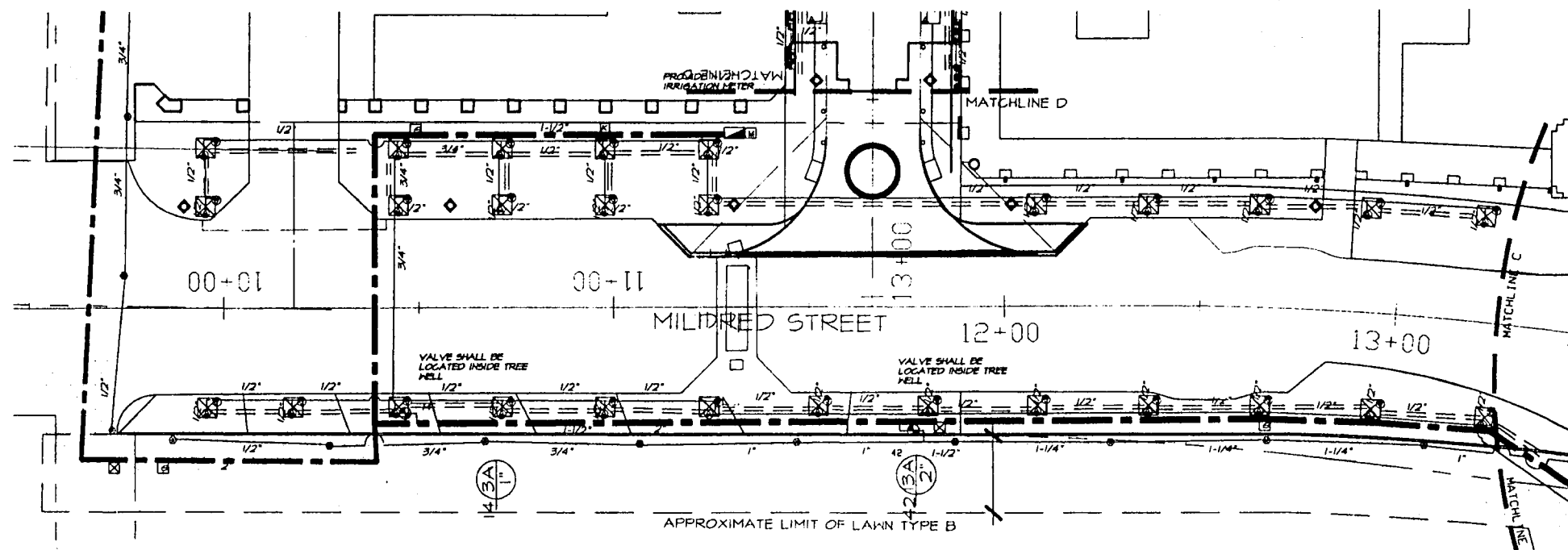
- Revisions:
 Δ 1-10-96 Change to size of planters
 Change to plant quantity
 Revisions:
 Δ 1-22-96 Addendum #2
 Revisions:
 Δ 1-26-96 Addendum #3

[Handwritten Signature]

Newman, Jackson, Bieberstein, Inc.
 Landscape Architecture Urban and Development Planning
 12710 Colt Road, Suite 210 Dallas, Texas (214) 295-2095 Fax (214) 295-2022

Details					
ADDISON CIRCLE					
PHASE 1					
TOWN OF ADDISON, TEXAS					
Newman, Jackson, Bieberstein, Inc. Engineering/Architecture Dallas Fort Worth Houston El Paso Phoenix Tulsa Ontario San Clemente					
DESIGN	DRAWN	APPR.	SCALE	DATE	PROJECT NO.
PS	TS	GN		12-4-95	0030-95
					129 137

Issued for Construction
 March 28, 1996

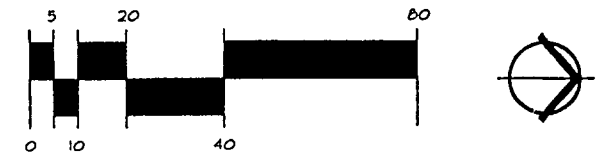
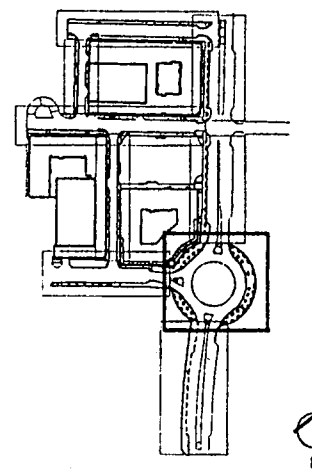
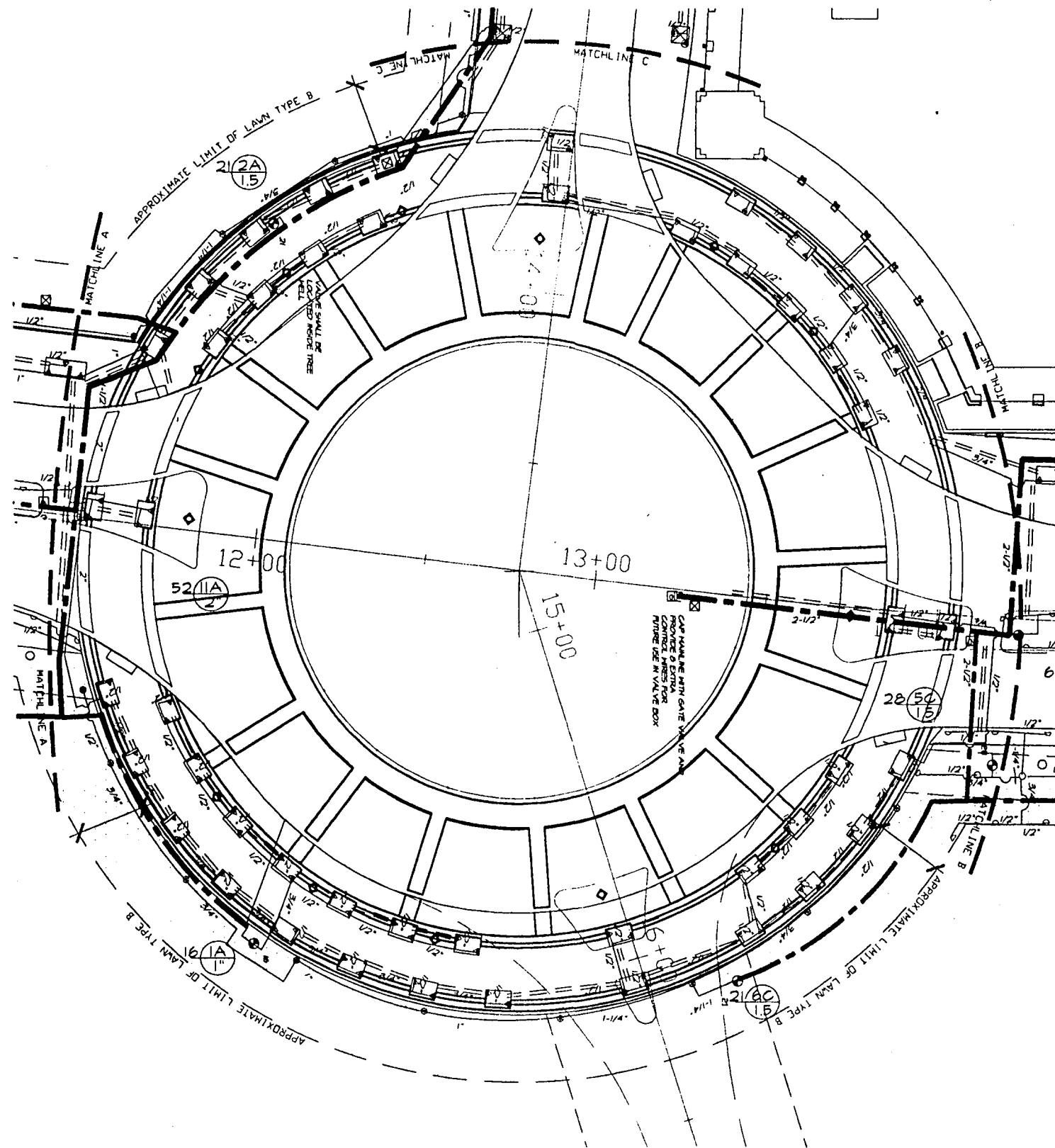


Newman, Jackson, Bieberstein, Inc.
 Landscape Architecture Urban and Development Planning
 12710 Coit Road, Suite 210 Dallas, Texas (214) 255-2035 Fax (214) 255-2022

Irrigation Plan						
ADDISON CIRCLE						
PHASE 1						
TOWN OF ADDISON, TEXAS						
Multi-Zellers, Inc./Engineering/Architecture Dallas Fort Worth Houston El Paso Phoenix Tulsa Oklahoma San Clemente						
DESIGN	DRAWN	APPR.	SCALE	DATE	PROJECT NO.	NO.
		GN	1" = 20'-0"	12-4-95	0030-45	130
						137

Issued for Construction
 March 28, 1996

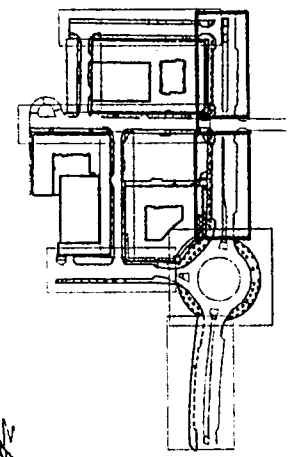
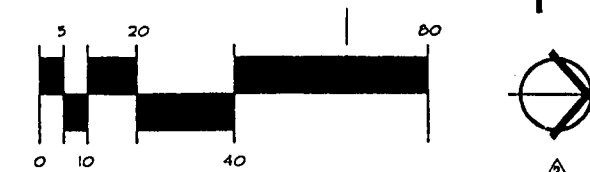
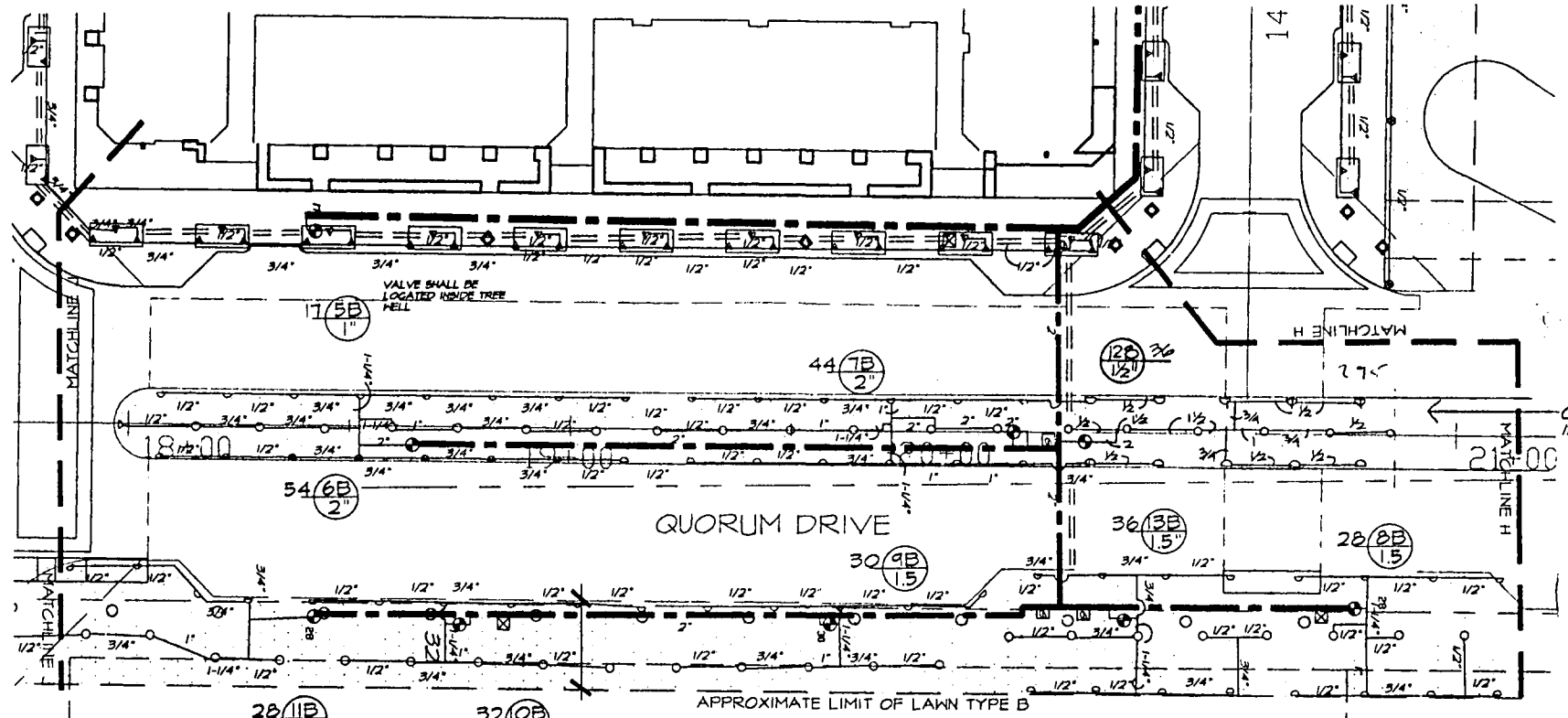
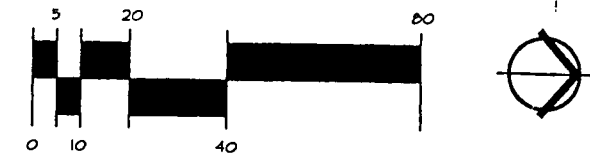
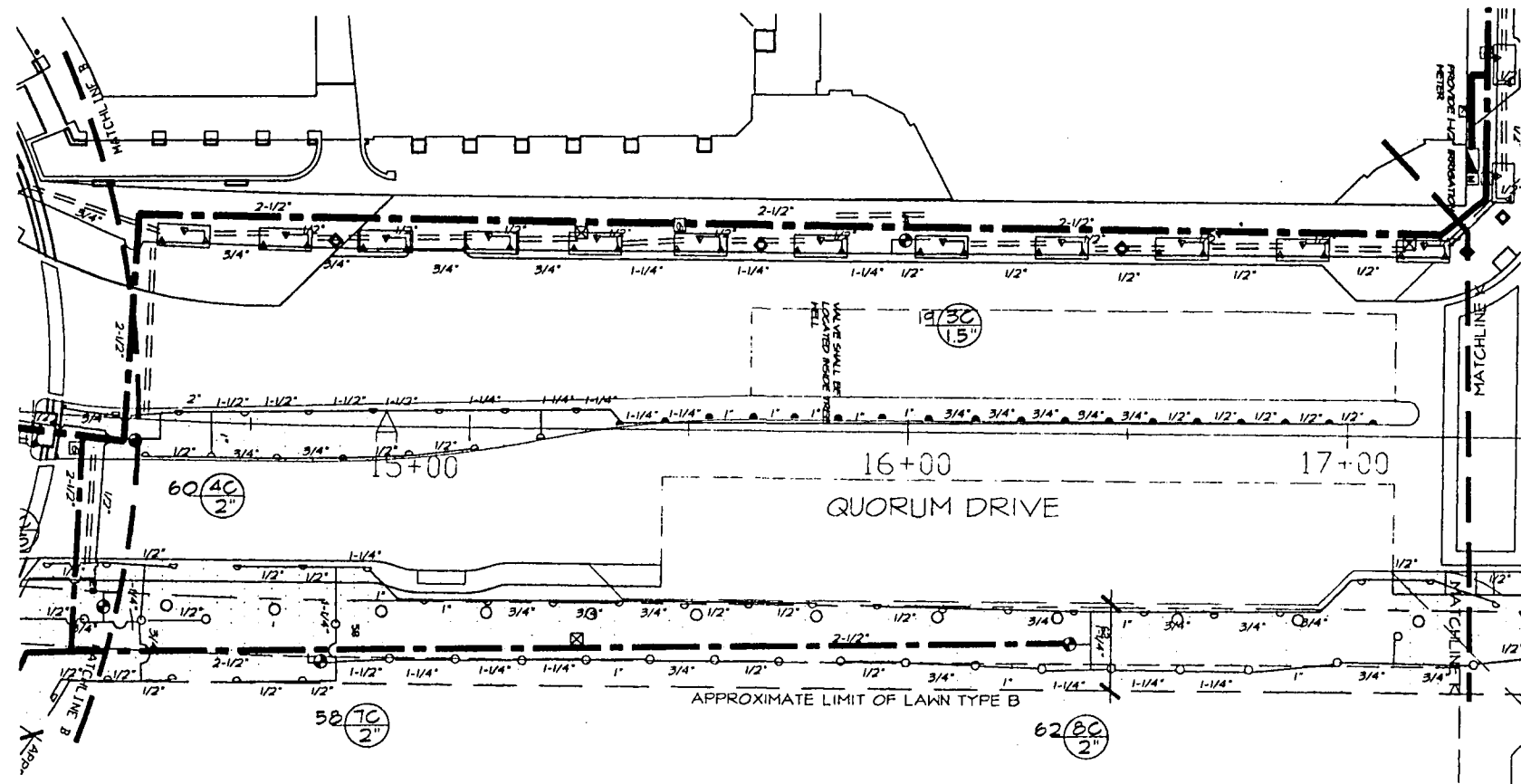
3-28-96 Issued for Construction
 Revisions:
 1-22-96 Addendum #2



Issued for Construction
March 28, 1996

3-28-96 Issued for Construction
Revisions:
1-22-96 Addendum #2

Newman, Jackson, Bieberstein, Inc. Landscape Architecture Urban and Development Planning 12770 Coll Road, Suite 210 Dallas, Texas (214) 259-2099 Fax (214) 259-2022						
Irrigation Plan ADDISON CIRCLE						
PHASE 1 TOWN OF ADDISON, TEXAS						
<small>Holt-Zollars, Inc./Engineering/Architecture Dallas, Fort Worth, Houston, El Paso, Phoenix, Tulsa, Ontario, San Clemente</small>						
DESIGN	DRAWN	APPR.	SCALE	DATE	PROJECT NO.	NO.
		GN	1" = 20'-0"	2-4-95	0030-45	131
						137

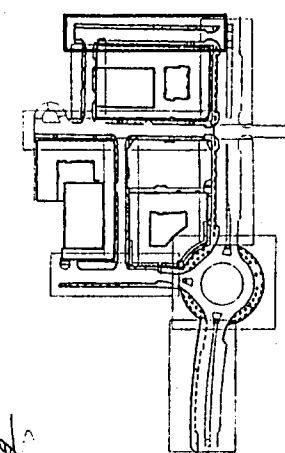

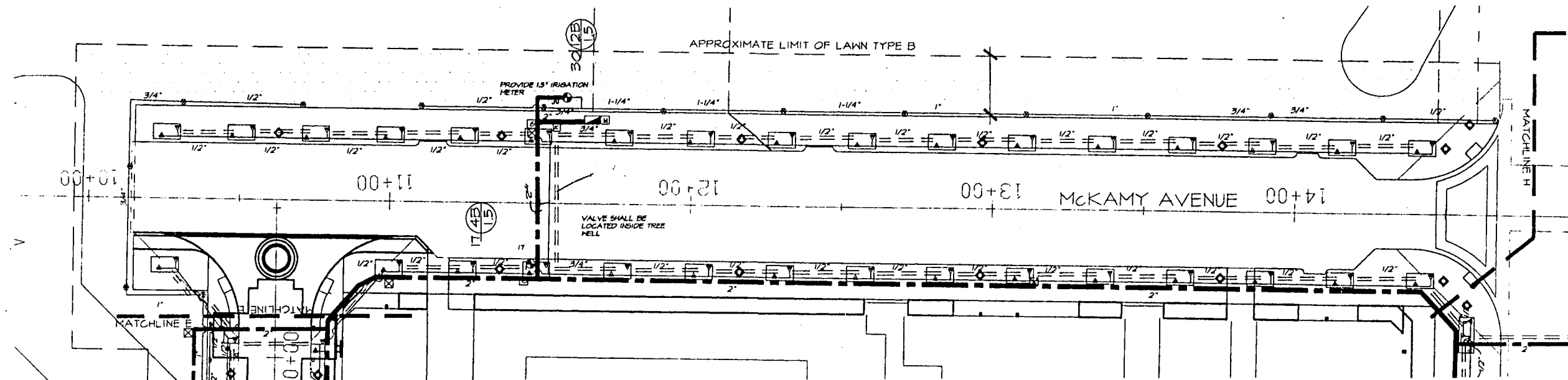


Newman, Jackson, Bieberstein, Inc.
 Landscape Architecture Urban and Development Planning
 12710 Colt Road, Suite 210 Dallas, Texas (214) 233-2033 Fax (214) 233-2022

Irrigation Plan						
ADDISON CIRCLE						
PHASE I						
TOWN OF ADDISON, TEXAS						
<small>Hutt-Zollars, Inc./Engineering/Architecture Dallas, Fort Worth, Houston, El Paso, Phoenix, Tustin, Ontario, San Clemente</small>						
DESIGN	DRAWN	APPR.	SCALE	DATE	PROJECT NO.	NO.
		JN	1" = 20'-0"	12-4-95	0030-95	132
						137

Issued for Construction
 March 28, 1996

3-28-96 Issued for Construction
 Revisions:
 1-22-96 Addendum #2

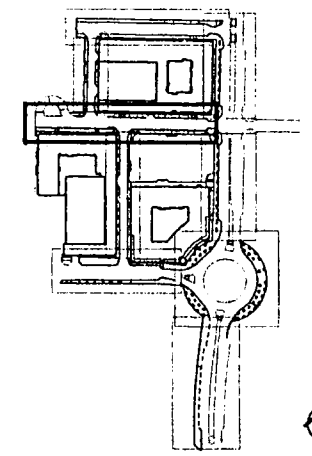
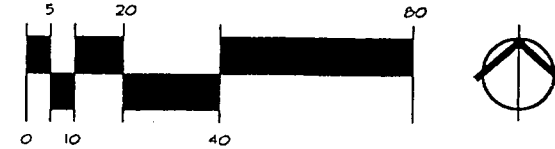
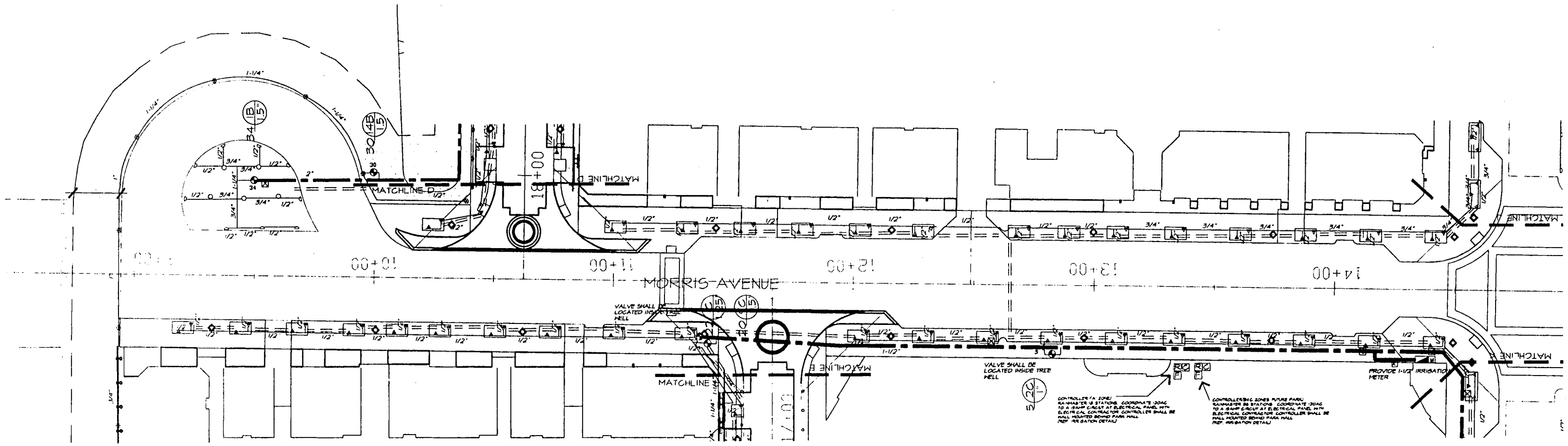


Newman, Jackson, Bieberstein, Inc.
 Landscape Architecture Urban and Development Planning
 12710 Galt Road Suite 210 Dallas, Texas (214) 255-2033 Fax (214) 255-2022

Irrigation Plan							
ADDISON CIRCLE							
PHASE 1							
TOWN OF ADDISON, TEXAS							
Multi-Zollars, Inc./Engineering/Architecture Dallas Fort Worth Houston El Paso Phoenix Austin Ontario San Clemente							
DESIGN	DRAWN	APPR.	SCALE	DATE	PROJECT NO.	NO.	
		GN	1" = 20'-0"	12-4-95	0030-95	133	137

Issued for Construction
 March 28, 1996

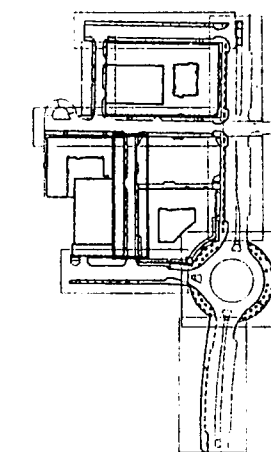
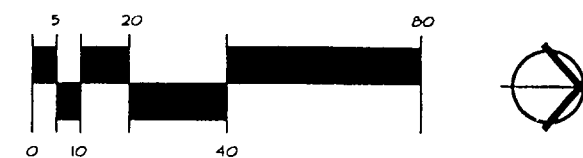
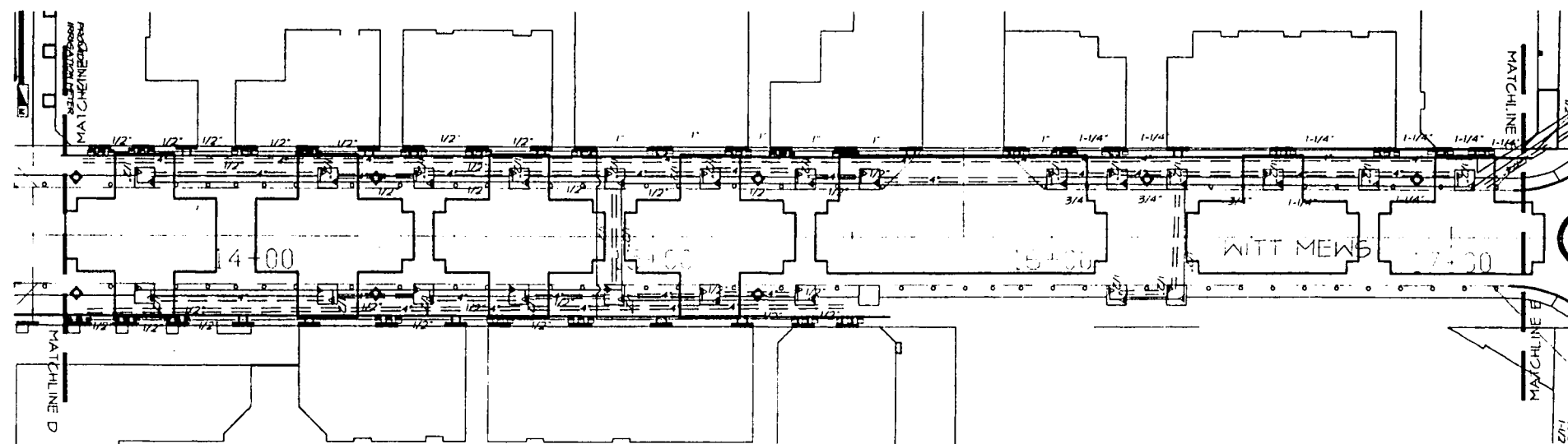
Revisions:
 1-22-96 Addendum #2



Newman, Jackson, Bieberstein, Inc. Landscape Architecture Urban and Development Planning 12710 Coll Road, Suite 210 Dallas, Texas (214) 293-2033 Fax (214) 293-2022							
Irrigation Plan ADDISON CIRCLE							
PHASE 1 TOWN OF ADDISON, TEXAS							
Multi-Zoners, Inc./Engineering/Architecture Dallas, Fort Worth, Houston, El Paso, Phoenix, Justin, Ontario, San Clemente							
DESIGN	DRAWN	APPR	SCALE	DATE	PROJECT NO	NO	
			1" = 20'-0"	12-4-95	0030-95	134	137

Issued for Construction
 March 28, 1996

Revisions:
 1-22-96 Addendum #2

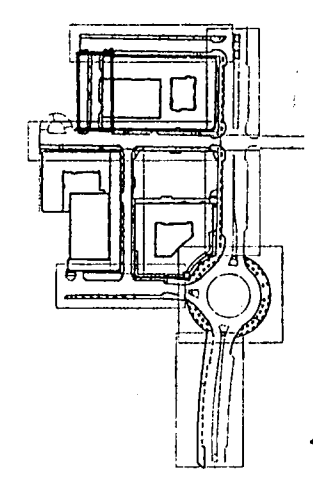
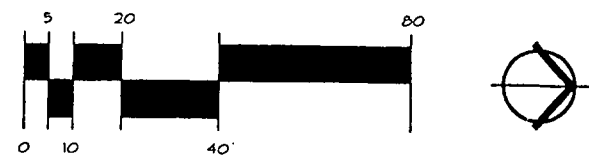
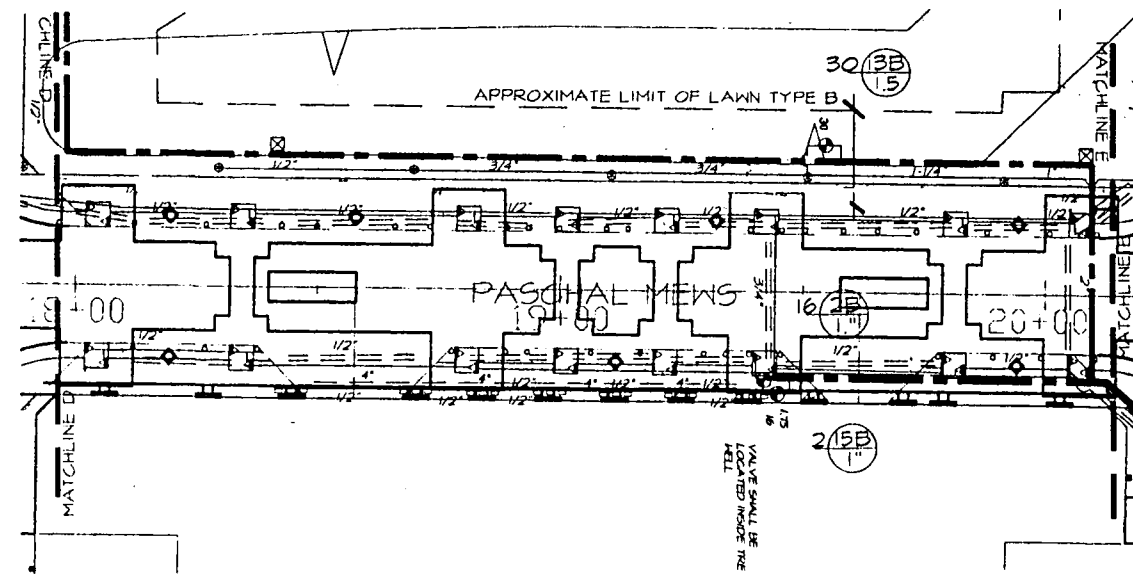


Newman, Jackson, Bieberstein, Inc.
 Landscape Architecture Urban and Development Planning
 12710 Coll Road, Suite 210 Dallas, Texas (214) 255-2033 Fax (214) 255-2022

Irrigation Plan						
ADDISON CIRCLE						
PHASE I						
TOWN OF ADDISON, TEXAS						
Hull-Zachris Inc./Engineering/Architecture 2600 West North Houston El Paso Phoenix Austin Ontario San Clemente						
DESIGN	DRAWN	APPR	SCALE	DATE	PROJECT NO	NO
		GN	1" = 20'-0"	12-4-95	0030-95	135
						137

Issued for Construction
 March 28, 1996

Revisions
 1-22-96 Addendum #2



Newman, Jackson, Bieberstein, Inc.
 Landscape Architecture Urban and Development Planning
 12710 Coll Road, Suite 210 Dallas, Texas (214) 253-2035 Fax (214) 253-2022

Irrigation Plan
 ADDISON CIRCLE

PHASE I
 TOWN OF ADDISON, TEXAS

Hutt-Zollars, Inc./Engineering/Architecture
 Dallas Fort Worth Houston El Paso Phoenix Justin Dillard San Clemente

DESIGN	DRAWN	APPR	SCALE	DATE	PROJECT NO	NO
		GN	1" = 20'-0"	12-4-95	0030-95	136
						137

Issued for Construction
 March 28, 1996

2-16-94 Addendum #4
 Revisions:
 1-22-96 Addendum #2

IRRIGATION LEGEND

- WATER GEAR DRIVEN ROTOR MODEL 1-20, NOZZEL # 7 PART CIRCLE
- WATER GEAR DRIVEN ROTOR MODEL 1-20, NOZZEL # 8 FULL CIRCLE
- TORO POP-UP LOW ANGLE SPRAY MPR SERIES NO. 12, FULL, HALF, & QUARTER ON A NO. 3702 4" BODY.
- ▲ TORO POP-UP LOW ANGLE SPRAY MPR SERIES NO. 8, FULL, HALF, & QUARTER ON A NO. 3702 12" BODY.
- TORO POP-UP LANN SPRAY MPR SERIES NO. 19, PG. FULL, HALF, & QUARTER ON A NO. 3702 4" BODY.
- ⊗ HEATHERMATIC QUICK COUPLER VALVE #V44L
- ⊙ HEATHERMATIC 11000 CR SERIES WITH FLOW CONTROL ELECTRIC REMOTE CONTROL VALVE
- SCHEDULE 40 PVC MAINLINE
- GLASS 200 PVC LATERAL LINE EXCEPT 1/2 INCH DIAMETER SHALL BE GLASS 200. NOTE: ALL DIRECTLY BURIED LINE BENEATH PAVING SHALL BE SCHEDULE 40 PVC
- ⊕ BFM THROUGH VALVE
- ⊕ VALVE SEQUENCING NUMBER
- ⊕ SIZE OF VALVE
- ⊕ MANUAL GATE VALVE-LINE SIZE
- ⊕ ELECTRIC CONTROLLER MANUFACTURE AND MODEL AS SHOWN ON PLAN
- ⊕ 6" SCHEDULE 40 PVC SLEEVE
- ⊕ GALVANIZED STEEL SLEEVE(SIZE AS NOTED)
- ⊕ FREEZE SENSOR-MINI-CLIK MODEL 401
- ⊕ MOISTURE SENSOR-MEM
- ⊕ IRRIGATION WATER METER & TAPPING SLEEVE (BY GENERAL CONTRACTOR)
- ⊕ FERCO DOUBLE CHECK VALVE BODY IN PLUSH CONCRETE VALVE BOX(BELOW GRADE)

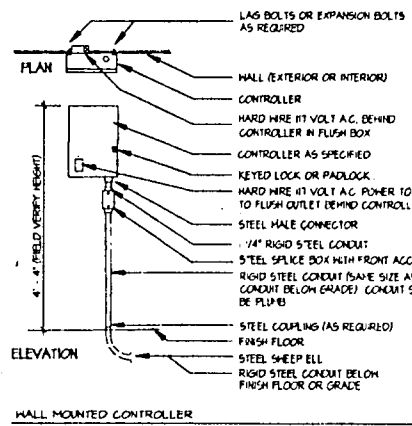
IRRIGATION NOTES

1. LINE LAYOUT IS DIAGRAMMATIC-ADJUST HEAD AND LINE LOCATIONS ON SITE TO ACCOMMODATE EXISTING JOB CONDITIONS AND TO ACHIEVE COMPLETE COVERAGE
2. ALL MAIN LINE PIPING SHALL BE BURIED TO HAVE A MINIMUM COVER OF 18". ALL LATERAL PIPING DOWNSTREAM OF THE MAIN LINE SHALL BURIED TO HAVE A MINIMUM COVER OF 12"
3. ALL MAINS ARE TO DRAIN TO LOW POINTS AT A MINIMUM ONE HALF(1/2%) PERCENT SLOPE. AT LOW POINTS, INSTALL GATE VALVE TO FACILITATE DRAINAGE OF SYSTEM DURING FREEZING TEMPERATURES
4. CONTRACTOR SHALL INSTALL AUTOMATIC DRAIN VALVES AT LOW POINTS IN THE IRRIGATION LINES AS REQUIRED TO PREVENT FREEZE DAMAGE
5. ALL VALVE BOXES SHALL BE BLACK IN COLOR(BODY AND LID). SIZES SHALL BE TEN(10) INCHES BY FOURTEEN(14) INCHES (RECTANGULAR) FOR REMOTE CONTROL VALVES AND NINE(9) INCHES(ROUND) FOR GATE AND QUICK COUPLER VALVES
6. CONTRACTOR SHALL MAKE MINOR ADJUSTMENTS TO SYSTEM LAYOUT IN FIELD TO INSURE POSITIVE DRAINAGE OF LATERAL LINES AND MAIN LINES
7. CONTRACTOR SHALL NOTIFY THE LANDSCAPE ARCHITECT, IF THE STATIC PRESSURE IS LESS THAN THE DESIGN STATIC PRESSURE OF 80 PSI.
8. ALL WIRING FROM THE IRRIGATION CONTROLLER TO THE REMOTE CONTROL VALVES SHALL BE UP-40 DIRECT BURIAL CABLE. ALL WIRE SPLICES SHALL BE MADE IN VALVE BOXES ONLY USING SANDWICH SHAP-TITE CONNECTORS AND SEALANT. PROVIDE SLEEVES FOR WIRE UNDER PAVED AREAS AS REQUIRED
9. ALL IRRIGATION INSTALLATION SHALL CONFORM TO THE LOCAL CODES AND REGULATIONS

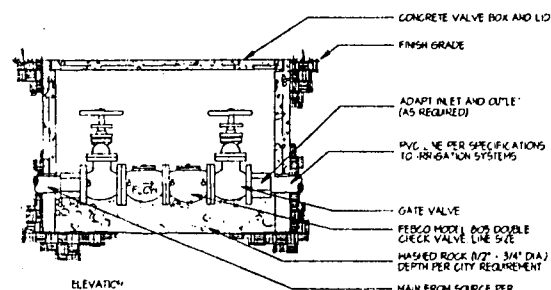
TOWN OF ADDISON IRRIGATION NOTES

1. PLACE 4 EXTRA 14 GA WIRES (DIFFERENT COLORS) FROM CONTROLLER TO A VALVE BOX ADJACENT TO DOUBLE CHECK VALVE ASSEMBLY FOR CENTRAL CONTROL INSTALLATION AT A LATER DATE(VERIFY WITH THE TOWN OF ADDISON'S REPRESENTATIVE)
2. USE CLEAN AND APPROVED LOAM TO BACKFILL ALL PIPE TO A DEPTH OF AT LEAST 6" ABOVE TOP OF PIPE. ALL HEADS AND BOXES ARE TO BE BACKFILLED TO GRADE WITH LOAM. REMAINDER OF TRENCH MAY BE FILLED USING CLEAN AND APPROVED SOIL. NO ROCKS GREATER THAN 1" ARE ALLOWED. COMPACT TRENCHES TO ALLEVIATE SETTLING
3. USE APPROPRIATE AND APPROVED PVC SOLVENT. AVOID EXCESSIVE USE AND Wipe ALL JOINTS AND FITTINGS CLEAN
4. THE INSTALLER IS RESPONSIBLE FOR RESETTING HEAD AND FOR BOX HEIGHT DUE TO SETTLING. CONTRACTOR MUST OBTAIN A WORKMANSHIP WARRANTY FOR ONE (1) YEAR FROM DATE OF COMPLETION
5. ALL WORK IS TO BE ACCOMPLISHED BY OR DIRECTLY SUPERVISED BY AN ON-SITE IRRIGATOR LICENSED BY THE STATE OF TEXAS
6. PRIOR TO ANY BACKFILLING OF TRENCHES, AN INSPECTION BY THE TOWN OF ADDISON'S REPRESENTATIVE MUST TAKE PLACE AND IMPLEMENT ANY NECESSARY CHANGES

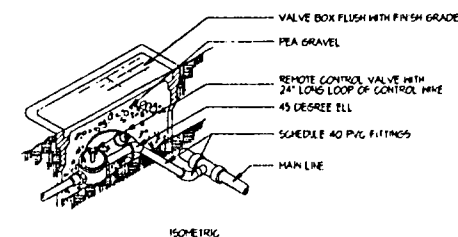
IRRIGATION DETAILS



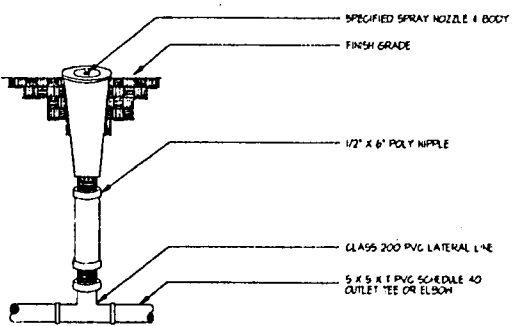
HALL MOUNTED CONTROLLER NOT TO SCALE



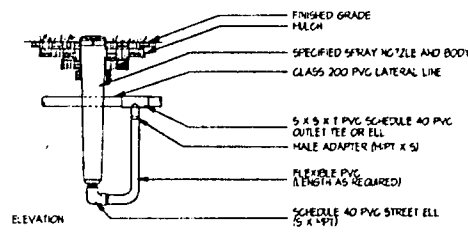
BACKFLOW PREVENTER NOT TO SCALE



REMOTE CONTROL VALVE NOT TO SCALE



POP-UP RISER ASSEMBLY NOT TO SCALE



HIGH RISER ASSEMBLY NOT TO SCALE

Issued for Construction
March 28, 1996

Newman, Jackson, Bieberstein, Inc.
Landscape Architecture Urban and Development Planning
12710 Golt Road, Suite 210 Dallas, Texas (214) 255-2035 Fax (214) 255-2032

Details

ADDISON CIRCLE

PHASE I

TOWN OF ADDISON, TEXAS

Hutt-Zollars, Inc./Engineering/Architecture

Dallas Fort Worth Houston El Paso Phoenix Austin Ontario San Clemente

DESIGN	DRAWN	APPR.	SCALE	DATE	PROJECT NO.	NO.
PS	TS	GN		12-4-95	0030-95	137