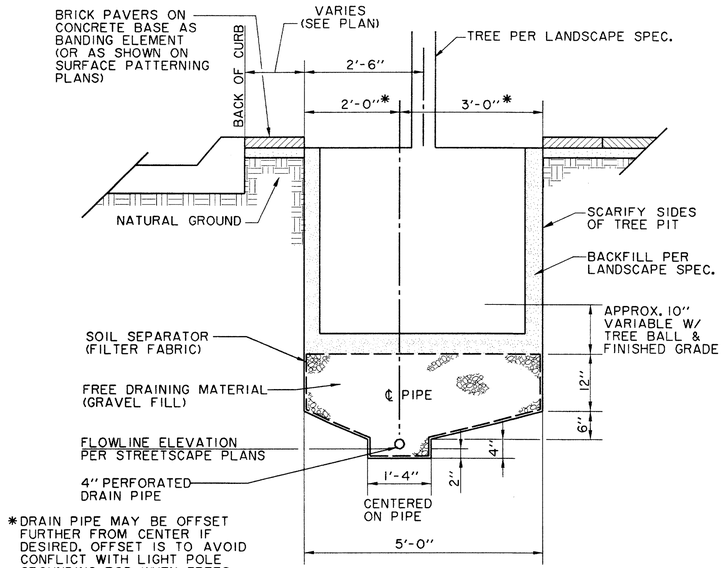

*DRAIN PIPE MAY BE OFFSET FURTHER FROM CENTER IF DESIRED. OFFSET IS TO AVOID CONFLICT WITH LIGHT POLE GROUNDING ROD WHEN TREES ARE IN LINE WITH LIGHTS.

SUBSURFACE DRAIN SYSTEM DETAIL
(SECTION PERPENDICULAR TO CURB)

N.T.S.

(TO BE USED ON ALL TREES UNLESS OTHERWISE NOTED)

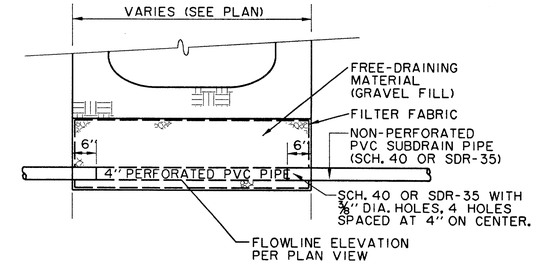

SUBSURFACE DRAIN SYSTEM DETAIL
(SECTION PARALLEL TO CURB)

N.T.S.

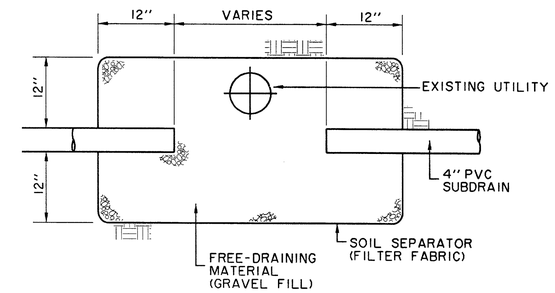

INSTALLATION OF SUBDRAIN AT UTILITY CONFLICT

N.T.S.

RECORD DRAWING

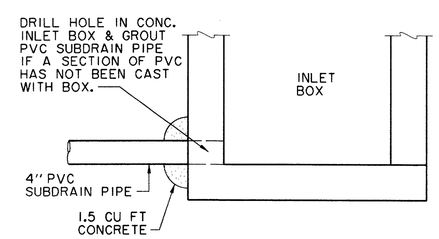

PVC SUBDRAIN PIPE CONNECTION TO INLET BOX

N.T.S.

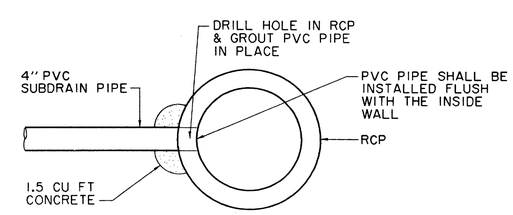

PVC SUBDRAIN PIPE CONNECTION TO STORM DRAINAGE PIPE

N.T.S.

THE SEAL APPEARING ON THIS DOCUMENT WAS AUTHORIZED BY DAVID E. MEYERS, P.E. 81512

STATE OF TEXAS
DAVID E. MEYERS
81512
REGISTERED PROFESSIONAL ENGINEER
12/10/00

DATE	DESCRIPTION	REF NO.
6/23/99	ISSUED FOR CONSTRUCTION	N/A
5/17/99	ISSUED FOR BID	N/A

SUBDRAIN DETAILS

ADDISON CIRCLE

PHASE II-B PUBLIC INFRASTRUCTURE

TOWN OF ADDISON, TEXAS

Huitt - Zollars, Inc.
3131 Mckinney Ave., Suite 600, Dallas, TX 75204
Phone (214) 871-5311/Fax (214) 871-0757

DESIGN	DRAWN	APPR.	SCALE	DATE	PROJECT NO.	NO.
HZI	HZI	DEM	N.T.S.	MAR. 99	01-1822-50	ST6