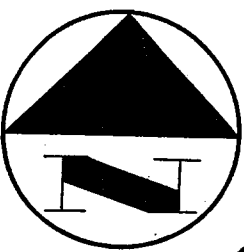


GENERAL NOTES

1. Utilities plotted from the best available information. The Engineer assumes no liability for the accuracy of this information. It shall be the responsibility of the Contractor to verify the location of all existing utilities. Any significant deviation from these plans shall be brought to the attention of the Engineer immediately.
2. All cleanouts, sprinkler control boxes, manholes, meter boxes, etc. shall be adjusted as necessary to match finished grades.
3. All construction materials and procedures to conform to the Town of Addison requirements.
4. DELETED
5. The Contractor shall furnish and install all water meters and boxes in accordance with Town of Addison requirements.
6. The Contractor shall obtain and pay for all city permits required for the construction of these improvements.

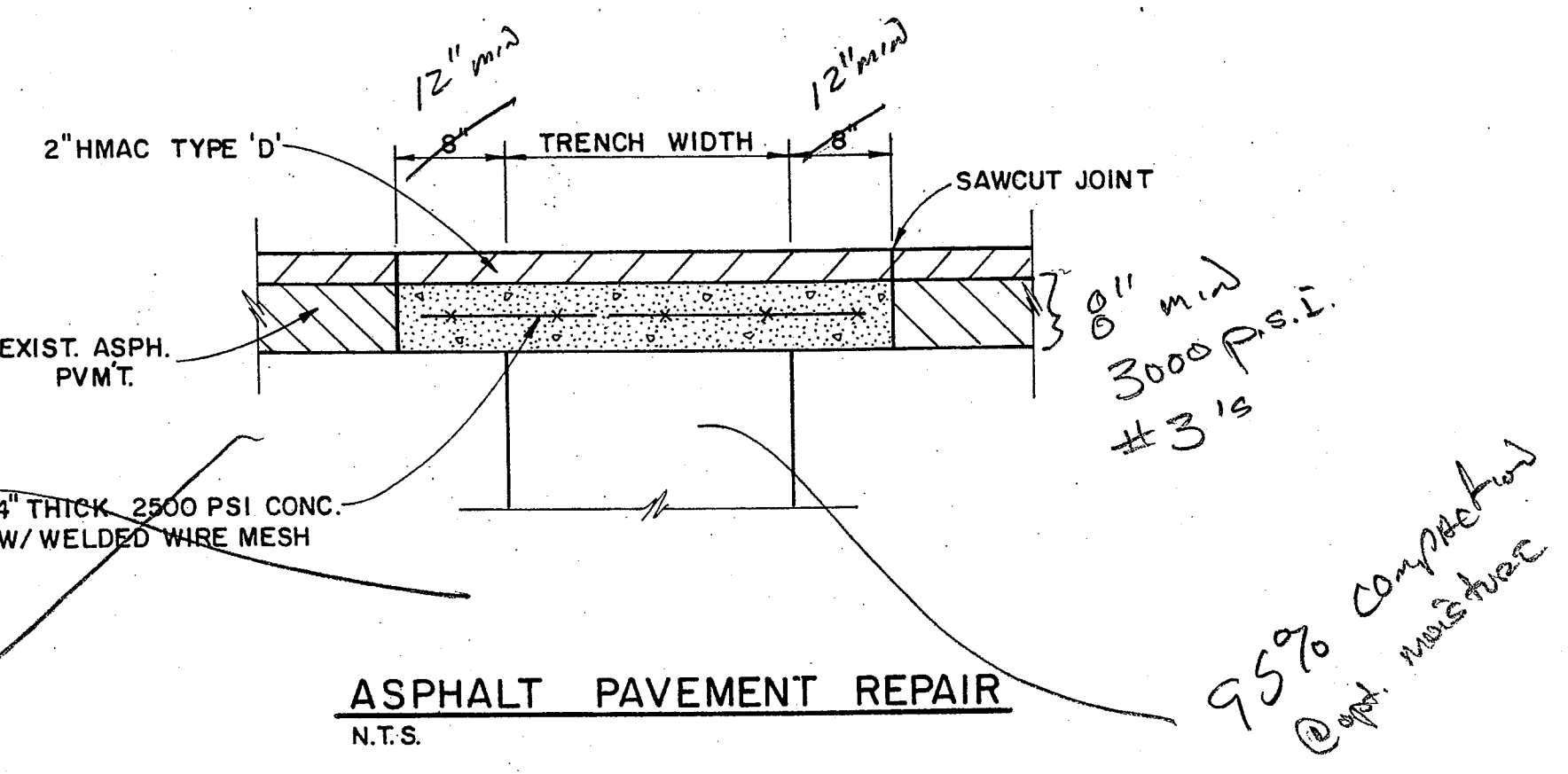


CONST. 4.0" DIA M.H. W/6" STUB-OUT. CONN. TO EX. 8" S.S. TOP = 641.20 RECONNECT EXIST. S.S. LATERAL.

CUT & PLUG EX. 1" WATER SERVICE. CONN. TO NEW 2" WATER. ABANDON 1" WATER. EXACT LOCATION OF EX. 1" WATER LINE NOT KNOWN


INSTALL:
2-2" TAPS W/DOMESTIC METERS (1 1/2")
1-1" TAP W/3/4" IRRIGATION METER

REMOVE EXIST. SSMH & EXIST. 8" S.S. LINE



ASPHALT PAVEMENT REPAIR
N.T.S.

19351 ADDISON RD
 PERSONAL WAY AVIATION
 C.J.H. COBB
 19-05-91



NEEDHAM WRIGHT LASKEY ENGINEERS INC.
 10290 MONROE DRIVE SUITE 305
 DALLAS, TEXAS, 75229
 PH. 214 357 2981
 JOB NO. 90-425 SHEET NO. 4

UTILITIES PLAN							
PERSONAL WAY AVIATION							
TOWN OF ADDISON, TEXAS							
DRAWN	DESIGN	DATE	SCALE	NOTES	FILE	NUMBER	
N.W.L.	N.W.L.	9-18-91	1"=40'				