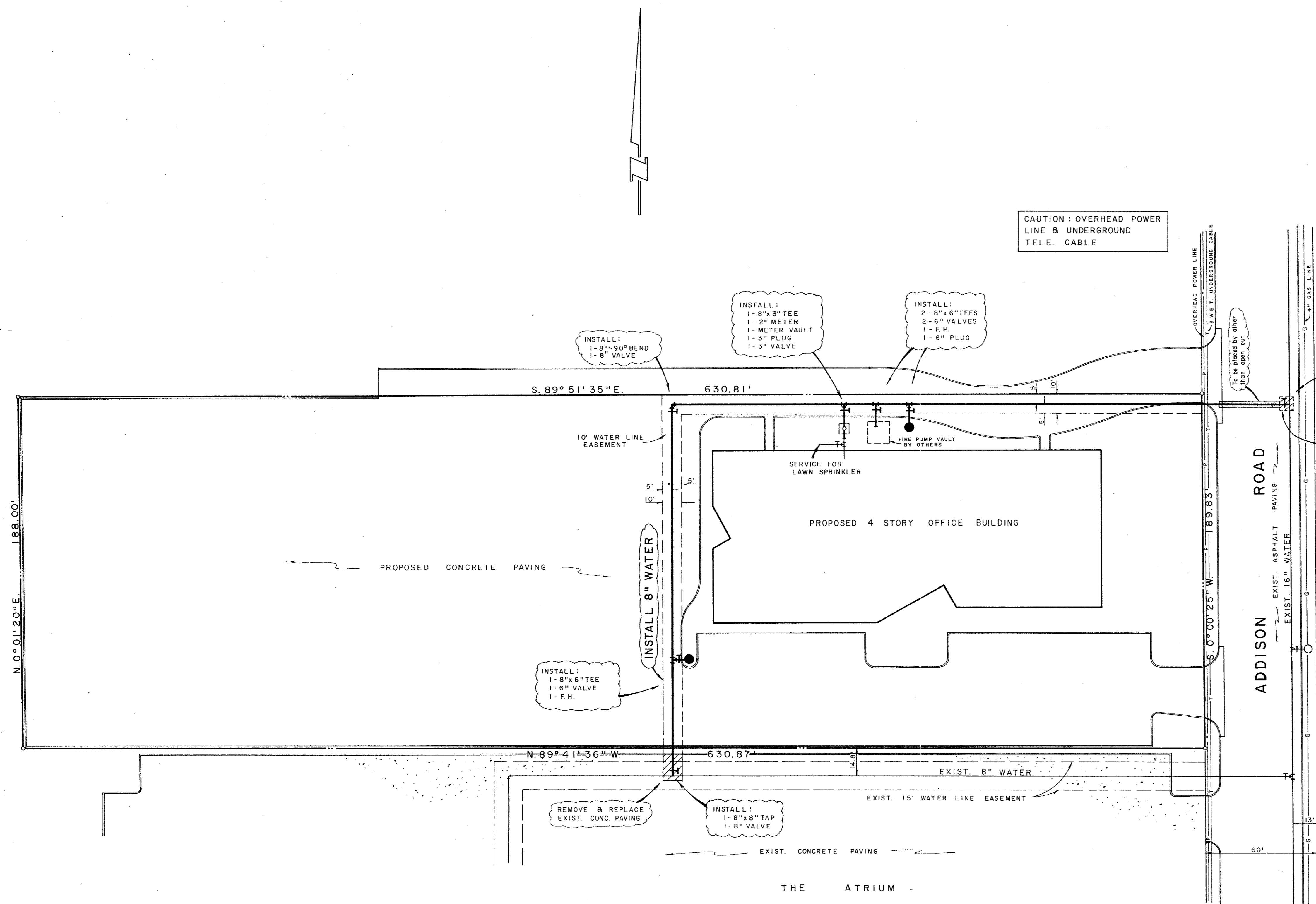


GENERAL NOTES

1. The PVC pressure pipe shall be SDR-18, dimensions class 150. The pipe shall meet or exceed requirements of AWWA C-900-75, PVC pipe with cast iron outside dimensions and with rubber ring joints.
2. PVC pressure pipe fittings shall be mechanical joint or rubber ring slip joint cast iron fittings. All cast iron fittings will be polywrapped.
3. PVC sewer pipe and fittings shall meet the extra strength requirements of ASTM D3034, SDR 35. Pipe shall have integral wall bell and spigot joints.
4. Joints for PVC sewer pipe and fittings shall be compression rubber gasket joints.
5. Bedding material for water and sewer pipe shall be sand. Sand shall be placed 6" below the pipe, around the pipe, and 6" above the pipe.
6. A No.12 plastic coated copper wire shall be placed in the trench over all water lines. The wire will be tied to all valves and fire hydrants.
7. Fire hydrants will be Mueller Centurion Model with 2 1/2" hose nozzles and 4" steamer connection. Threads will be national standard.
8. All materials and workmanship shall be in accordance with the Town of Addison Standards and Specifications.
9. In the event an item is not covered by the Town of Addison Standards and Specifications, those of the City of Dallas shall apply.



CAUTION: OVERHEAD POWER LINE & UNDERGROUND TELE. CABLE

INSTALL:
1-8"x3" TEE
1-2" METER
1-METER VAULT
1-3" PLUG
1-3" VALVE

INSTALL:
2-8"x6" TEES
2-6" VALVES
1-F.H.
1-6" PLUG

INSTALL:
1-8"x90° BEND
1-8" VALVE

INSTALL:
1-16"x8" TAP
1-8" VALVE


INSTALL:
1-8"x6" TEE
1-6" VALVE
1-F.H.

INSTALL:
1-8"x8" TAP
1-8" VALVE

NOTE: METER VAULT TO BE CENTURY NO. 8 PRECAST CONCRETE BOX.

CITY OF ADDISON
APPROVED
FOR CONSTRUCTION
[Signature]
BUILDING DEPARTMENT 6-15-82

DATE: _____
NOTE: CONTRACTOR IS HEREBY INSTRUCTED TO EXERCISE CARE IN MEETING OR EXCEEDING ALL REQUIREMENTS OF BOTH NATIONAL AND LOCAL CODES AND/OR ORDINANCES APPLICABLE TO HIS WORK. APPROVAL OF THESE DRAWINGS SHALL NOT BE CONSTRUED TO RELIEVE RESPONSIBILITY OR TO VARIANCE TO SUCH CODES.



WATER PLAN

GRAYMARK OFFICE BUILDING

SCALE: 1" = 30' APPROVED BY: _____ DRAWN BY: R.E.
DATE: 4-26-82 REVISED 4-30-82

WILLIAM LOMAX SURVEY, ABSTRACT 792

ADDISON, DALLAS CO., TEXAS DRAWING NUMBER 82039

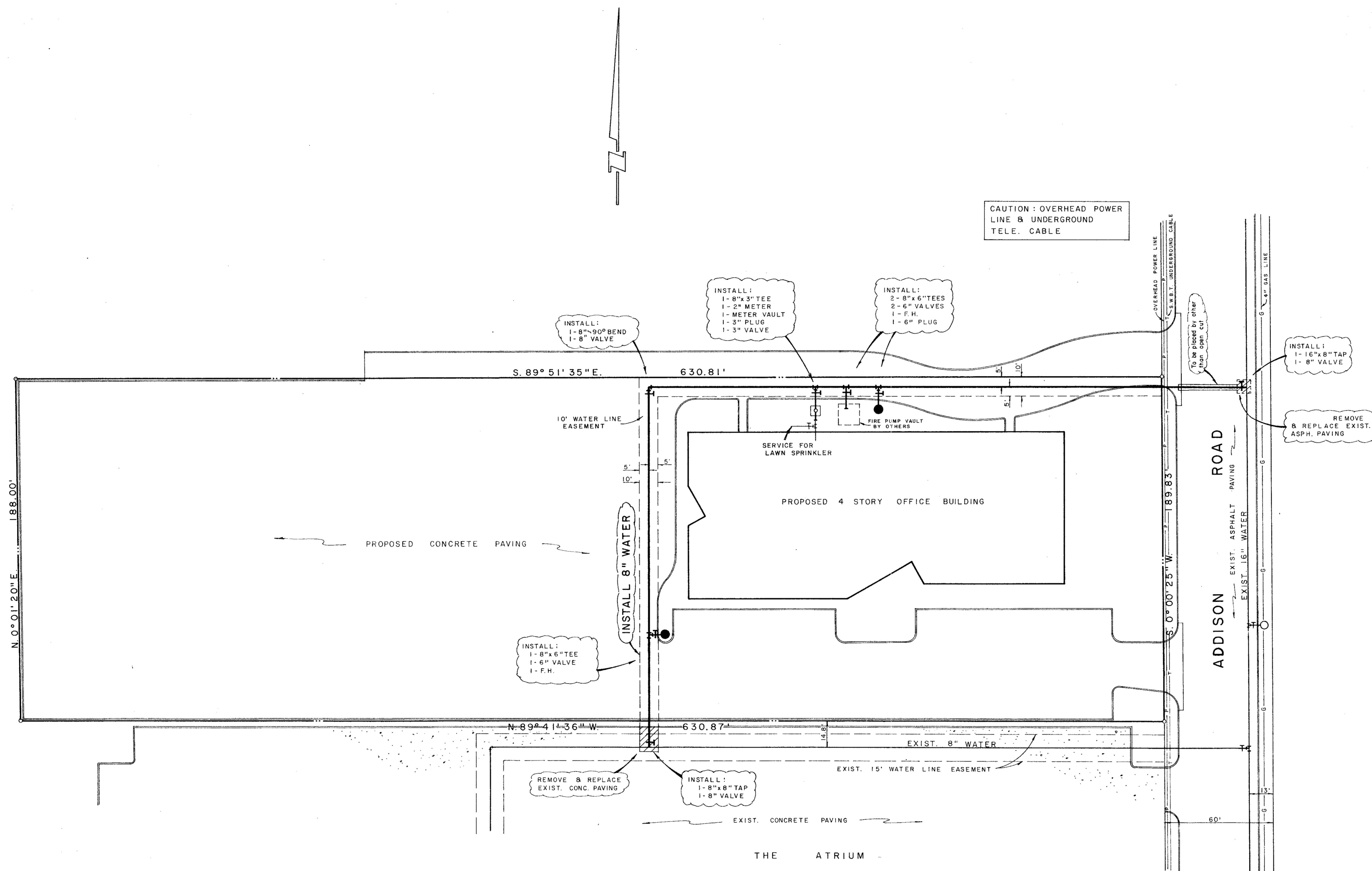


JONES & BOYD
15883 FLOYD CIRCLE, SUITE 808
DALLAS, TEXAS 75243
214-251-8718

REVISED: 6-8-82
REVISED: 5-3-82

GENERAL NOTES


1. The PVC pressure pipe shall be SDR-18, dimensions class 150. The pipe shall meet or exceed requirements of AWWA C-900-75, PVC pipe with cast iron outside dimensions and with rubber ring joints.
2. PVC pressure pipe fittings shall be mechanical joint or rubber ring slip joint cast iron fittings. All cast iron fittings will be polywrapped.
3. PVC sewer pipe and fittings shall meet the extra strength requirements of ASTM D3034, SDR 35. Pipe shall have integral wall bell and spigot joints.
4. Joints for PVC sewer pipe and fittings shall be compression rubber gasket joints.
5. Bedding material for water and sewer pipe shall be sand. Sand shall be placed 6" below the pipe, around the pipe, and 6" above the pipe.
6. A No. 12 plastic coated copper wire shall be placed in the trench over all water lines. The wire will be tied to all valves and fire hydrants.
7. Fire hydrants will be Mueller Centurion Model with 2½" hose nozzles and 4" steamer connection. Threads will be national standard.
8. All materials and workmanship shall be in accordance with the Town of Addison Standards and Specifications.
9. In the event an item is not covered by the Town of Addison Standards and Specifications, those of the City of Dallas shall apply.



NOTE: METER VAULT TO BE CENTURY NO. 8 PRECAST CONCRETE BOX.

CITY OF ADDISON
APPROVED
[Signature]
 BUILDING DEPARTMENT
 6-15-82

DATE: _____
 NOTE: CONTRACTOR IS HEREBY INSTRUCTED TO EXERCISE CARE IN THE USE OF EXISTING ALL UTILITIES OF BOTH NATIONAL AND LOCAL DEPARTMENTS AND FOR ORGANIZATIONS APPLICABLE TO HIS WORK. APPROVAL OF THESE PLANS SHALL NOT BE CONSTRUED TO RELIEVE RESPONSIBILITY OR IMPLY LIABILITY TO ANY PARTY.



REVISED: 6-8-82
 REVISED: 5-3-82

WATER PLAN

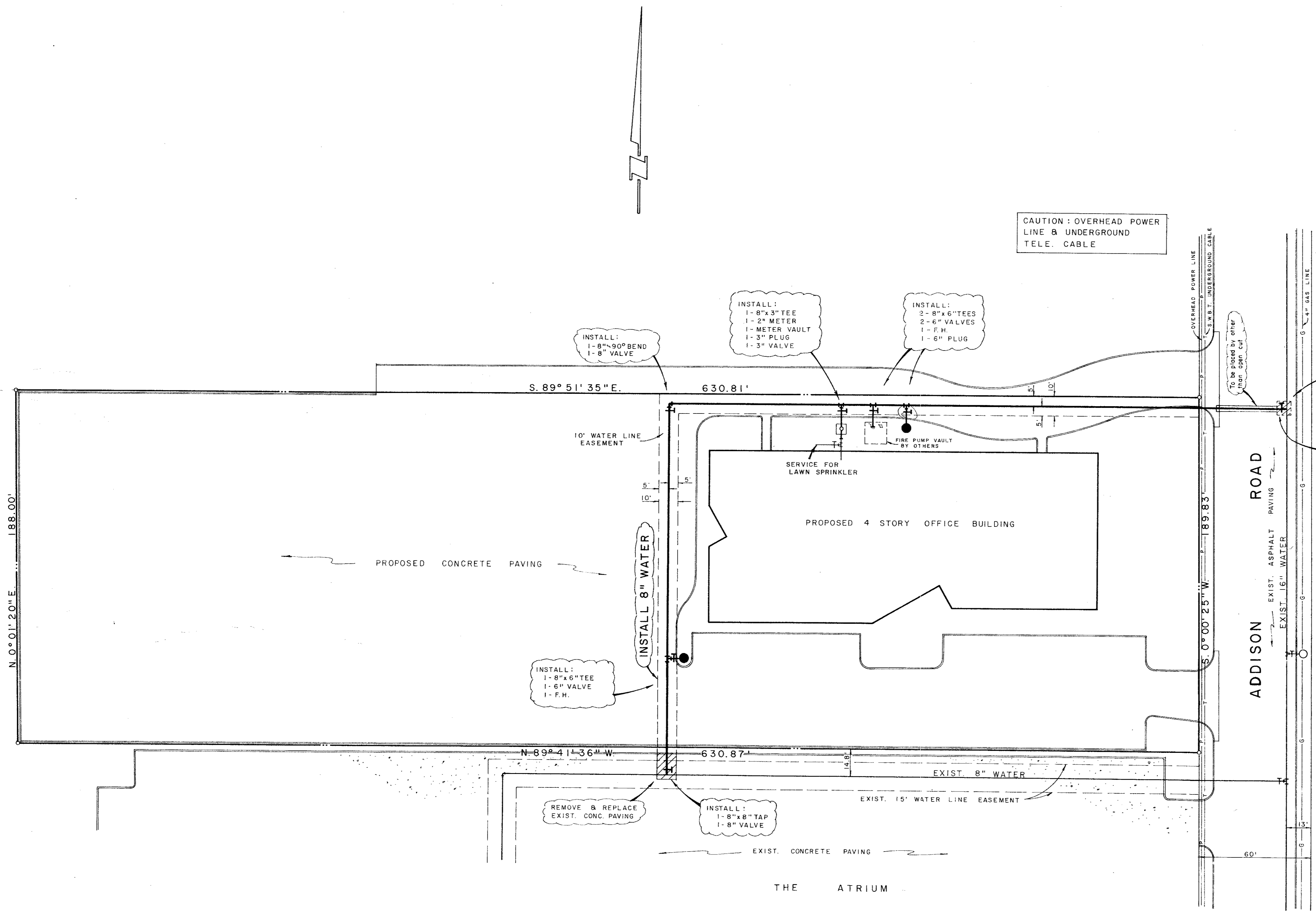
GRAYMARK OFFICE BUILDING	
SCALE: 1" = 30'	APPROVED BY: _____
DATE: 4-26-82	DRAWN BY: R.E. REVISED 4-30-82
WILLIAM LOMAX SURVEY, ABSTRACT 792	
ADDISON, DALLAS CO., TEXAS	DRAWING NUMBER 82039

jb JONES & BOYD
 1883 FLOYD CIRCLE, SUITE 202
 DALLAS, TEXAS 75244
 214-231-8718

ENGINEERS SURVEYORS PLANNERS CONSULTANTS

GENERAL NOTES

1. The PVC pressure pipe shall be SDR-18, dimensions class 150. The pipe shall meet or exceed requirements of AMWA C-900-75, PVC pipe with cast iron outside dimensions and with rubber ring joints.
2. PVC pressure pipe fittings shall be mechanical joint or rubber ring slip joint cast iron fittings. All cast iron fittings will be polywrapped.
3. PVC sewer pipe and fittings shall meet the extra strength requirements of ASTM D3034, SDR 35. Pipe shall have integral wall bell and spigot joints.
4. Joints for PVC sewer pipe and fittings shall be compression rubber gasket joints.
5. Bedding material for water and sewer pipe shall be sand. Sand shall be placed 6" below the pipe, around the pipe, and 6" above the pipe.
6. A No. 12 plastic coated copper wire shall be placed in the trench over all water lines. The wire will be tied to all valves and fire hydrants.
7. Fire hydrants will be Mueller Centurion Model with 2½" hose nozzles and 4" steamer connection. Threads will be national standard.
8. All materials and workmanship shall be in accordance with the Town of Addison Standards and Specifications.
9. In the event an item is not covered by the Town of Addison Standards and Specifications, those of the City of Dallas shall apply.



CAUTION: OVERHEAD POWER LINE & UNDERGROUND TELE. CABLE

NOTE: METER VAULT TO BE CENTURY NO. 8 PRECAST CONCRETE BOX.

CITY OF ADDISON
APPROVED
 FOR CONSTRUCTION
 BUILDING DEPARTMENT
 DATE: 6-15-82

CONTRACTOR IS HEREBY INSTRUCTED TO TAKE CARE IN MEETING OR EXCEEDING ALL REQUIREMENTS OF BOTH NATIONAL AND LOCAL CODES FOR ORDINANCES APPLICABLE TO HIS WORK. ALL OF THE ABOVE WORKS SHALL NOT BE CONSIDERED TO RELIEVE THE CONTRACTOR OF HIS LIABILITY OR RESPONSIBILITY FOR SUCH WORK.

J. G. BOYD
 49988
 REGISTERED PROFESSIONAL ENGINEER

REVISED: 6-8-82
 REVISED: 5-3-82

WATER PLAN

GRAYMARK OFFICE BUILDING

SCALE: 1" = 30'
 DATE: 4-26-82
 APPROVED BY:
 DRAWN BY: R.E.
 REVISED 4-30-82

WILLIAM LOMAX SURVEY, ABSTRACT 792
 ADDISON, DALLAS CO., TEXAS
 DRAWING NUMBER: 82039

jb
JONES & BOYD
 15885 PLYWOOD CIRCLE, SUITE 208
 DALLAS, TEXAS 75244
 814-831-8718

ENGINEERS SURVEYORS PLANNERS CONSULTANTS