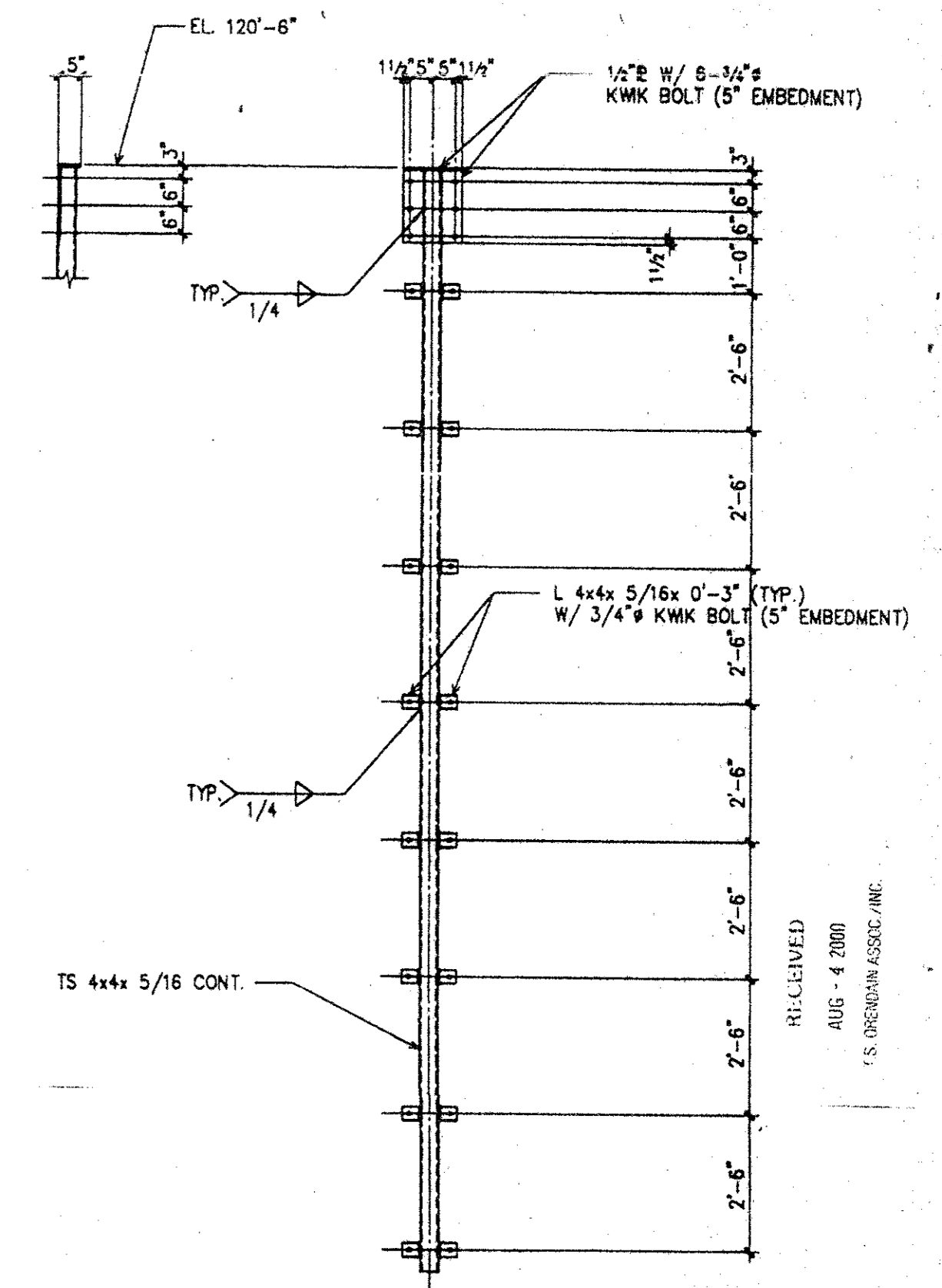
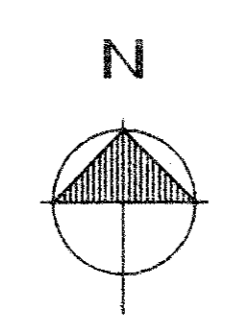



**ROOF FRAMING PLAN**  
 1/8"=1'-0"

- PLAN NOTES
1. FOR GENERAL NOTES SEE SHEET NO. S3.
  2. ELEVATIONS SHOWN ON PLAN ARE TOP OF STEEL, BOTTOM OF DECK.
  3. ROOF SLOPES ARE CONSTANT BETWEEN ELEVATIONS SHOWN.
  4. THE CONTRACTOR SHALL VERIFY THE WEIGHTS, LOCATIONS, AND SUPPORT DETAILS OF ALL ROOF-TOP EQUIPMENT PRIOR TO PLACEMENT OF ROOF JOIST.



THIS SET APPROVED BY THE ARCHITECT'S SEAL AND SIGNATURE OF PAUL L. BROWN, P.E., REGISTERED PROFESSIONAL ENGINEER IN THE STATE OF TEXAS. NO ALTERATION OF A RELEASED DOCUMENT WITHOUT THE ARCHITECT'S WRITTEN PERMISSION.



T.S. Orendain Associates Inc.  
 Architecture + Planning  
 16835 Addison Rd.  
 Suite 101  
 Dallas, Texas 75248  
 972-250-0119

**PAUL L. BROWN, P.E.**  
 STRUCTURAL ENGINEER  
 1219 ABRAMS, SUITE 126  
 RICHARDSON, TEXAS 75081  
 (972) 437-5551

JOB: B396 DATE: 9-29-97  
 DRAWN: JFB CHECKED: PB

Date	Issued For / Description
9-29-97	FOR BUILDING PERMIT
2-3-00	ISSUED FOR CONSTRUCTION

**OFFICE WAREHOUSE  
 PHASE I**  
 16835 ADDISON ROAD ADDISON, TEXAS **SK-S2**

**AS - BUILT  
 DRAWING**  
 DATE: 8-23-01  
 T.S. ORENDAIN ASSOC., INC.  
 ARCHITECTURE + PLANNING + INTERIOR DESIGN  
 16835 Addison Road, Suite 101  
 Dallas, Texas 75248 972-250-0119

**FOUNDATION  
 FRAMING  
 PLAN**

**S2**