


dietz engineering




Signing Date: 02-28-07

dietz engineering
 811 e plano parkway
 suite 109
 plano, texas 75074
 voice: 972 633-8867
 fax: 972 633-1327

Drawn By: LL
 Checked By: RDD

No.	Date	Description

TRINITY CHRISTIAN ACADEMY
 SITE GRADING
 PLAN VIEW
 for the
 City of Addison, Texas



NORTH

24"x36" Scale: 1" = 20'

11"x17" Scale: 1" = 40'

Vertical Scale: NA

Project Number:

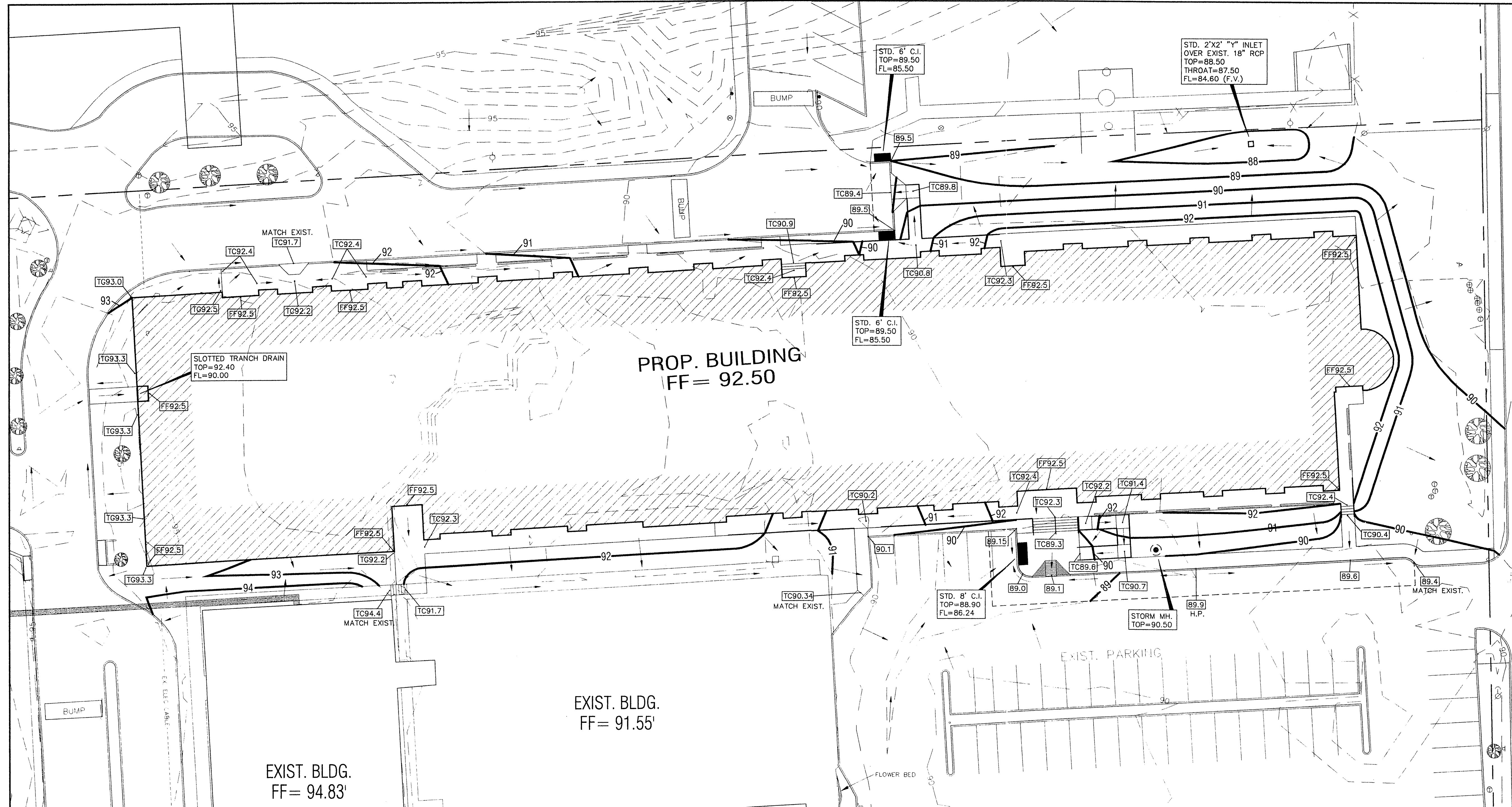
Issue Date: 28 FEB 2007

Sheet Title:

GRADING PLAN

Sheet No.:

C1.03



GENERAL NOTES

- SEE ARCHITECTURE PLANS FROM SBI ARCHITECTS FOR ALL DIMENSIONS, COORDINATES AND CONTROL POINTS.
- SEE SHEET C1.03 "GRADING PLAN" FOR ALL SPOT GRADES AND PAVEMENT CONTOURS.
- ALL WORK UNLESS OTHERWISE NOTED SHALL CONFORM TO THE STANDARD SPECIFICATIONS FOR PUBLIC WORKS CONSTRUCTION ISSUED BY THE NORTH CENTRAL TEXAS COUNCIL OF GOVERNMENTS, AND THE TOWN OF ADDISON PUBLIC WORKS DEPARTMENT STANDARD DETAILS AND SPECIFICATIONS FOR WATER AND SEWER FACILITIES.
- THE HORIZONTAL AND VERTICAL LOCATION OF EXISTING SUBSURFACE UTILITIES HAVE BEEN DETERMINED FROM DATA RECORDED BY OTHERS. IT WILL BE THE RESPONSIBILITY OF THE CONTRACTOR TO PROTECT ALL PUBLIC UTILITIES IN THE CONSTRUCTION OF THIS PROJECT.
- CONTRACTOR SHALL MAINTAIN ONE SET OF "AS-BUILT" DRAWINGS ON-SITE WHICH WILL BE SUBMITTED TO THE OWNER OR ENGINEER UPON COMPLETION OF THE PROJECT. "AS-BUILTS" SHALL DEPICT ALL DIFFERING CONSTRUCTION.
- CONTRACTOR SHALL CALL 1-800-DIG-TESS TO HAVE U.G. LSG, SWBT AND TU FACILITIES LOCATED.
- ALL WATER MAINS SHALL BE PVC C909, DR 18, CLASS 200.
- ALL SANITARY SEWER MAINS SHALL BE PVC SDR-35.
- CONTRACTOR IS RESPONSIBLE FOR COMPLIANCE WITH ALL FEDERAL, STATE AND LOCAL REGULATIONS REGARDING TRENCH SAFETY.
- FOR QUESTIONS REGARDING THE PROPOSED ELECTRIC SERVICE EASEMENT, PLEASE CONTACT STEVE LAUGHLIN AT TXU (972)323-8921.

WARNING !!!
 FIELD VERIFY EXISTING UNDERGROUND
 UTILITY LOCATIONS PRIOR TO
 CONSTRUCTION OR EXCAVATION.

LEGEND

+ETP600.0	EX. TOP OF PVMT.	⊗	WATER VALVE
+ETG600.0	EX. TOP OF GRND.	⊗	UTILITY BOX
+ETC600.0	EX. TOP OF CURB	⊗	WOOD BOLLARD
+600.0	FIN.FLR. SPOT ELEV.	⊗	GAS METER
TP600.0	TOP OF PAVEMENT	⊗	CURB INLET
TC600.0	TOP OF CONCRETE	⊗	GRATE INLET
TC600.0	TOP OF GROUND	⊗	FIRE HYDRANT
600.0	TOP OF CURB	⊗	WATER METER
650	PROP. GRADE LINE	⊗	STORM/SS MANHOLE
-650-	EX. GRADE LINE	⊗	TREE
FF	FINISHED FLOOR	⊗	LIGHT POLE
↑	GUY WIRE ANCHOR	⊗	SIGNAL POLE
⊗	POWER POLE	⊗	SIGNAL PULL BOX
P	STREET/CABLE SIGN	⊗	