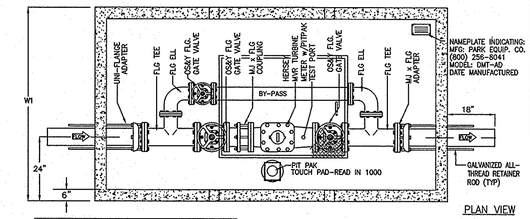


PLAN VIEW

| MODEL | SIZE | BY PASS | L1 | W1 | H1 | WEIGHT LBS |
|---|---|---|---|---|---|---|
| DMC-AD4 | 4" | 4" | 6'-8" | 5'-0" | 6'-0" | 14,000 |
| DMC-AD6 | 6" | 6" | 11'-0" | 6'-0" | 6'-0" | 22,500 |

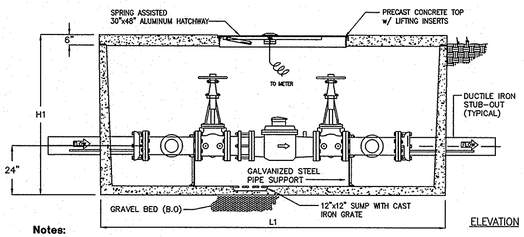


ELEVATION

**Notes:**

1. ALL CONCRETE SHALL BE CLASS 1 CONCRETE WITH DESIGN STRENGTH OF 4500 PSI AT 28 DAYS. UNIT IS OF MONOLITHIC CONSTRUCTION AT FLOOR AND FIRST STAGE OF WALL WITH SECTIONAL RISER TO REQUIRED DEPTH.

2. ALL REINFORCEMENT SHALL BE GRADE 60 REINFORCED. STEEL REBAR CONFORMING TO ASTM A615 OR REQUIRED CENTERS OR EQUAL.

3. ALL HATCHWAYS SHALL BE ¼" ALUMINUM DIAMOND PLATE COVER, WITH ¼" EXTRUDED ALUMINUM FRAME. HATCH TO BE FURNISHED WITH 316 STAINLESS STEEL SNAP LOCK & BRASS HINGES.

4. THE METER ASSEMBLY SHALL BE FACTORY ASSEMBLED IN VAULT & HYDROSTATICALLY TESTED PRIOR TO DELIVERY. PIPE, VALVES, AND FITTINGS OF THE ASSEMBLY SHALL BE IN ACCORDANCE WITH THE TOWN OF ADDISON WATER SYSTEM REQUIREMENTS.

4" AND 6" TURBINE WATER METERS
NTS

NOTES:
1. THE GENERAL DESIGN, SITE REQUIREMENTS, OPERATION, PAINTING, AND DELIVERY OF ALL FIRE HYDRANTS SHALL BE IN ACCORDANCE WITH THE TOWN OF ADDISON WATER SYSTEM REQUIREMENTS.
2. FIRE HYDRANT SHALL BE LOCATED A MINIMUM OF ONE FOOT (1') OUTSIDE OF THE AREA BETWEEN THE P.C.'S OF THE CORNER TURNING RADIUS AT INTERSECTIONS AND DRIVEWAYS (SEE PLAN VIEW).

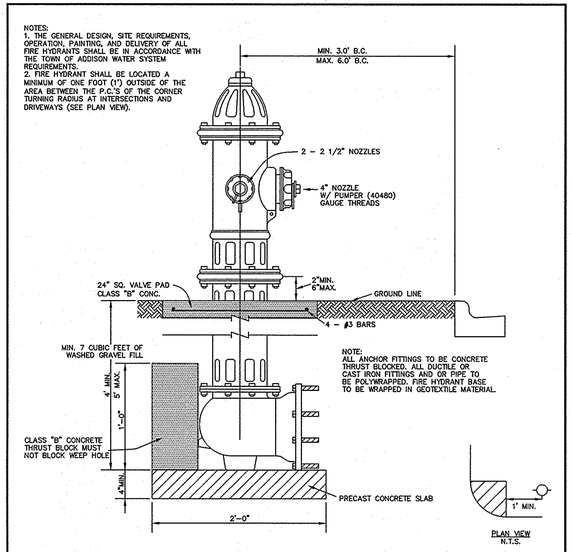


TYPICAL FIRE HYDRANT INSTALLATION
NTS

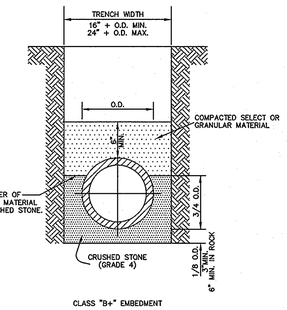


TYPICAL EMBEDMENT DETAIL
NTS

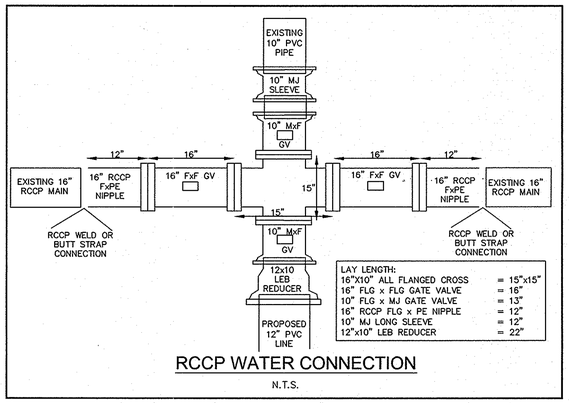


| LAY LENGTH: | |
|---|---|
| 16"X10" ALL FLANGED CROSS | = 15"x15" |
| 16" FLG x FLG GATE VALVE | = 16" |
| 10" FLG x MJ GATE VALVE | = 13" |
| 16" RCCP FLG x PE NIPPLE | = 12" |
| 10" MJ LONG SLEEVE | = 12" |
| 12"x10" LEB REDUCER | = 22" |

RCCP WATER CONNECTION
N.T.S.

**RECORD DRAWINGS (SEPTEMBER 2010)**

**INFORMATION PROVIDED BY:**
**Rogers-O'Brien Construction Company**

THESE DETAILS APPLY ONLY TO IMPROVEMENTS WITHIN THE TOWN OF ADDISON LIMITS. USE FILE 251D-1 DETAILS FOR IMPROVEMENTS WITHIN THE CITY OF DALLAS LIMITS.


Kimley-Horn and Associates, Inc.
5750 Genesis Court, Suite 200
Frisco, Texas 75034
Tel. No.(972) 335-3580
Fax No.(972) 335-3779
State of Texas Registration No. F-928


STATE OF TEXAS
DAVID K. KOCHALKA
87781
LICENSED
PROFESSIONAL ENGINEER
11/10/10

METHODIST HOSPITAL
FOR SURGERY
ADDISON, TEXAS
FILE NUMBER: 311T-7863

CONSTRUCTION DETAILS

Scale: AS SHOWN
Designed by: RCG
Drawn by: RCG
Checked by: DKK
Date: 11/5/09
Project No. 69302500

SHEET
C-21

IMAGES
XREFS: 1:c2537594=c2537596=UTILITY PLAN-XREF(OVERLAY)
PLOTTED BY BRASWELL, TREY 11/02/09 3:25 PM
LAYOUT: 1:PFD_CVSL.DWG
DWG NAME: U:\69302500-METHODIST ADDISON\DWG\PLANSET\CONST-DETL.DWG
SAVED: 11/02/09 3:24 PM