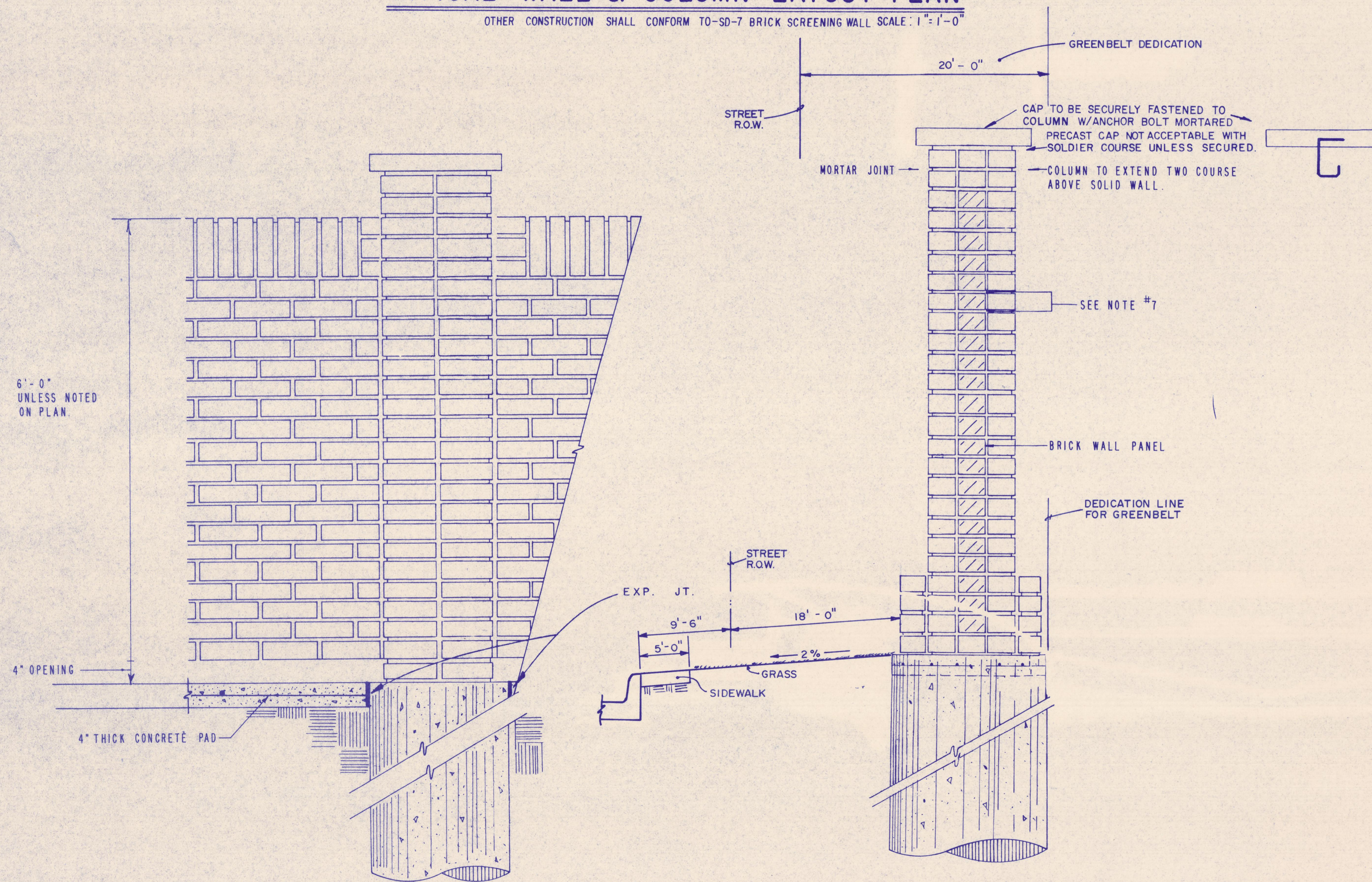


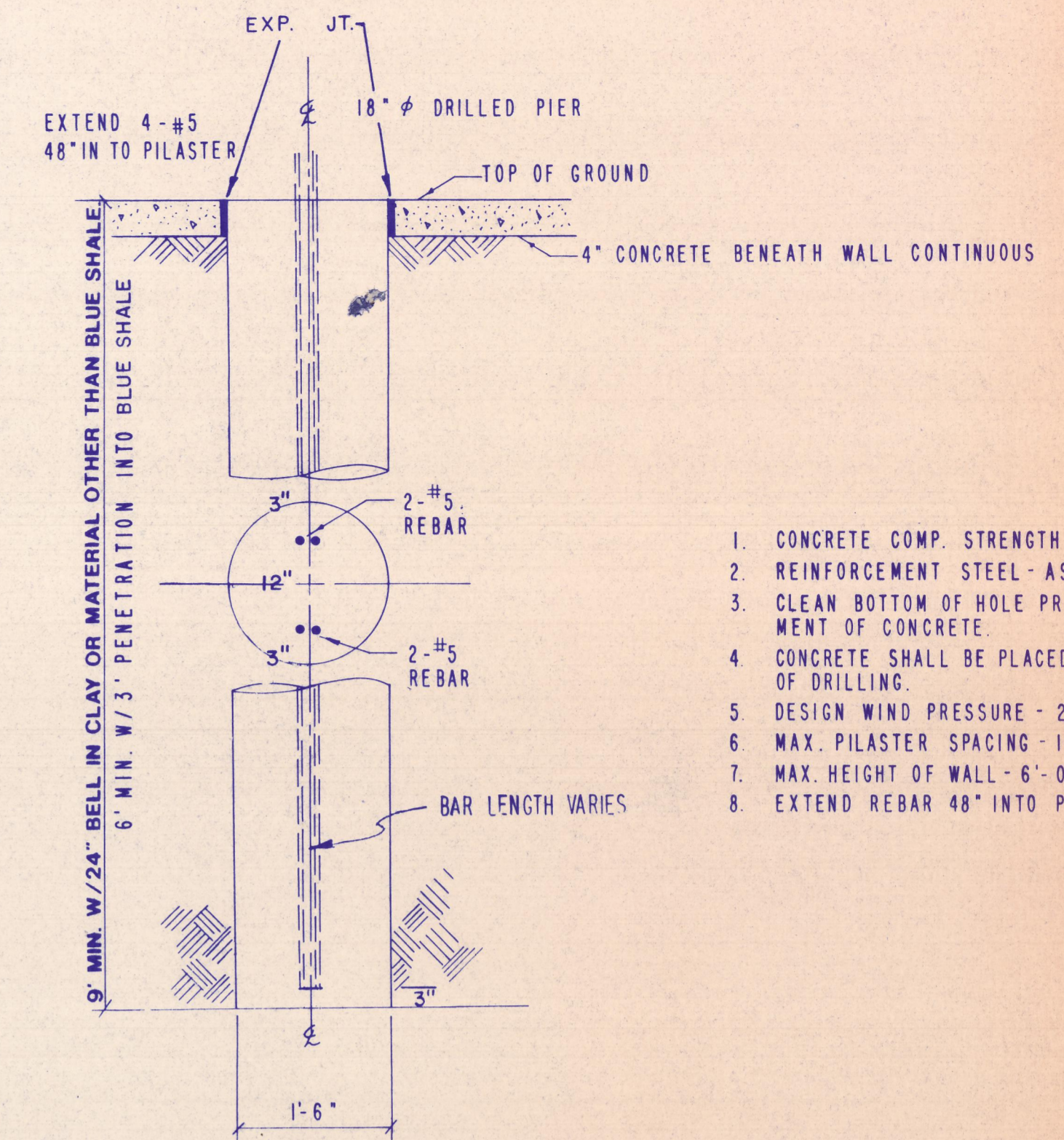
TYPICAL WALL & COLUMN LAYOUT PLAN

OTHER CONSTRUCTION SHALL CONFORM TO SD-7 BRICK SCREENING WALL SCALE: 1" = 1'-0"



ELEVATION

SCALE 1" = 1'-0"



PIER DETAIL

SCALE 3/4" = 1'-0"

1. CONCRETE COMP. STRENGTH - 4000 P.S.I.
2. REINFORCEMENT STEEL - ASTM A615 - GR 60.
3. CLEAN BOTTOM OF HOLE PRIOR TO PLACEMENT OF CONCRETE.
4. CONCRETE SHALL BE PLACED WITHIN 8 HOURS OF DRILLING.
5. DESIGN WIND PRESSURE - 20 PSF
6. MAX. PILASTER SPACING - 10'-0"
7. MAX. HEIGHT OF WALL - 6'-0"
8. EXTEND REBAR 48" INTO PILASTER AND COLUMN.

NOTES:


1. CONCRETE SHALL HAVE A MINIMUM COMPRESSIVE STRENGTH OF 4000 PSI AT 28 DAYS.
2. REINFORCING STEEL SHALL BE NEW BILLET STEEL CONFORMING TO THE REQUIREMENTS OF ASTM A-615-GR.60.
3. CONCRETE FOR DRILLED PIERS SHALL BE PLACED WITHIN 8 HOURS OF DRILLING PIER HOLES.
4. CONSTRUCTION SHALL BE IN ACCORDANCE WITH THE REQUIREMENTS OF THE "RECOMMENDED PRACTICE FOR ENGINEERED BRICK MASONRY" - BRICK INSTITUTE OF AMERICA.
5. USE #9 GAUGE 1-3/4" WIDE GALVANIZED LADDER WIRE TO EXTEND HORIZONTAL IN WALL PANEL DURAWALL CORP. EVERY COURSE.
6. #9 GAUGE WIRE FABRICATED AS SHOWN BETWEEN EACH COURSE OF COLUMN BRICK.
7. THE WALL SHALL BE A MINIMUM OF SIX FEET IN HEIGHT AS MEASURED FROM THE NEAREST ALLEY EDGE OR SIDEWALK GRADE, WHICHEVER IS HIGHER. THE COLOR OF THE WALL SHALL BE LIMITED TO EARTH-TONE COLORS, EXCLUDING GREY, GREEN AND WHITE. THE COLOR OF THE WALL SHALL BE UNIFORM ON EACH SIDE OF A THOROUGHFARE FOR THE ENTIRE LENGTH BETWEEN TWO INTERSECTING TYPE A, B, OR C THOROUGHFARES, UNLESS OTHERWISE APPROVED BY THE ENGINEERING DEPARTMENT. THE FINISH OF THE WALL SHALL BE CONSISTENT ON ALL SURFACES.

NCT STANDARD SPECIFICATIONS	S. A. S. 10-5-87
NO. REVISION	BY DATE

PUBLIC WORKS
DEPARTMENT OF ENGINEERING
STANDARD CONSTRUCTION DETAILS
PAVING
THIN WALL BRICK
SCREENING WALL

APPROVED _____

DATE: SEPT., 1991



May 14, 1993