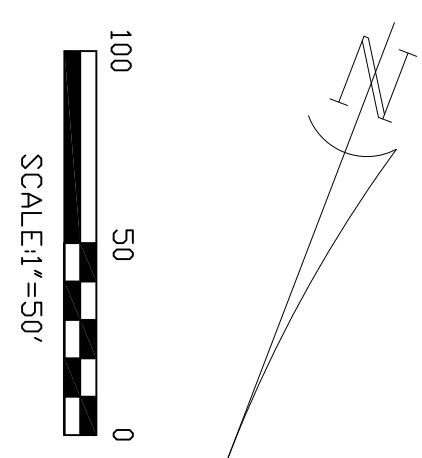
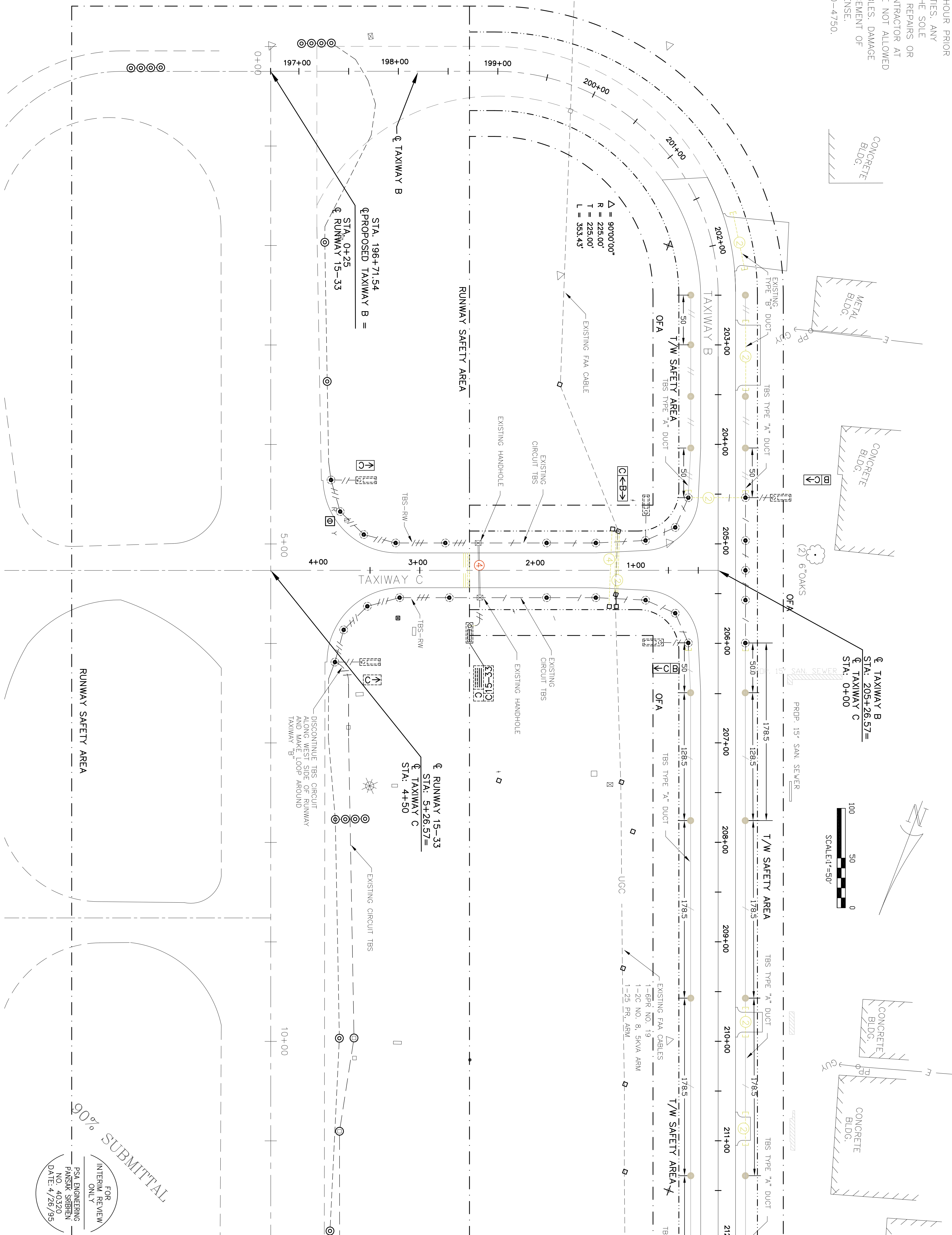


CAUTION: UNDERGROUND UTILITIES

CONTACT UTILITY COMPANIES AND FAA 48 HOUR PRIOR TO CONSTRUCTION FOR LOCATION OF UTILITIES. ANY DAMAGE TO EXISTING FACILITIES WILL BE THE SOLE RESPONSIBILITY OF THE CONTRACTOR. ANY REPAIRS OR DAMAGES SHALL BE PAID FOR BY THE CONTRACTOR AT NO EXPENSE TO THE OWNER. SPLICES ARE NOT ALLOWED IN FAA INSTRUMENT LANDING SYSTEMS CABLES. DAMAGE TO THESE CABLES WILL RESULT IN REPLACEMENT OF THE ENTIRE CABLE AT CONTRACTOR'S EXPENSE.
CALL FAA AT 214-239-4042 OR 214-490-4750.
FAX 214-490-7324.

LEGEND	
○	POWER POLE
⊕	FIRE HYDRANT
*	STROBE LIGHT
—E—	OVERHEAD ELECTRIC
—W—	WATER VALVE
—G—	GUY WIRE
⊠	ELECTRIC BOX
⊥	SIGN
⊞	UNDER GRD CABLE MARKER
+	BORING HOLE LOCATION
□	DISTANCE TO GO SIGN
□	CONC. PAD
□	CONCRETE PAVEMENT
⊞	EXIST GUIDANCE SIGN
—	NEW T/W CIRCUIT
—	EXISTING R/W CIRCUIT
—	EXISTING T/W CIRCUIT
⊙	EXISTING T/W LIGHT
⊙	EXISTING RUNWAY LIGHT
○	EXISTING MANHOLE
○	L-381T MNT(BLU/TAXIWAY LIGHT BASE MOUNTED(NEW))
○	NEW MANHOLE
⊞	L-390C R/W INPAV LT (WHITE/WHITE-YELLOW)
⊞	EXISTING HANDHOLE
⊞	EXISTING DUCT BANK
⊞	2-4" PVC DUCTS *
⊞	1-2" PVC DUCT *
⊞	DUCT MARKER
⊞	5' STUBOUT & CAP

* NUMBER IN CIRCLE INDICATES SIZE OF CONDUIT. LINES INDICATE NUMBER OF DUCTS.



MATCH LINE — SEE SHEET 5


DESIGN: E.W.C.
DRAWN: W.C.B.
CHECKED: E.S.A.
SCALE: 1" = 50'

AIP NO: 3-48-0063-02
BID NO: 95-18
JOB NO: E708024.70

Date	Revisions	By

Greiner Inc.
Greiner, Inc.
Fort Worth, Texas

ASA ENGINEERING
DALAS, TEXAS 75287



ADDISON AIRPORT

TAXIWAY "B" LIGHTING LAYOUT - STA. 201+50 TO 212+00

FOR INTERIM REVIEW ONLY
PSA ENGINEERING
PAMSAK SRIBHEN
NO. 40320
DATE: 4/26/95

60% SUBMITTAL