
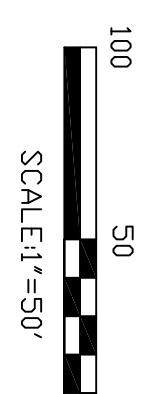
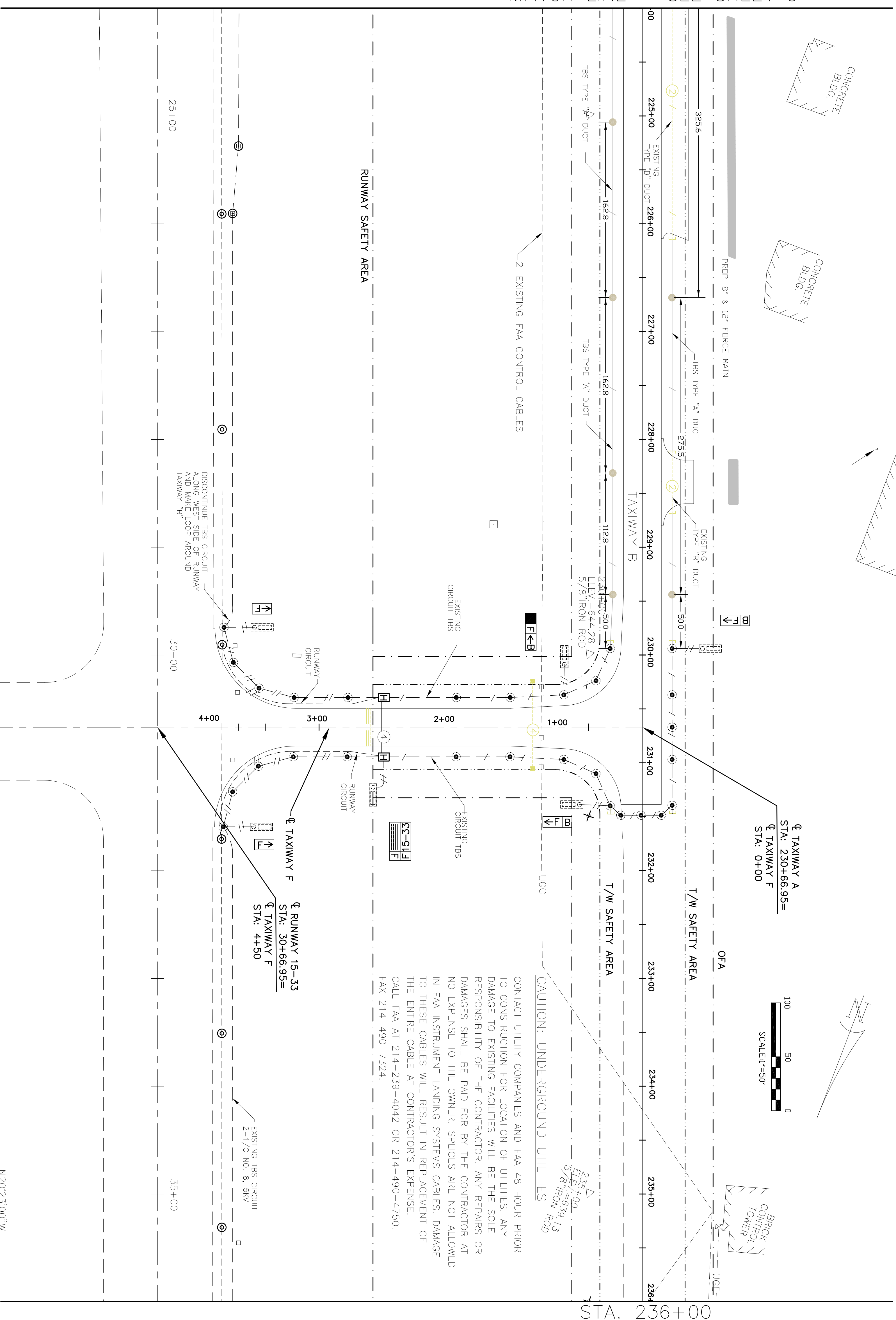


MATCH LINE - SEE SHEET 5



CAUTION: UNDERGROUND UTILITIES

CONTACT UTILITY COMPANIES AND FAA 48 HOUR PRIOR TO CONSTRUCTION FOR LOCATION OF UTILITIES. ANY DAMAGE TO EXISTING FACILITIES WILL BE THE SOLE RESPONSIBILITY OF THE CONTRACTOR. ANY REPAIRS OR DAMAGES SHALL BE PAID FOR BY THE CONTRACTOR AT NO EXPENSE TO THE OWNER. SPLICES ARE NOT ALLOWED IN FAA INSTRUMENT LANDING SYSTEMS CABLES. DAMAGE TO THESE CABLES WILL RESULT IN REPLACEMENT OF THE ENTIRE CABLE AT CONTRACTOR'S EXPENSE.

CALL FAA AT 214-239-4042 OR 214-490-4750.
FAX 214-490-7324.

LEGEND	
⊙	POWER POLE
⊕	FIRE HYDRANT
*	STROBE LIGHT
—E—	OVERHEAD ELECTRIC
△	WATER VALVE
←	GUY WIRE
⊠	ELECTRIC BOX
+	SIGN
□	UNDER GRD CABLE MARKER
+	BORING HOLE LOCATION
□	DISTANCE TO GO SIGN
□	CONC PAD
□	CONCRETE PAVEMENT
⊠	EXIST GUIDANCE SIGN
---	NEW T/W CIRCUIT
---	EXISTING R/W CIRCUIT
---	EXISTING T/W CIRCUIT
⊙	EXISTING T/W LIGHT
⊙	EXISTING RUNWAY LIGHT
⊙	EXISTING MANHOLE
●	L-BRIT WITH (BLUE) TAXIWAY LIGHT BASE (MOUNTED/NEW)
●	NEW HANDHOLE
⊠	(MOUNTED R/W) (NEW) (L) (M)
⊠	EXISTING HANDHOLE
---	EXISTING DUCT BANK
---	2-4" PVC DUCTS *
---	1-2" PVC DUCT *
■	DUCT MARKER
⊠	5' STUBOUT & CAP

* NUMBER IN CIRCLE INDICATES SIZE OF CONDUIT. LINES INDICATE NUMBER OF DUCTS.

RUNWAY SAFETY AREA

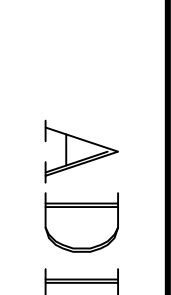
N20°23'00"W
7000.00'

DESIGN: **E.W.C.**
DRAWN: **W.C.B.**
CHECKED: **E.S.A.**
SCALE: **1" = 50'**

APP. NO. **3-48-0063-07**
BID NO. **95-18**
JOB NO. **E700024.70**

Greiner Inc.
Greiner, Inc.
Fort Worth, Texas

ASA
ENGINEERING
DALLAS, TEXAS 75287



ADDISON AIRPORT

TAXIWAY "B" LIGHTING LAYOUT - STA. 224+00 TO 236+00

SHEET 6
DATE: APR. 1995

90% SUBMITTAL

FOR INTERIM REVIEW ONLY

PSA ENGINEERING
PARSAK SRIBHEN
NO. 40320
DATE: 4/26/95