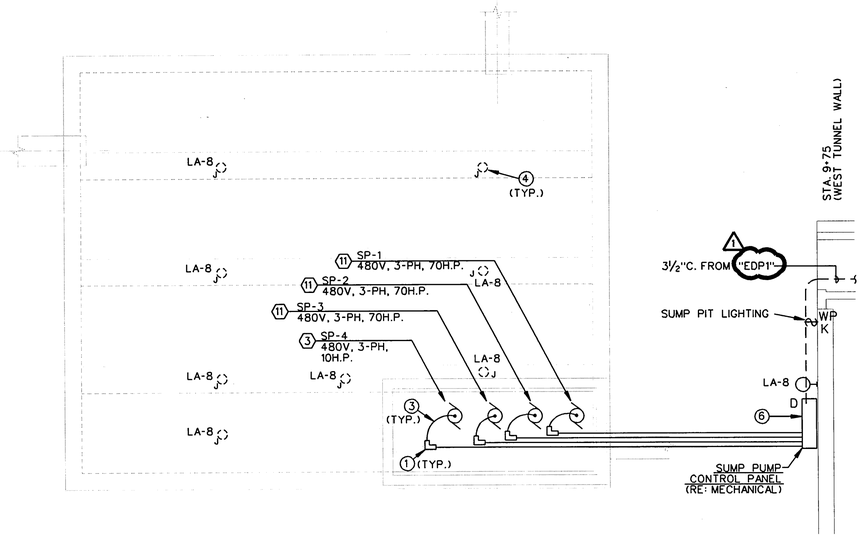

1 E164 WEST SUMP PIT PLAN
SCALE: 3/16" = 1'-0"

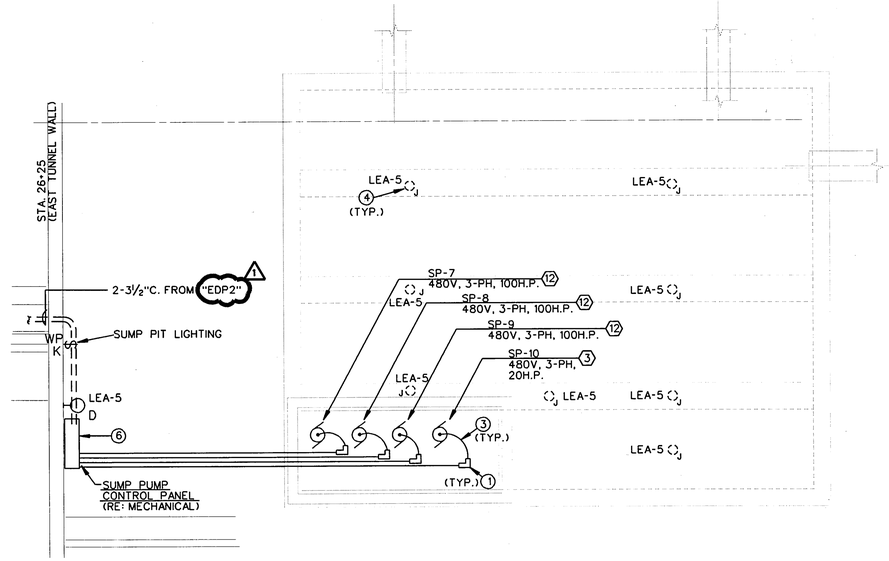

2 E164 EAST SUMP PIT PLAN
SCALE: 3/16" = 1'-0"

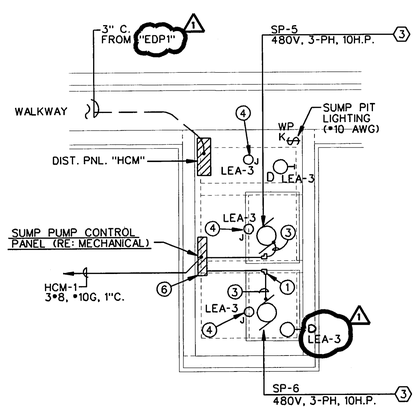

3 E164 CENTER SUMP PIT NICHE PLAN
NO SCALE

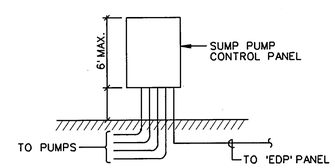

3 E164 SUMP PUMP CONTROL PANEL
NO SCALE

KEY NOTES: (SUMP PIT PLANS ONLY)

1. GASKETED CONDUIT BODY FOR TRANSITION FROM RIGID GALVANIZED CONDUIT TO LIQUID TIGHT FLEXIBLE NON-METALIC CONDUIT.
2. MAINTAIN WORKING CLEARANCES BETWEEN TUNNEL APPURTANCES AND FRONT OF ELECTRICAL EQUIPMENT IN ACCORDANCE WITH N.E.C.
3. LIQUID TIGHT CONDUIT FASTENED TO SURFACE MOUNTED BRACKETS AND EXTENDED UP TO STARTER/DISCONNECT.
4. CEILING SERFACE MOUNTED SUMP PIT LIGHTING FIXTURE TYPE "J", TYPICAL.
5. NOT USED.
6. SUMP PUMP CONTROL PANEL AND COMBINATION MOTOR STARTERS/ DISCONNECTS PROVIDED BY MECHANICAL CONTRACTOR: RE: MECHANICAL DRAWINGS.

STATE OF TEXAS
LEOPOLDO F. RIOS
58272
LICENSED
PROFESSIONAL ENGINEER

2/12/97

THE SEAL APPEARING ON THIS DOCUMENT WAS AUTHORIZED BY LEOPOLDO F. RIOS, P.E., 58272 ON SEPTEMBER 9, 1996

FINAL RECORD DRAWING
Date: 12/25/99

No.	REVISION	BY	DATE
1	GEN. SETS	LR	2/7/97

TEXAS TURNPIKE AUTHORITY

ADDISON AIRPORT TUNNEL

PARTIAL PLANS/DETAILS

HDR Engineering, Inc.

SECTION XIII

DRAWN: WTD DATE: 12/05/96 DESIGNED: LR DATE: 08/28/96
CHECKED: BL DATE: 08/28/96 SCALE: AS SHOWN

CONTRACT No. DNT-260 SHEET E164 OF 166

FILE: p:\addtun\dgn\adtuel12.dgn
DATE: 23-Apr-96 20:01