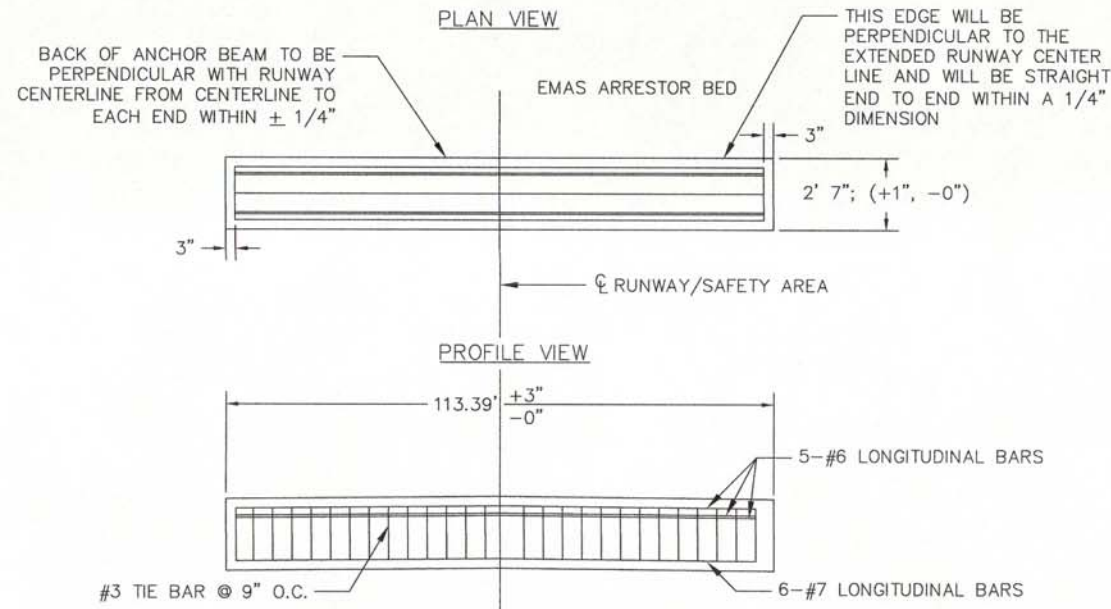
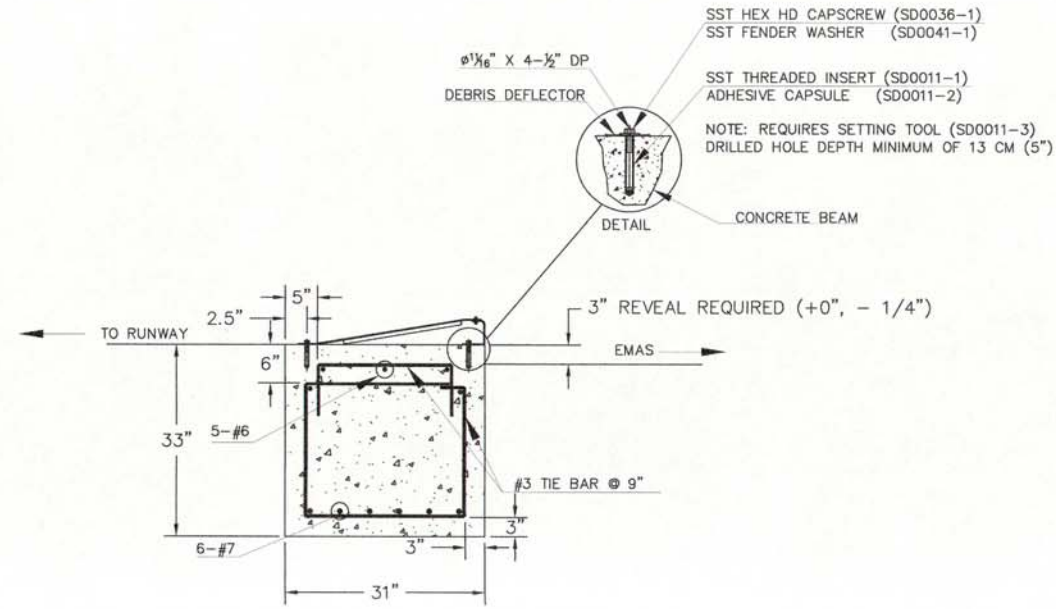


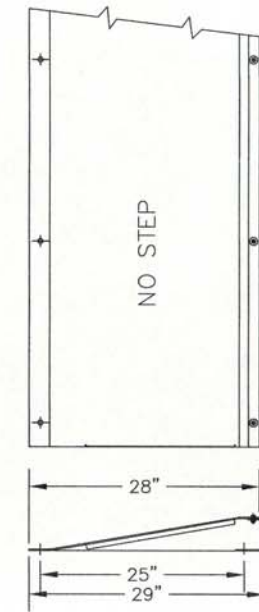
File: \\EMAS_2\Airport Engineering & Safety\Civil Engineering\U.S. Airports\Addison, TX (Waco)\Drawings\Final Drawings\ADS RW 15 DE EMAS Profile n Details.dwg Last Save: 11/15/2013 8:30 AM Last saved by: Mmccanally
 Last Plotted By: Tim Buzanski Plot Style: AECmonochrome.ctb Plot Scale: 1:0.4265 Plot Date: 11/15/2013 5:01 PM Plotter: eplot; DWG To PDF.pc3



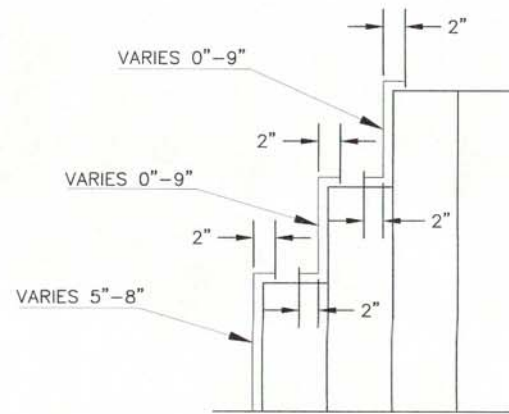
CONCRETE ANCHOR BEAM REBAR DETAIL
 ALL BARS SHALL BE ASTM-A615, GRADE 60 (TYP.)
 SEE P-610 IN SPEC FOR MORE INFO
 SCALE: N.T.S.



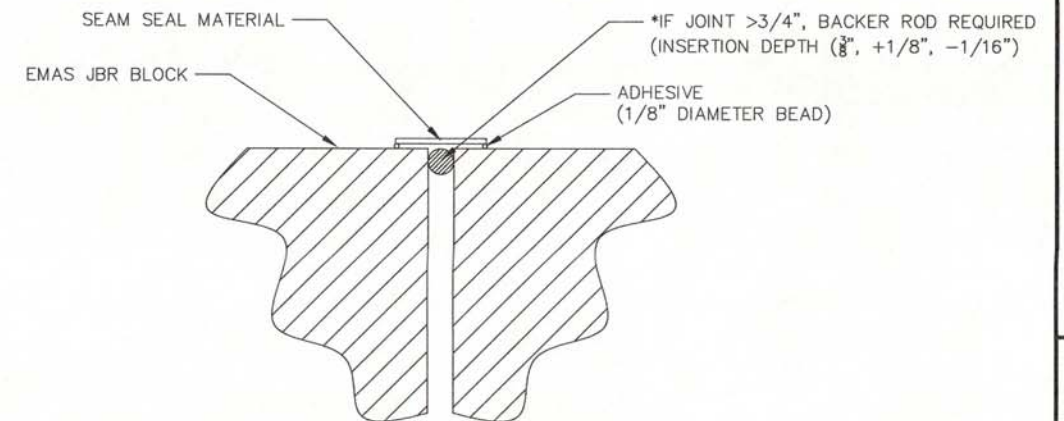
CONCRETE ANCHOR BEAM DETAIL
 ALL BARS SHALL BE ASTM-A615, GRADE 60 (TYP.)
 SEE P-610 IN SPEC FOR MORE INFO
 SCALE: N.T.S.



TYP. DEBRIS DEFLECTOR ASSEMBLY
 NOTE: ESCO WILL SUPPLY A METAL DRILL
 PLATE FOR ALIGNING DRILLED HOLES
 SCALE: N.T.S.



TYP. SIDE COATING
 ESCO WILL SUPPLY SPECIALTY TAPE & ADHESIVE.
 SIDE COATING APPLIED TO VERTICAL SURFACES.
 SCALE: N.T.S.



TYP. SEAM SEAL JOINT
 ESCO WILL SUPPLY SPECIALTY MATERIAL & ADHESIVE.
 SEAM SEAL APPLIED TO HORIZONTAL SURFACES.
 SCALE: N.T.S.



REGISTRATION NO.
F-5713



Digitally Signed 11/07/2013

REV.	DATE	DESCRIPTION

Addison Airport
 ADDISON AIRPORT
 ADDISON, TEXAS
 RUNWAY 33 RSA IMPROVEMENTS

EMAS DETAILS

JOB NO.: 13081100
 DATE: SEPT. 2013
 DESIGNED BY: HKD
 DRAWN BY: TMB

BAR IS ONE INCH ON ORIGINAL DRAWING
 IF NOT ONE INCH ON THIS SHEET, ADJUST SCALES ACCORDINGLY.

DRAWING NUMBER
C-104

SHEET NUMBER
21