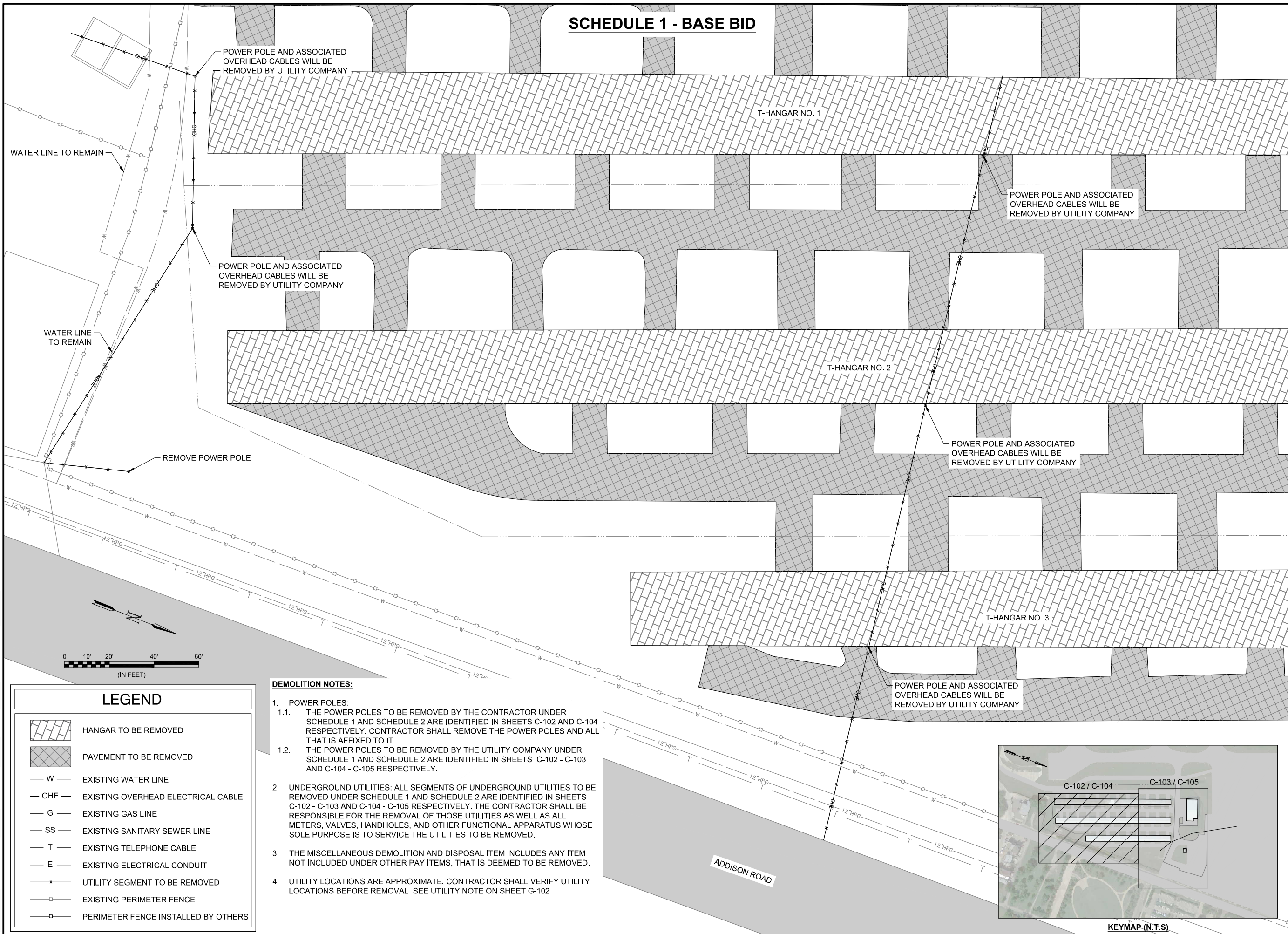
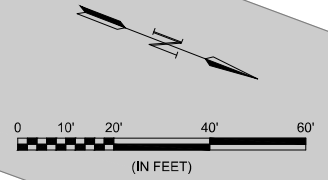


SCHEDULE 1 - BASE BID



MATCHLINE SEE SHEET C-103

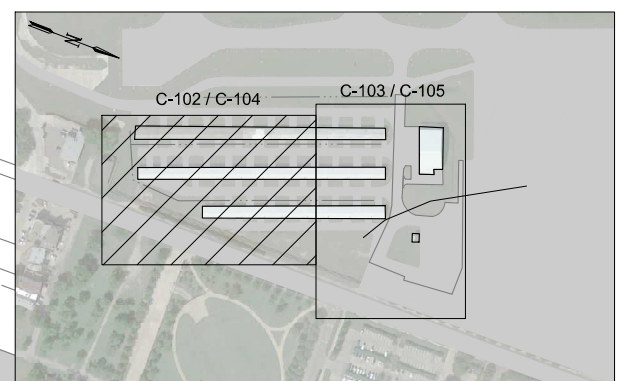


LEGEND

- HANGAR TO BE REMOVED
- PAVEMENT TO BE REMOVED
- EXISTING WATER LINE
- EXISTING OVERHEAD ELECTRICAL CABLE
- EXISTING GAS LINE
- EXISTING SANITARY SEWER LINE
- EXISTING TELEPHONE CABLE
- EXISTING ELECTRICAL CONDUIT
- UTILITY SEGMENT TO BE REMOVED
- EXISTING PERIMETER FENCE
- PERIMETER FENCE INSTALLED BY OTHERS

DEMOLITION NOTES:

1. POWER POLES:
 - 1.1. THE POWER POLES TO BE REMOVED BY THE CONTRACTOR UNDER SCHEDULE 1 AND SCHEDULE 2 ARE IDENTIFIED IN SHEETS C-102 AND C-104 RESPECTIVELY. CONTRACTOR SHALL REMOVE THE POWER POLES AND ALL THAT IS AFFIXED TO IT.
 - 1.2. THE POWER POLES TO BE REMOVED BY THE UTILITY COMPANY UNDER SCHEDULE 1 AND SCHEDULE 2 ARE IDENTIFIED IN SHEETS C-102 - C-103 AND C-104 - C-105 RESPECTIVELY.
2. UNDERGROUND UTILITIES: ALL SEGMENTS OF UNDERGROUND UTILITIES TO BE REMOVED UNDER SCHEDULE 1 AND SCHEDULE 2 ARE IDENTIFIED IN SHEETS C-102 - C-103 AND C-104 - C-105 RESPECTIVELY. THE CONTRACTOR SHALL BE RESPONSIBLE FOR THE REMOVAL OF THOSE UTILITIES AS WELL AS ALL METERS, VALVES, HANDHOLES, AND OTHER FUNCTIONAL APPARATUS WHOSE SOLE PURPOSE IS TO SERVICE THE UTILITIES TO BE REMOVED.
3. THE MISCELLANEOUS DEMOLITION AND DISPOSAL ITEM INCLUDES ANY ITEM NOT INCLUDED UNDER OTHER PAY ITEMS, THAT IS DEEMED TO BE REMOVED.
4. UTILITY LOCATIONS ARE APPROXIMATE. CONTRACTOR SHALL VERIFY UTILITY LOCATIONS BEFORE REMOVAL. SEE UTILITY NOTE ON SHEET G-102.



KEYMAP (N.T.S.)

File: I:\2018\18081100 - ads on call services\Drawings\RECORD\SEC Demolition\Full.dwg - ssm - standard\ADS-SEC-C102-DP-DEMOL.dwg Last Save: 6/8/2018 11:18 AM Last saved by: MSLiang
Last plotted by: Lang, Madison S. Plot Style: AECmonochrome.ctb Plot Date: 6/8/2018 11:24 AM Plotter used: None



REGISTRATION NO.
F-5713

RECORD DRAWINGS
(JUNE 2018)

REV.	DATE	DESCRIPTION

ADDISON AIRPORT
ADDISON, TEXAS

**SEQ AREA BUILDING,
PAVEMENT, AND UTILITY DEMOLITION**

**UTILITY DEMOLITION
PLAN I - SCHEDULE 1**

JOB NO.: 17081100
DATE: JUNE, 2017
DESIGNED BY: KKR
DRAWN BY: KKR

BAR IS ONE INCH ON ORIGINAL DRAWING
0 1" IF NOT ONE INCH ON THIS SHEET, ADJUST SCALES ACCORDINGLY.

DRAWING NUMBER
C-102

SHEET NUMBER
11