

SCHEDULE 2 - BASE BID

DEMOLITION NOTES:

1. POWER POLES:
 - 1.1. THE POWER POLES TO BE REMOVED BY THE CONTRACTOR UNDER SCHEDULE 1 AND SCHEDULE 2 ARE IDENTIFIED IN SHEETS C-102 AND C-104 RESPECTIVELY. CONTRACTOR SHALL REMOVE THE POWER POLES AND ALL THAT IS AFFIXED TO IT.
 - 1.2. THE POWER POLES TO BE REMOVED BY THE UTILITY COMPANY UNDER SCHEDULE 1 AND SCHEDULE 2 ARE IDENTIFIED IN SHEETS C-102 - C-103 AND C-104 - C-105 RESPECTIVELY.
2. UNDERGROUND UTILITIES: ALL SEGMENTS OF UNDERGROUND UTILITIES TO BE REMOVED UNDER SCHEDULE 1 AND SCHEDULE 2 ARE IDENTIFIED IN SHEETS C-102 - C-103 AND C-104 - C-105 RESPECTIVELY. THE CONTRACTOR SHALL BE RESPONSIBLE FOR THE REMOVAL OF THOSE UTILITIES AS WELL AS ALL METERS, VALVES, HANDHOLES, AND OTHER FUNCTIONAL APPARATUS WHOSE SOLE PURPOSE IS TO SERVICE THE UTILITIES TO BE REMOVED.
3. THE MISCELLANEOUS DEMOLITION AND DISPOSAL ITEM INCLUDES ANY ITEM NOT INCLUDED UNDER OTHER PAY ITEMS, THAT IS DEEMED TO BE REMOVED.
4. UTILITY LOCATIONS ARE APPROXIMATE. CONTRACTOR SHALL VERIFY UTILITY LOCATIONS BEFORE REMOVAL. SEE UTILITY NOTE ON SHEET G-102.



REGISTRATION NO.
F-5713

RECORD DRAWINGS
(JUNE 2018)

REV.	DATE	DESCRIPTION	BY



ADDISON AIRPORT
ADDISON, TEXAS

SEQ AREA BUILDING,
PAVEMENT, AND UTILITY DEMOLITION

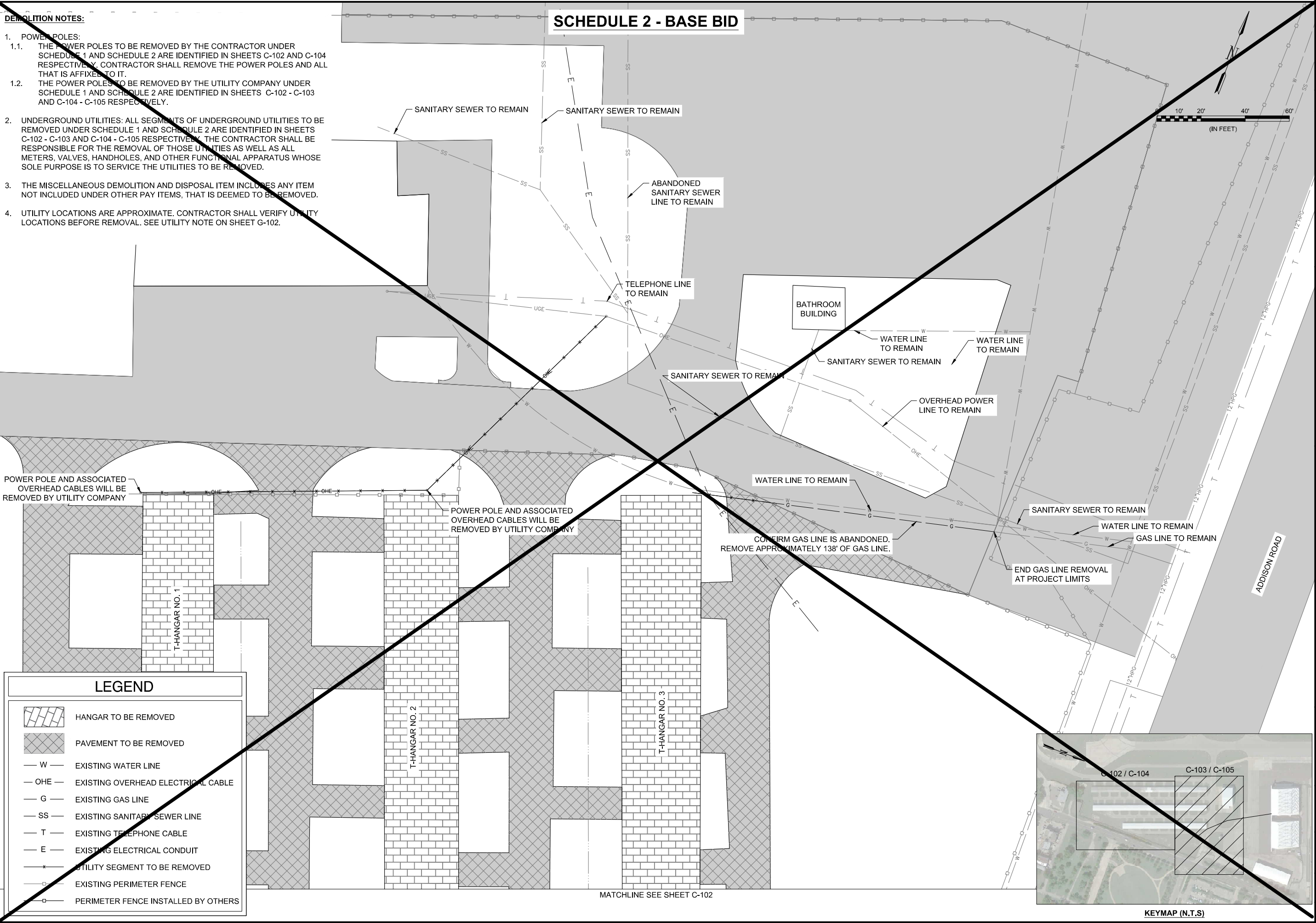
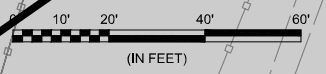
UTILITY DEMOLITION
PLAN II - SCHEDULE 2

JOB NO.: 17081100
DATE: JUNE, 2017
DESIGNED BY: KKR
DRAWN BY: KKR

BAR IS ONE INCH ON
ORIGINAL DRAWING
0 1"
IF NOT ONE INCH ON
THIS SHEET, ADJUST
SCALES ACCORDINGLY.

DRAWING NUMBER
C-105

SHEET NUMBER
14



POWER POLE AND ASSOCIATED OVERHEAD CABLES WILL BE REMOVED BY UTILITY COMPANY

POWER POLE AND ASSOCIATED OVERHEAD CABLES WILL BE REMOVED BY UTILITY COMPANY

WATER LINE TO REMAIN

CONFIRM GAS LINE IS ABANDONED. REMOVE APPROXIMATELY 138' OF GAS LINE.

SANITARY SEWER TO REMAIN

WATER LINE TO REMAIN

GAS LINE TO REMAIN

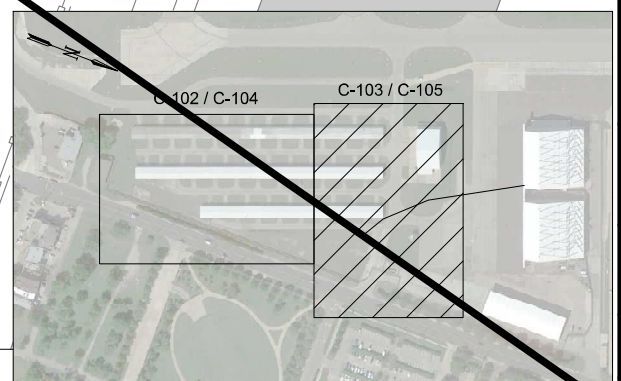
END GAS LINE REMOVAL AT PROJECT LIMITS

ADDISON ROAD

MATCHLINE SEE SHEET C-102

LEGEND

- HANGAR TO BE REMOVED
- PAVEMENT TO BE REMOVED
- EXISTING WATER LINE
- EXISTING OVERHEAD ELECTRICAL CABLE
- EXISTING GAS LINE
- EXISTING SANITARY SEWER LINE
- EXISTING TELEPHONE CABLE
- EXISTING ELECTRICAL CONDUIT
- UTILITY SEGMENT TO BE REMOVED
- EXISTING PERIMETER FENCE
- PERIMETER FENCE INSTALLED BY OTHERS



File: I:\2018\18081100 - ads on call services\Drawings\RECORD\SEQ Demolition\seq-full demo_ssm - standard\ADS-SEC-C102DP-DEMO.dwg Last Save: 6/8/2018 11:18 AM Last saved by: MSLiang
 Last plotted by: Lang, Madison S. Plot Style: AECmonochrome.ctb Plot Date: 6/8/2018 11:25 AM Plotter Used: None