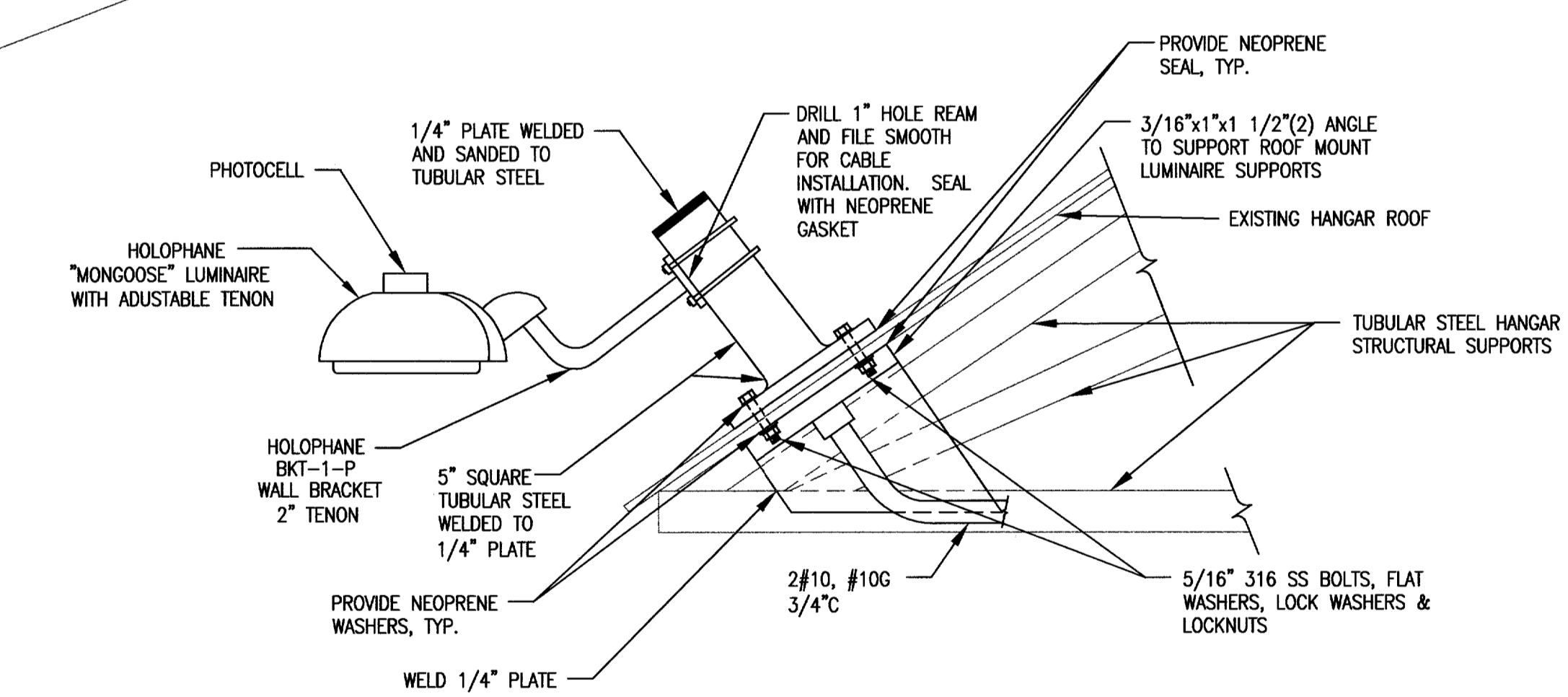
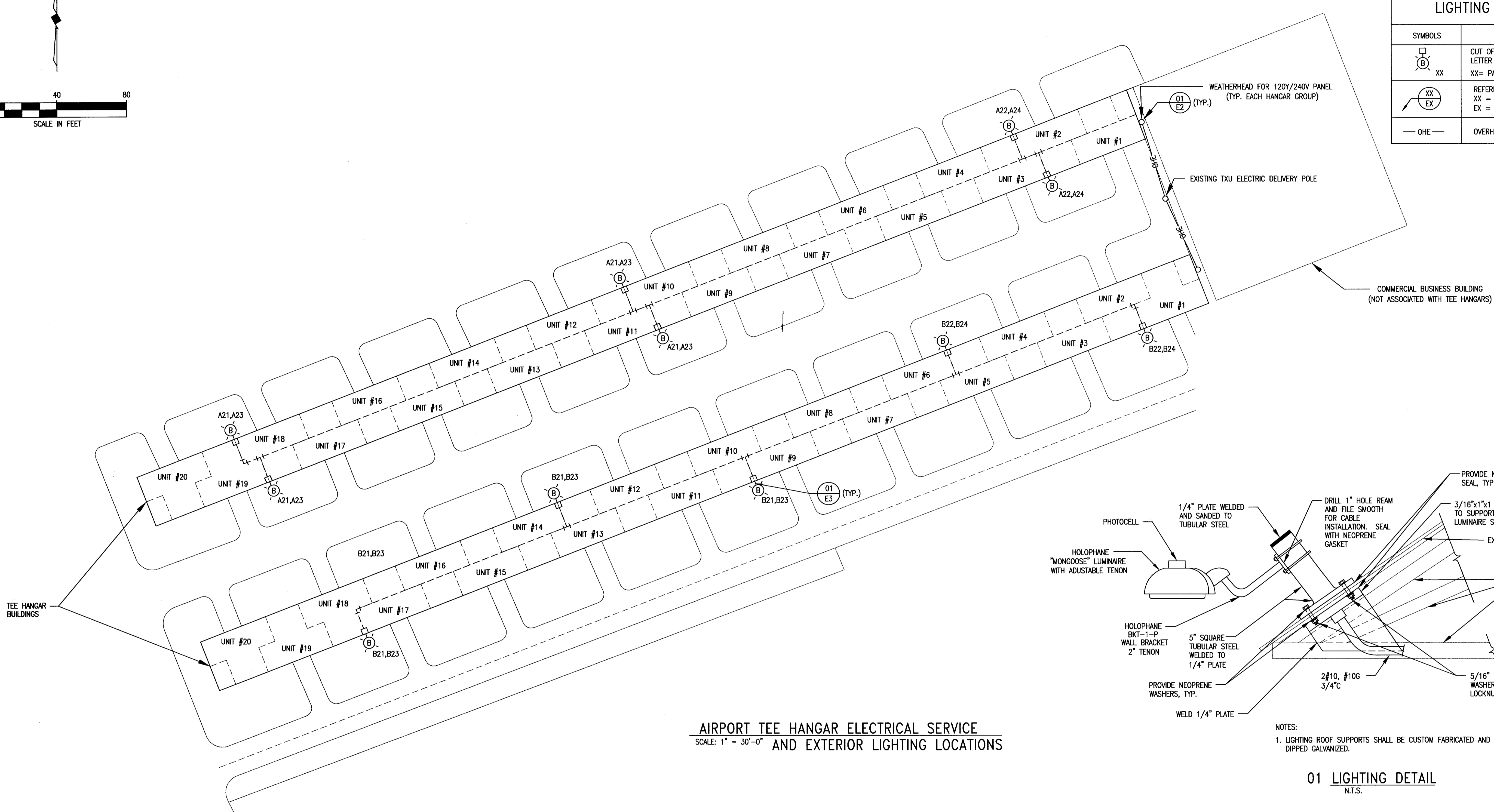


LIGHTING LEGEND	
SYMBOLS	DESCRIPTION
	CUT OFF HID FIXTURE LETTER IN FIXTURE DENOTES TYPE XX= PANEL, CKT. #
	REFERENCE DETAIL SYMBOL XX = DETAIL NUMBER EX = ELECTRICAL SHEET NUMBER
	OVERHEAD ELECTRIC DISTRIBUTION



NOTES:
1. LIGHTING ROOF SUPPORTS SHALL BE CUSTOM FABRICATED AND HOT DIPPED GALVANIZED.


**AIRPORT TEE HANGAR ELECTRICAL SERVICE
AND EXTERIOR LIGHTING LOCATIONS**

SCALE: 1" = 30'-0"

01 LIGHTING DETAIL
N.T.S.

VERIFY SCALE
Bar is one inch on original drawing.
0 1
If not one inch on this sheet, adjust scale accordingly.

THESE DOCUMENTS ARE FOR BIDDING, CONSTRUCTION, AND PERMIT PURPOSES.
Joseph J. Kotrla
DATE: 1-18-05



TOWN OF ADDISON, TEXAS

ADDISON AIRPORT TEE HANGAR LIGHTING HANGAR ROOF LIGHTING PLAN

McCREARY & ASSOCIATES, INC.
CONSULTING ENGINEERS
6310 LBJ FREEWAY SUITE 217 DALLAS, TEXAS 75240
972/458-8745
972/458-8745

DESIGNED BY: W.H.G.	PROJECT: 97 180	SHEET NO. E3
DRAWN BY: M.E.G.	DATE: JANUARY, 2005	OF E7 SHEETS