


INDEX OF DRAWINGS	
SHEET NO.	DESCRIPTION
1	TITLE SHEET AND LOCATION MAP
2	AIRPORT LAYOUT PLAN
3-4	SUMMARY OF QUANTITIES
5	PHASING PLAN
6	TYPICAL SECTIONS
7	PAVING DETAILS
8	DRAINAGE AREA MAP
9	HORIZONTAL CONTROL LAYOUT
10	TAXIWAY "A" EXT. PLAN AND PROFILE SHEET
11-13	NEW SERVICE ROAD PLAN AND PROFILE SHEETS
14	RUN-UP APRON PLAN SHEET
15-18A	RUN-UP APRON PROFILE & CROSS SECTIONS
19	DRAINAGE DETAILS
20-22	JUNCTION BOX DETAILS
23	HORIZONTAL INLET TYPE H
24	GRATE DETAILS TYPE H
25	MANHOLE DETAILS TYPE M
26	CONCRETE HEADWALLS FOR PIPE CULVERTS
27	MISCELLANEOUS DETAILS
28	FENCING DETAILS
29	BORING LOGS
30	UTILITY PLAN
31	MARKING PLAN AND DETAILS
32-33	AIRFIELD LIGHTING IMPROVEMENTS
34	LOCALIZER SHELTER RELOCATION
35	AIRFIELD LIGHTING INSTALLATION DETAILS
36	CABLE AND CONDUIT DETAILS
37	AIRFIELD GUIDANCE SIGN DETAILS
38	MANHOLE AND HANDHOLE DETAILS
39-40	TAXIWAY "A" CROSS SECTIONS
41	TAXIWAY "C" CROSS SECTIONS
42-45	NEW SERVICE ROAD CROSS SECTIONS
46-47	BASELINE "A" CROSS SECTIONS



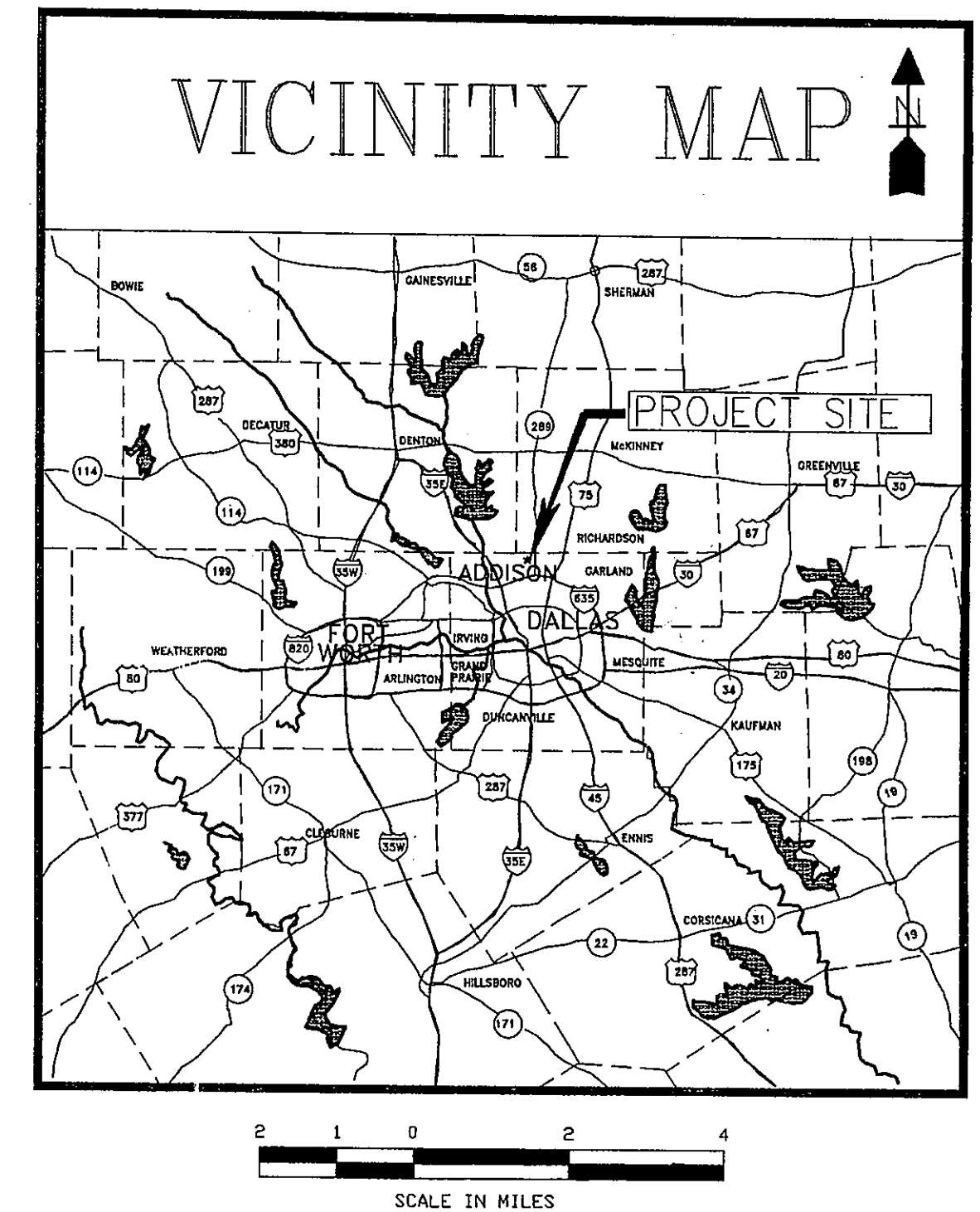
# CONSTRUCT RUNUP APRON, TAXIWAY EXTENSION, SERVICE ROAD AND DRAINAGE IMPROVEMENTS

ADDISON AIRPORT

BID NUMBER: 94-33

A.I.P. PROJECT NO. 3-48-0063-06

MAY, 1994



**Greiner, Inc.** IN ASSOCIATION WITH:  
FORT WORTH, TEXAS PSA ENGINEERING, INC.  
ENGINEERS ARCHITECTS PLANNERS

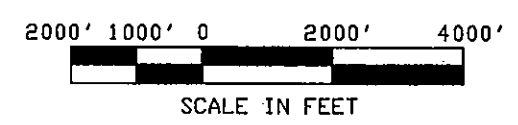
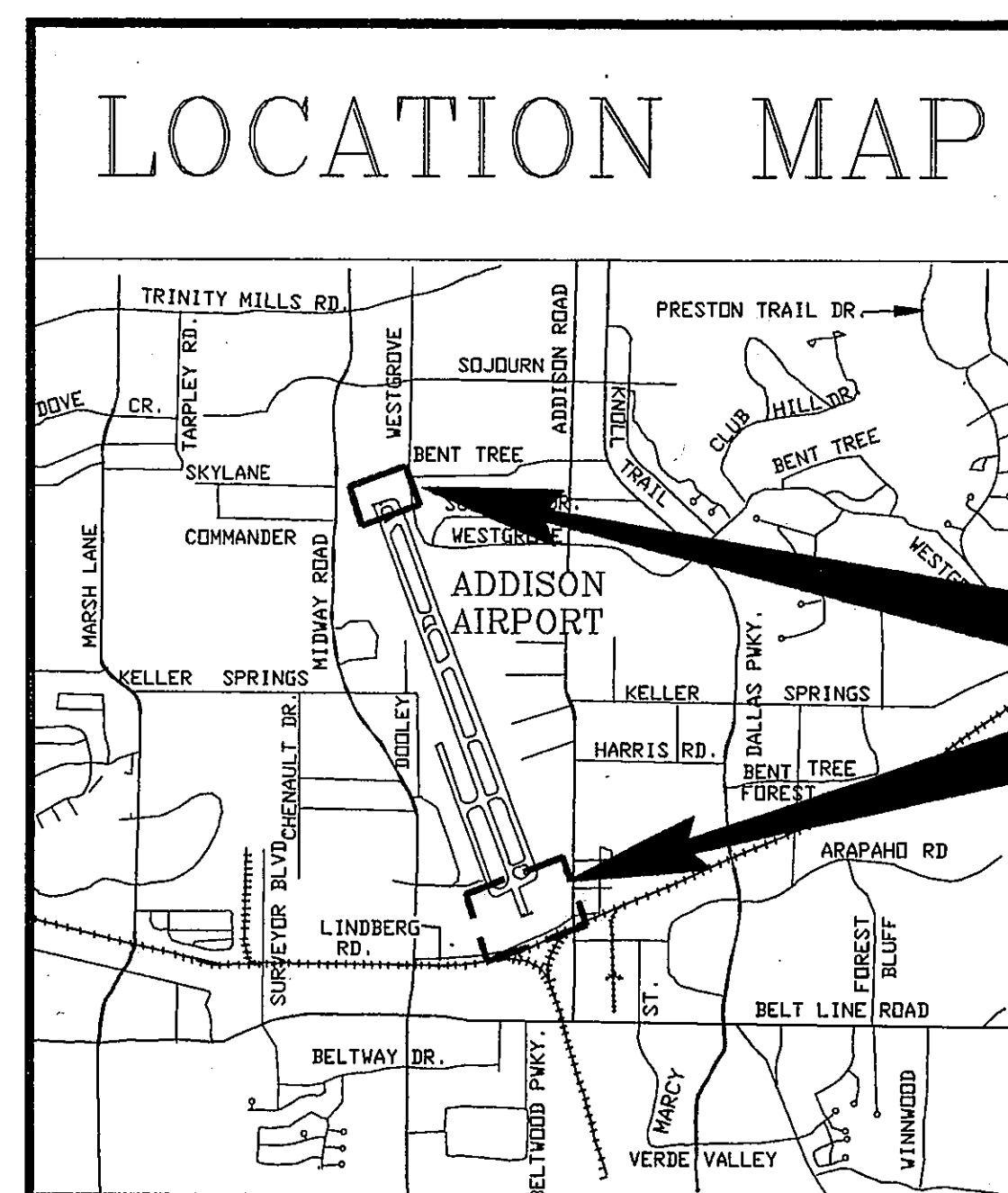


THE SEAL APPEARING ON THIS DOCUMENT WAS AUTHORIZED BY TRACY L. TERRILL, P.E., 70974, ON MAY, 1994.

TYPE OF CONSTRUCTION:

PAVING, DRAINAGE, SURFACE GRADING,  
LIGHTING (M.I.T.L.), MARKING AND GUIDANCE SIGNS

REVISIONS		
DATE	DESCRIPTION	BY



RECOMMENDED FOR APPROVAL Darrell Tompa  
DESIGN ENGINEER

DATE May 18, 1994

RECOMMENDED FOR APPROVAL Tracy L. Terrill  
PROJECT ENGINEER

DATE May 18, 1994  
John Baumgartner  
APPROVED DIRECTOR OF PUBLIC WORKS

DATE May 16, 1994  
SET

**AS BUILT**  
OCT 20 1995