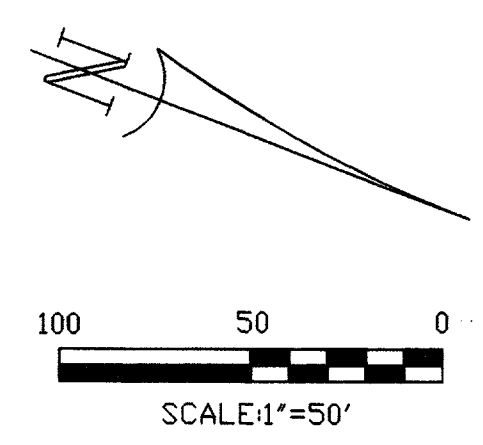
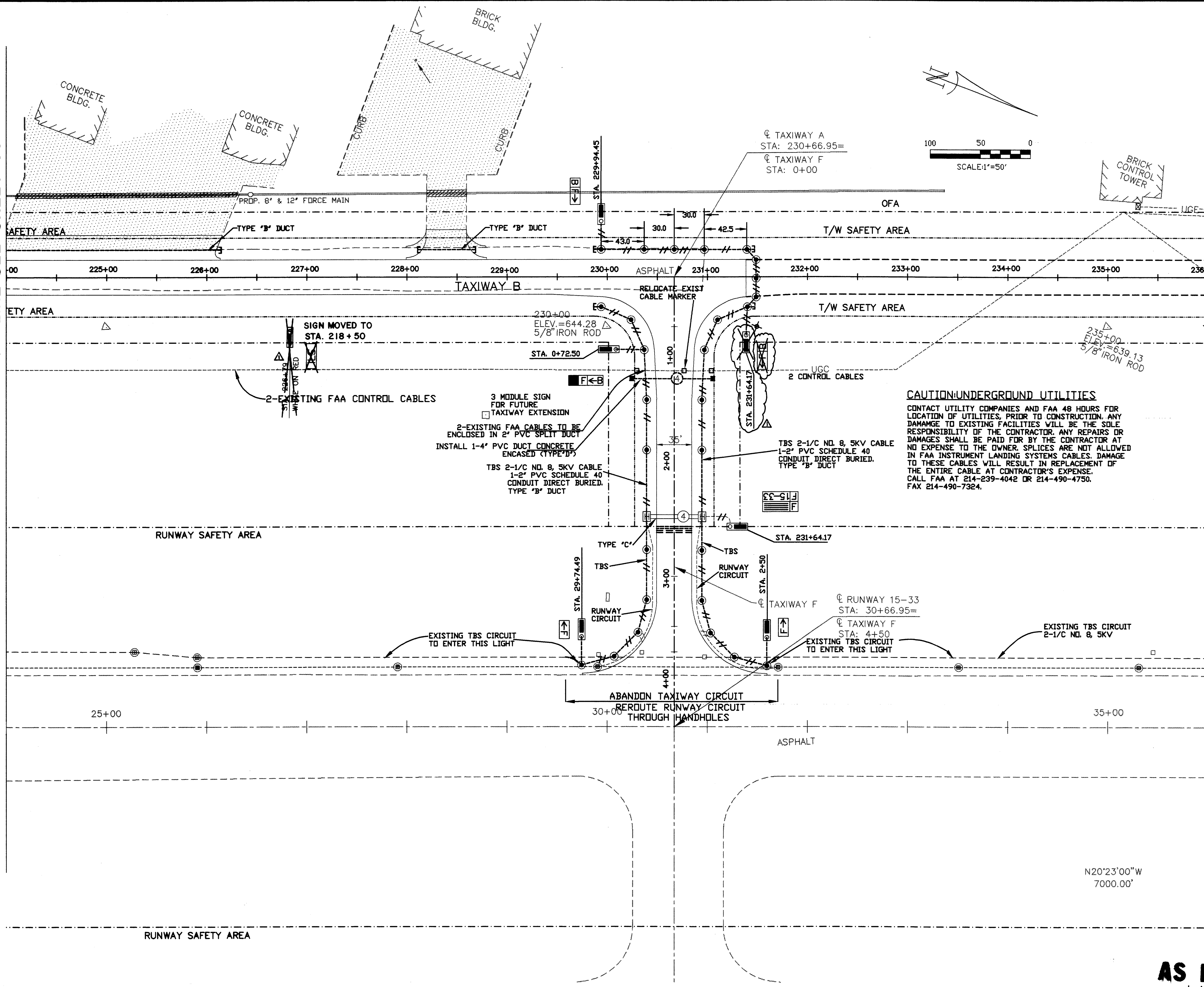


MATCH LINE-SEE SHEET 35





STA. 236+00

LEGEND	
•	POWER POLE
⊕	FIRE HYDRANT
*	STROBE LIGHT
—	OVERHEAD ELECTRIC
△	WATER VALVE
—	GUY WIRE
—	EDGE OF ASPHALT
⊞	ELECTRIC BOX
+	SIGN
□	UNDER GRD CABLE MRKR
+	BORING HOLE LOCATION
—	DISTANCE TO GO SIGN
□	CONC PAD
□	CONCRETE PAVEMENT
⊞	NEW L-858 SIZE 3 SIGN
⊞	RELOCATED EXISTING GUIDANCE SIGN
⊞	EXIST GUIDANCE SIGN
---	NEW T/W CIRCUIT
---	EXISTING R/W CIRCUIT
---	EXISTING T/W CIRCUIT
⊞	EXISTING T/W LIGHTBASE MOUNTED TO BE RELOCATED
⊞	EXISTING RUNWAY LIGHT
⊞	EXISTING MANHOLE
⊞	L-8611 MTL CLUED TAXIWAY LIGHT BASE MOUNTED (NEW)
⊞	NEW HANDHOLE
⊞	L-850C R/W IMPAV LT WHITE/WHITE-YELLOW
⊞	EXISTING HANDHOLE
⊞	2-4" PVC DUCT *
⊞	1-2" PVC DUCT *
⊞	DUCT MARKER
⊞	5' STUBOUT & CAP

CAUTION: UNDERGROUND UTILITIES
 CONTACT UTILITY COMPANIES AND FAA 48 HOURS FOR LOCATION OF UTILITIES. PRIOR TO CONSTRUCTION, ANY DAMAGE TO EXISTING FACILITIES WILL BE THE SOLE RESPONSIBILITY OF THE CONTRACTOR. ANY REPAIRS OR DAMAGES SHALL BE PAID FOR BY THE CONTRACTOR AT NO EXPENSE TO THE OWNER. SPLICES ARE NOT ALLOWED IN FAA INSTRUMENT LANDING SYSTEMS CABLES. DAMAGE TO THESE CABLES WILL RESULT IN REPLACEMENT OF THE ENTIRE CABLE AT CONTRACTOR'S EXPENSE. CALL FAA AT 214-239-4042 OR 214-490-4750. FAX 214-490-7324.

* NUMBER IN CIRCLE INDICATES SIZE OF CONDUIT. LINES INDICATE NUMBER OF DUCTS.



AS BUILT
1-11-99

DESIGN: R.W.G.	TxDOT NO. 9642 ADDSN	1-11-99 as built A	MG
DRAWN: MIR	DATE: 2-18-99		
CHECKED: P.S.A.	BID NO. 98-04		
SCALE: 1" = 50'	JOB NO. E708024.70	Date	Revisions

Greiner, Inc.
Greiner, Inc.
Fort Worth, Texas



ADDISON AIRPORT

TAXIWAY "B" LIGHTING LAYOUT-STA. 224+00 TO 236+00

SHEET 35
DATE: AUG 1995