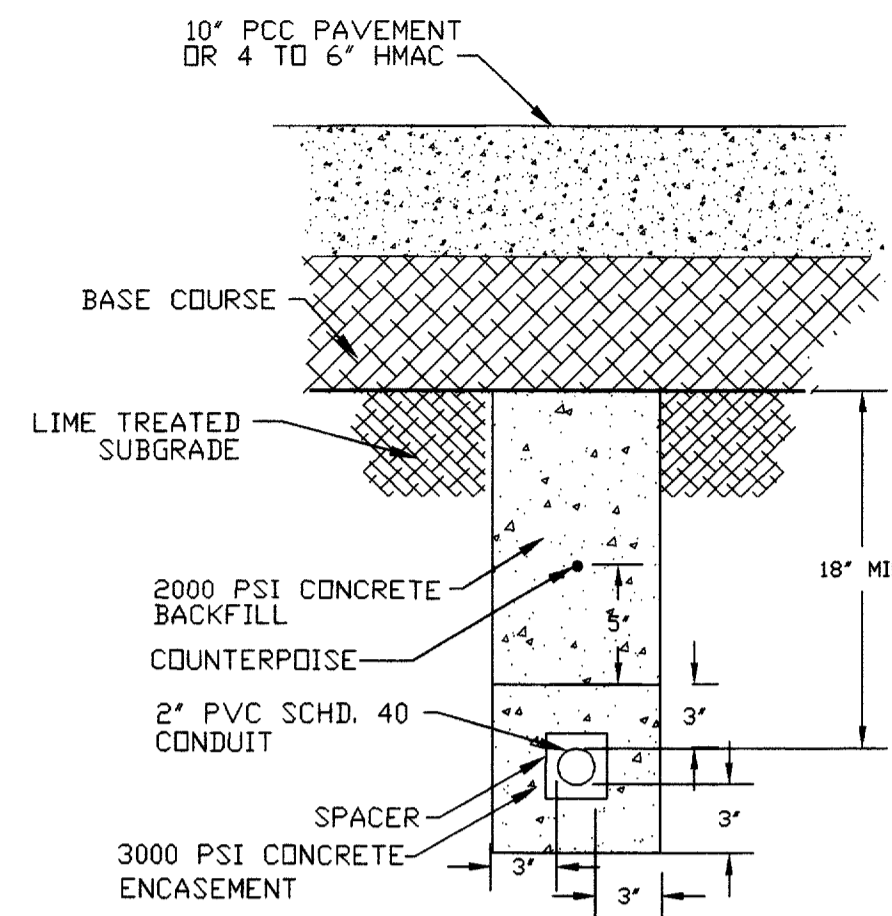
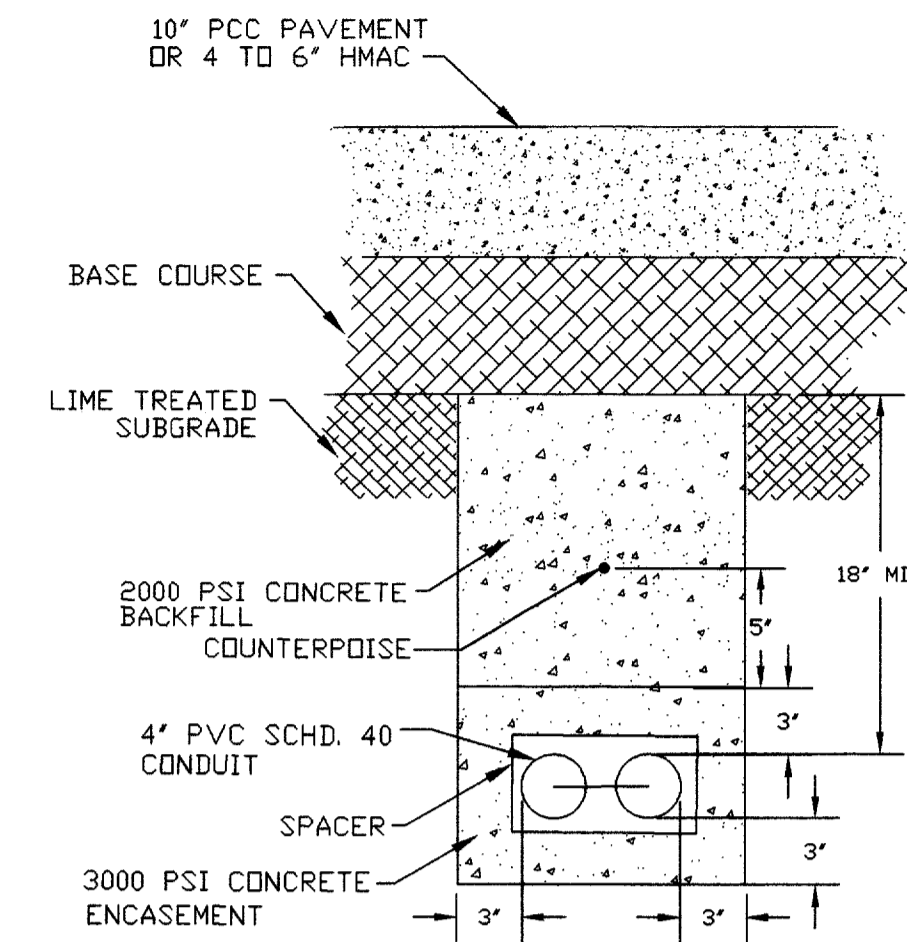


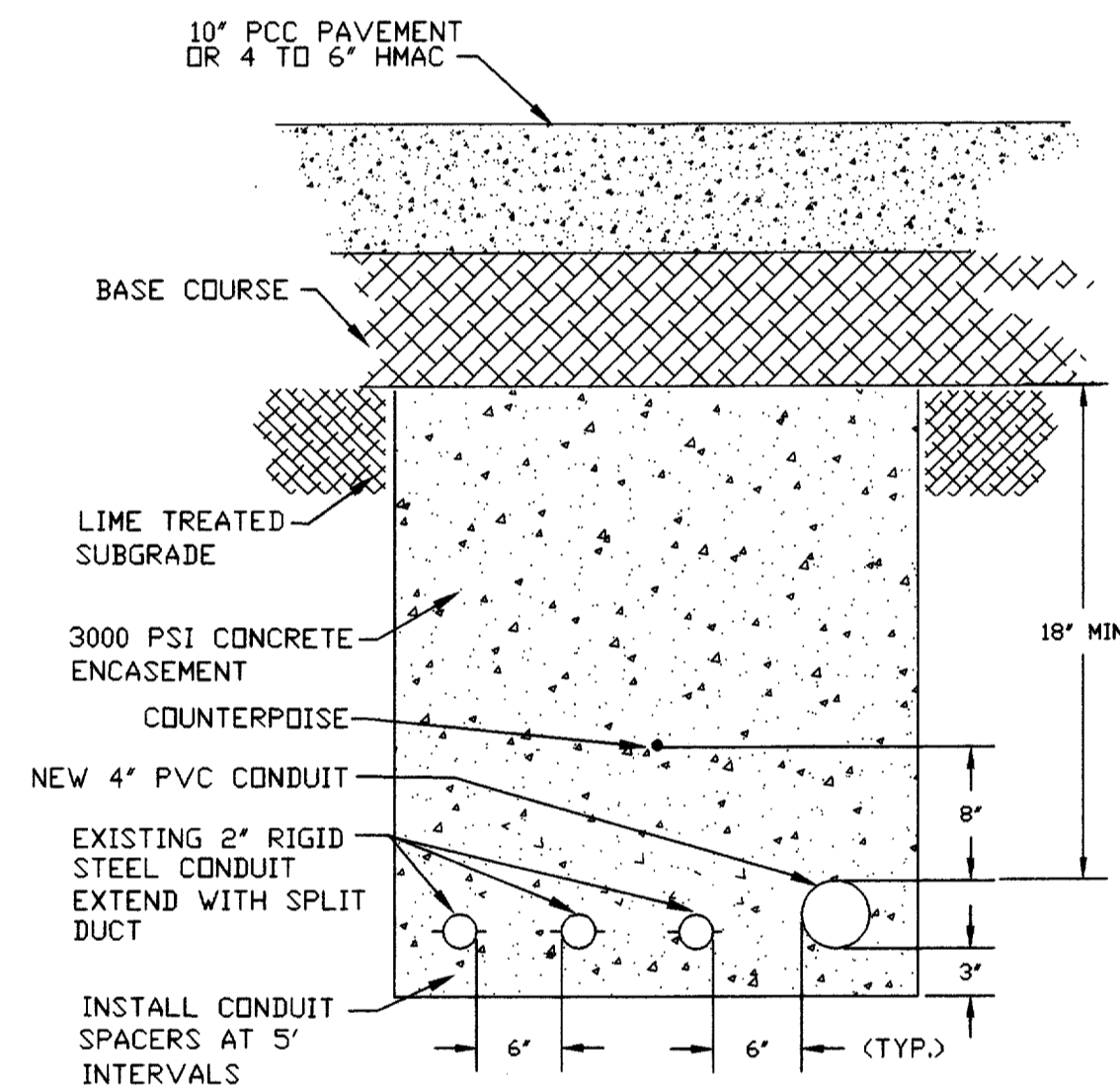
2" PVC ONE-WAY ELECTRICAL DUCT-TYPE "A"  
NTS



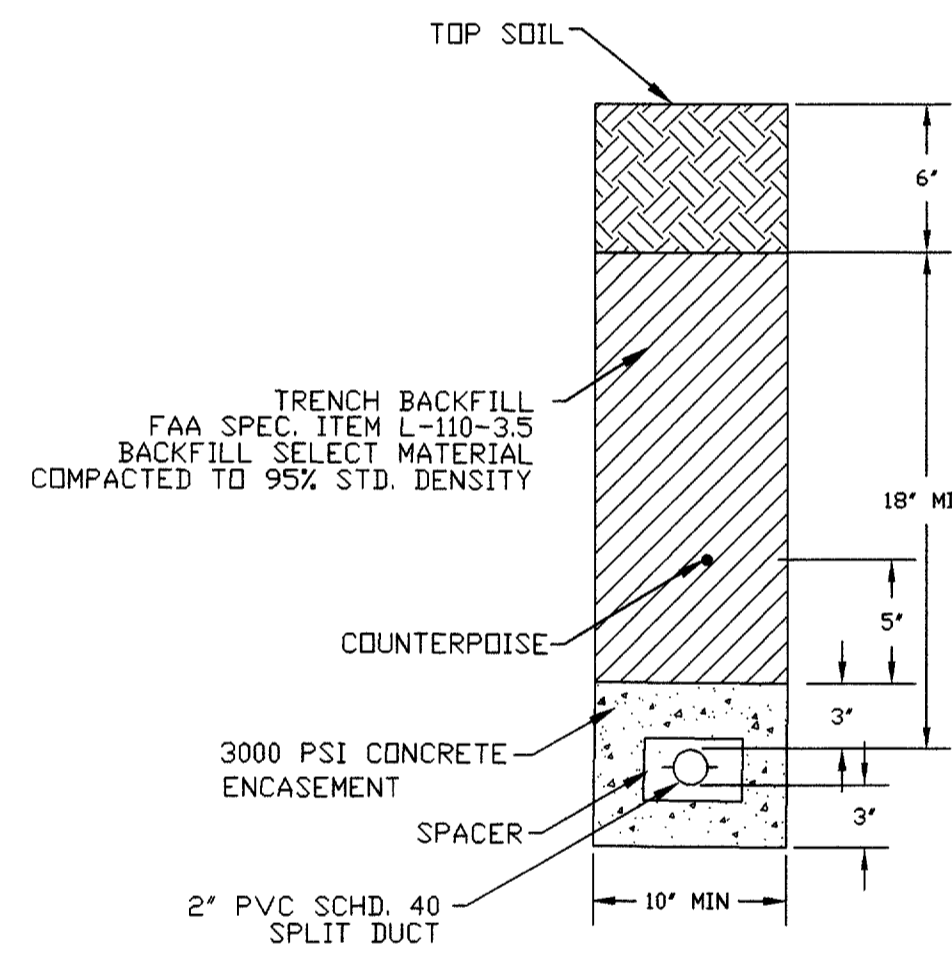
2" PVC ONE-WAY ELECTRICAL DUCT-TYPE "B"  
UNDER PAVEMENT  
NTS



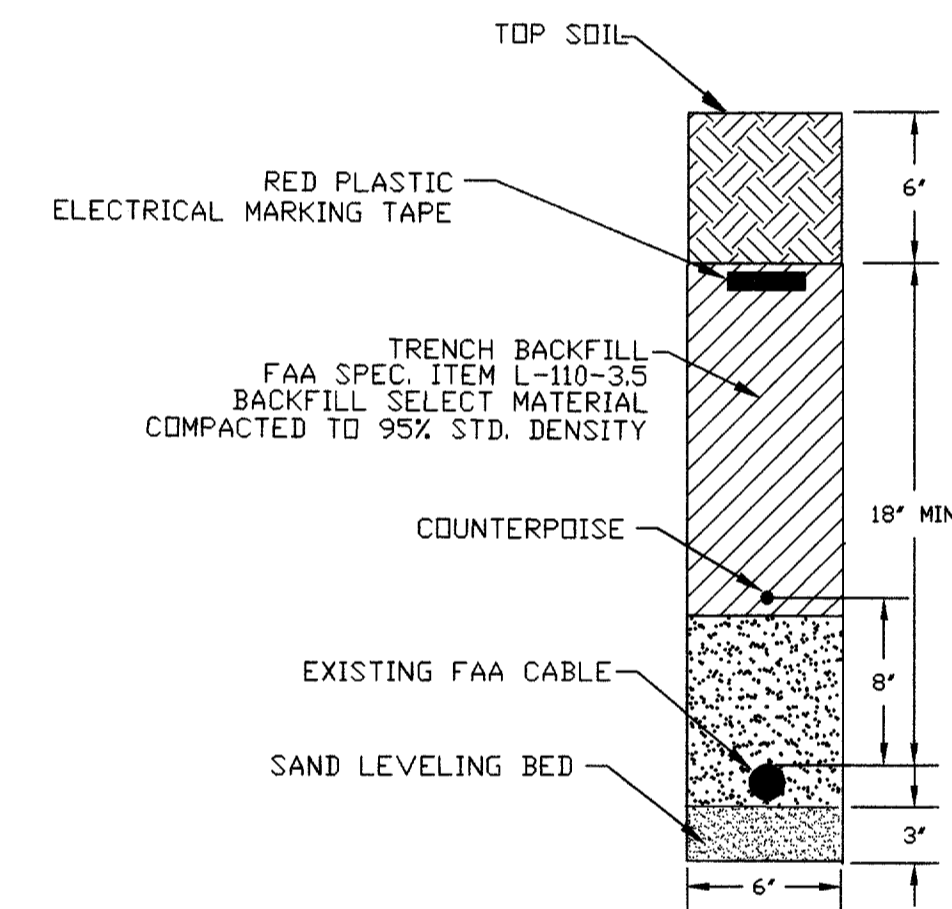
4" PVC TWO-WAY ELECTRICAL DUCT-TYPE "C"  
UNDER PAVEMENT  
NTS



THREE & FOUR-WAY FAA DUCTS-TYPE "D", "E" & "F"  
UNDER PAVEMENT  
NTS



2" PVC ONE-WAY SPLIT FAA DUCT-TYPE "G"  
NTS  
NOTE: OVER STORM DRAIN - ENCLOSING FAA CABLE, IF MORE THAN ONE CABLE  
MAINTAIN 6" CLEARANCE BETWEEN CONDUITS.




SAND ENCASE FAA CABLE-TYPE "H"  
NTS

NOTES: PRETAIN TO FAA CABLE DUCTS

- TAXIWAY "C" TYPE "D" EXTEND 3 EXISTING 2" RIGID STEEL CONDUITS CONTAINING 2-WITH 1 CONTROL CABLE EACH AND 1 WITH 2400 VOLT ARM. CABLE USING PVC SPLIT DUCT. EXTENDED 15' BEYOND EDGE OF TAXIWAY. INXTALL ONE 4" PVC CONDUIT WITH NYLON PULL ROPE, PLUG OR CAP BOTH ENDS.
- TAXIWAY "E" TYPE "E" EXTEND 2 EXISTING 2" RIGID STEEL CONDUITS (1 EACH) 1 CONTROL CABLE WITH 2" PVC SPLIT DUCT 15' BEYOND TAXIWAY EDGE. INSTALL ONE 4" PVC CONDUIT WITH NYLON PULL ROPE, PLUG OR CAP ENDS OF CONDUIT.
- TAXIWAY "F" TYPE "F" INCLOSE 2 EXISTING FAA CONTROL CABLE WITH 2" PVC SPLIT DUCT (15' BEYOND THE RUNWAY EDGE). INSTALL ONE 4" PVC CONDUIT WITH NYLON PULL ROPE PLUG OR CAP ENDS OF CONDUIT.

GENERAL NOTES:

1. THIS NOTE IS APPLIED TO ALL UNDER PAVEMENT DUCTS.
2. TAXIWAY "C" & "B" DUCTS SHALL BE INSTALLED AFTER PLACEMENT OF THE 9" LIME TREATED SUBGRADE AND PRIOR TO THE PLACEMENT OF 6" CRUSHED AGGREGATE BASE.
3. TAXIWAY "E" & "F" DUCTS SHALL BE INSTALLED AFTER COMPACTION OF THE SUBGRADE AND PRIOR TO THE PLACEMENT OF THE 6" TXDOT ITEM 340 BITUMINOUS BASE COURSE.
4. NOTE CONCRETE PAVEMENT TYPICAL SECTION SHEET NO. 5 AND ASPHALT PAVEMENT TYPICAL SECTION SHEET NO. 6 FOR ACTUAL BASE COURSE DEPTH FOR VARIOUS TAXIWAYS AND TYPE OF FINISH COURSE.



**AS BUILT**  
1 - 11 - 99

DESIGN: <u>R.W.G.</u>	TXDOT NO. <u>9842 ADDSN</u>		
DRAWN: <u>MIR</u>	APP. NO. <u>3-10-0000-00</u>		
CHECKED: <u>P.S.A.</u>	BID NO. <u>98-04</u>		
SCALE: <u>1"=50'</u>	JOB NO. <u>Y8024.60</u>	Date	Revisions
			By

**Greiner, Inc.**  
Greiner, Inc.  
Fort Worth, Texas

**ASA**  
ENGINEERING  
DALLAS, TEXAS 75287



**ADDISON AIRPORT**

**TAXIWAY "B" LIGHTING**  
ELECTRICAL CONDUIT & DUCT DETAIL

SHEET  
**39**  
DATE: AUG 1998