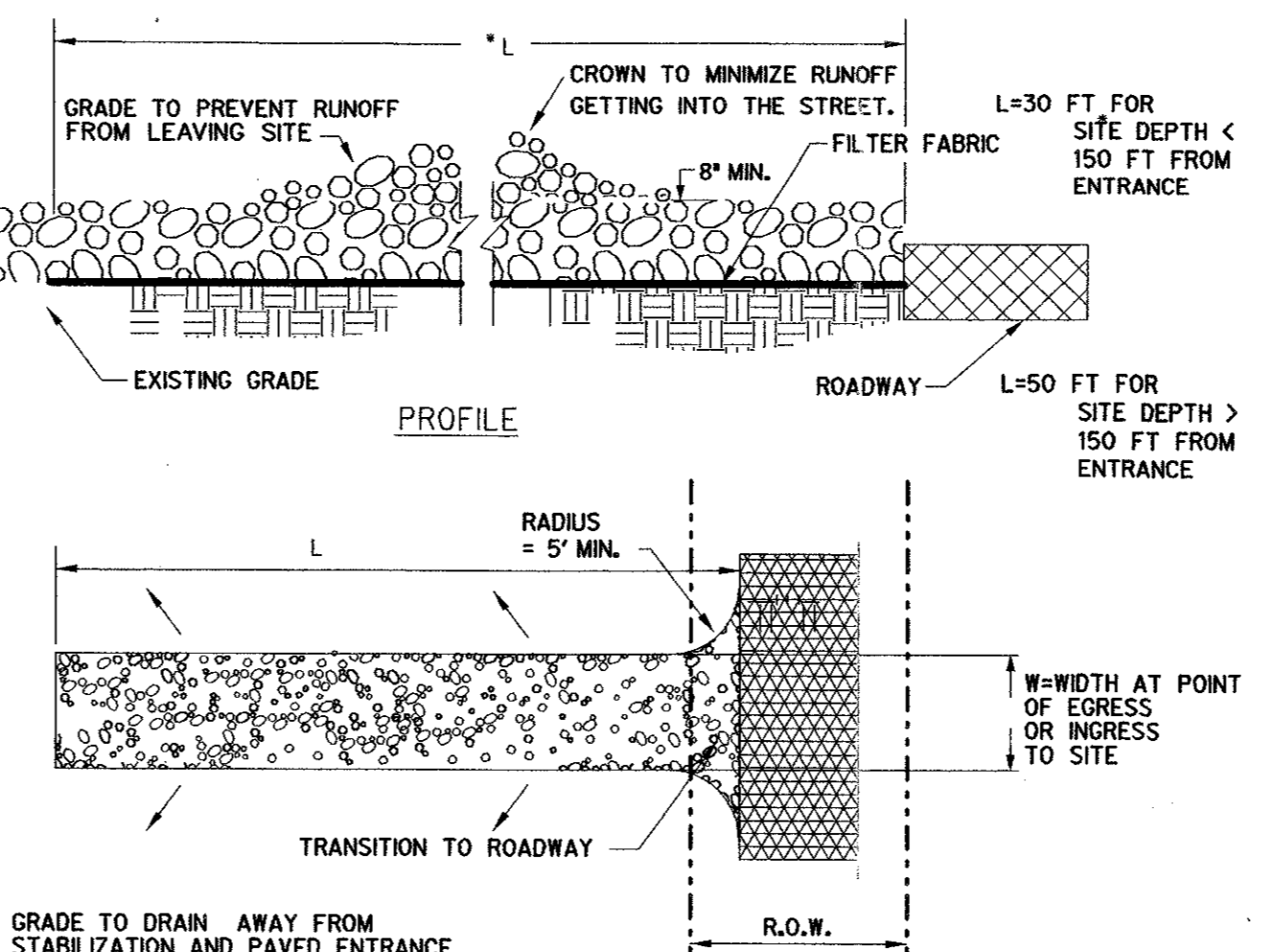

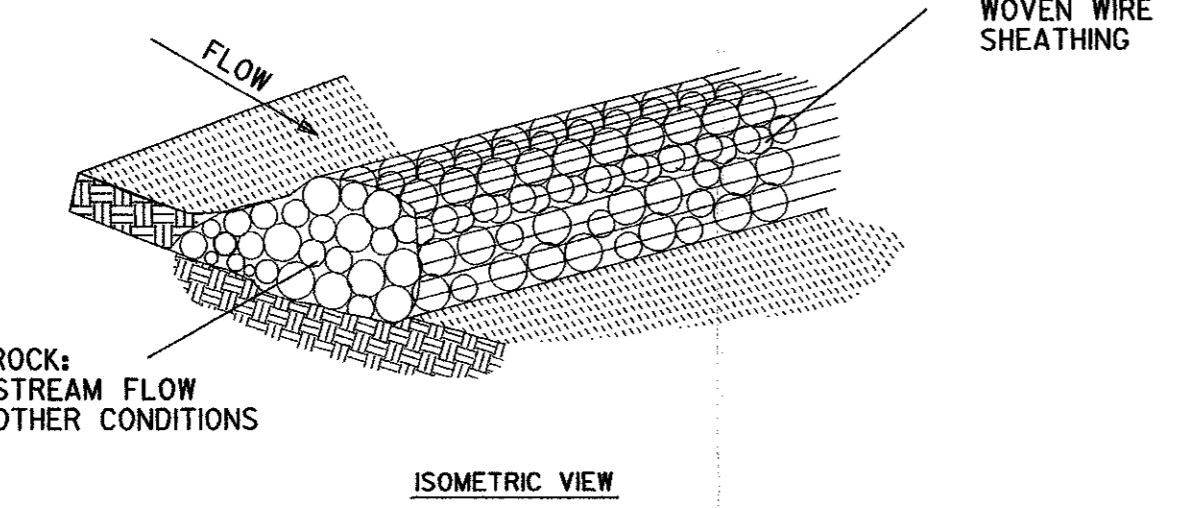
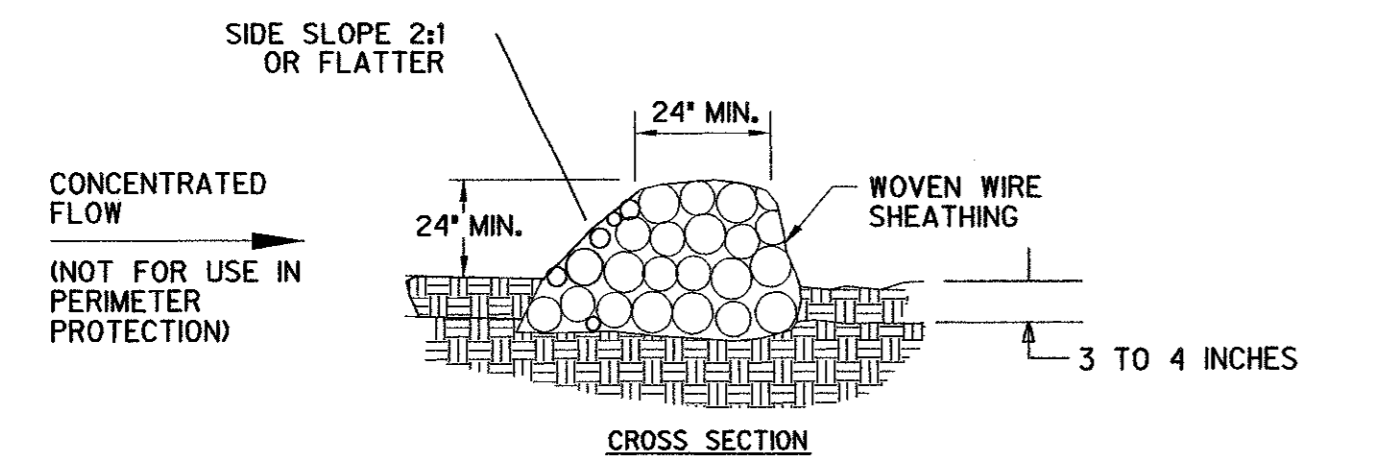


THE SEAL APPEARING ON THIS DOCUMENT WAS AUTHORIZED BY THE STATE OF TEXAS ON 08-27-02. IT IS THE PROPERTY OF HALFF ASSOCIATES, INC. AND IS LOANED TO YOU. IT IS NOT TO BE REPRODUCED OR TRANSMITTED IN ANY FORM OR BY ANY MEANS, ELECTRONIC OR MECHANICAL, WITHOUT THE WRITTEN PERMISSION OF HALFF ASSOCIATES, INC. 8010 NORTHWEST PLAZA DRIVE, DALLAS, TEXAS 75225

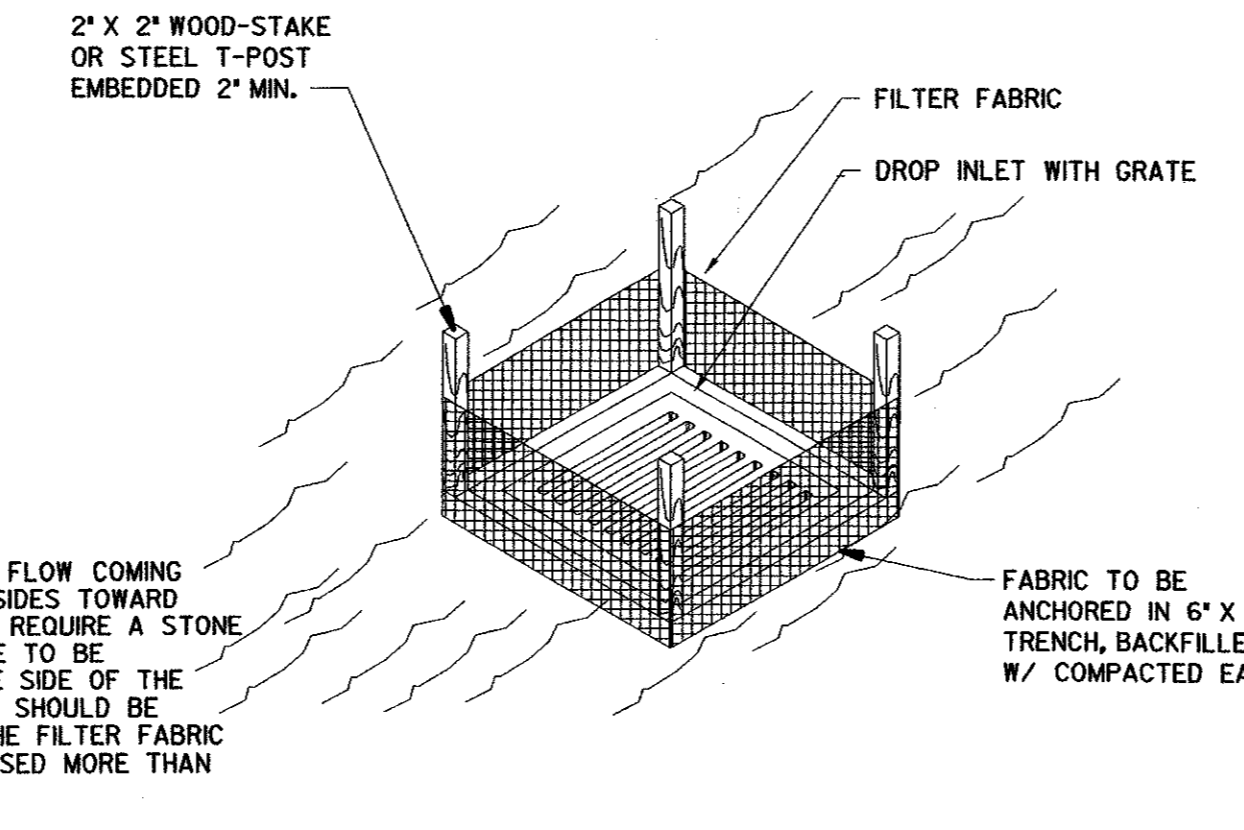


TEMPORARY CONSTRUCTION ENTRANCE DETAIL  
NTS

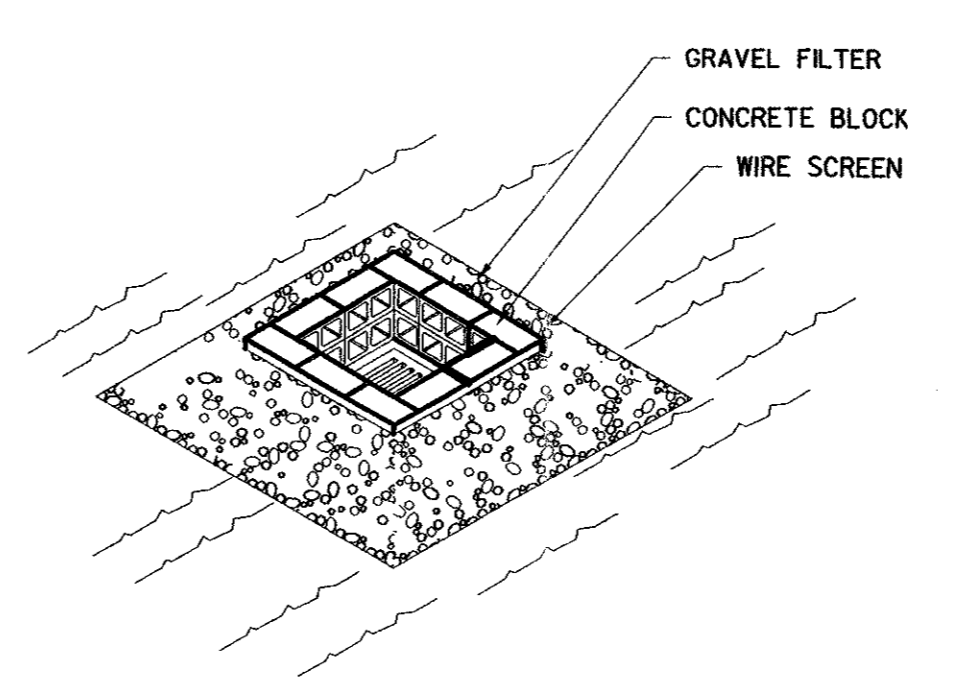


GENERAL NOTES

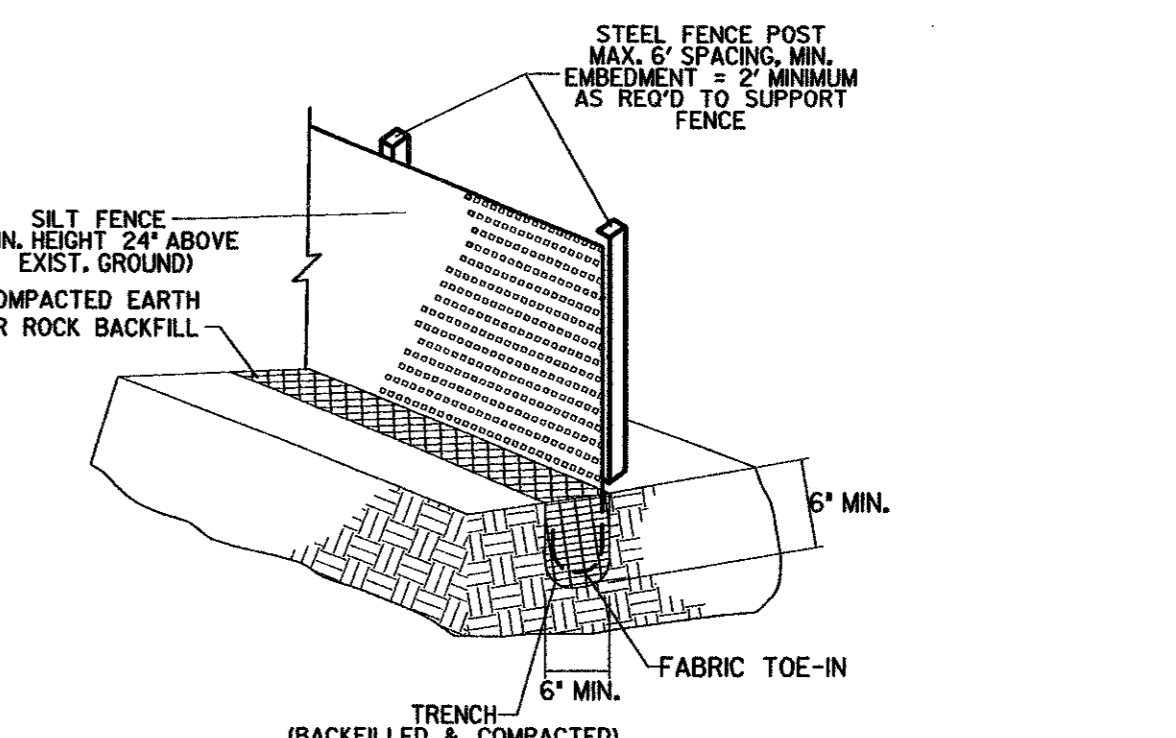
- IT IS THE INTENT OF THE INFORMATION PROVIDED ON THIS SHEET AND WITHIN THE SPECIFICATIONS TO BE USED AS THE GENERAL GUIDELINES OF THE STORM WATER POLLUTION PREVENTION PLAN FOR THIS PROJECT TO ESTABLISH A MINIMUM BASIS OF COMPLIANCE WITH FEDERAL REGULATIONS. THE CONTRACTOR SHALL PREPARE THE STORM WATER POLLUTION PREVENTION PLAN AND BE SOLELY RESPONSIBLE FOR ITS IMPLEMENTATION. THE STORM WATER POLLUTION PREVENTION PLAN SHALL MEET THE REQUIREMENTS SET FORTH IN THE ENVIRONMENTAL PROTECTION AGENCY'S (EPA) NPDES GENERAL PERMITS FOR STORM WATER DISCHARGES FROM CONSTRUCTION SITES PUBLISHED IN THE SEPTEMBER 9, 1992 FEDERAL REGISTER.
- THE STORM WATER POLLUTION PREVENTION PLAN SHOULD ADDRESS THREE GOALS:
  - DIVERSION OF UPSLOPE WATER AROUND DISTURBED AREAS OF THE SITE;
  - LIMIT THE EXPOSURE OF DISTURBED AREAS TO THE SHORTEST DURATION POSSIBLE;
  - REMOVAL OF SEDIMENT FROM STORM WATER BEFORE IT LEAVES THE SITE.
- THE CONTRACTOR SHALL MAKE THE STORM WATER POLLUTION PREVENTION PLAN AVAILABLE, UPON REQUEST, TO EPA.
- THE CONTRACTOR MUST AMEND PLANS WHENEVER THERE IS A CHANGE IN DESIGN, CONSTRUCTION, OPERATION, OR MAINTENANCE OF THE PLAN, OR WHEN THE EXISTING PLAN PROVES INEFFECTIVE. MODIFICATIONS INCLUDING DESIGN AND ALL ADDITIONAL MATERIALS AND WORK SHALL BE ACCOMPLISHED BY THE CONTRACTOR AT NO ADDITIONAL EXPENSE TO THE OWNER.
- STABILIZATION MEASURES ARE TO BE INSPECTED AT A MINIMUM OF ONCE EVERY 7 DAYS AND WITHIN 24 HOURS AFTER ANY STORM EVENT GREATER THAN 0.5 INCHES. REPAIRS AND INADEQUACIES REVEALED BY THE INSPECTION MUST BE IMPLEMENTED WITHIN 7 CALENDAR DAYS FOLLOWING THE INSPECTION.
- AN INSPECTION REPORT THAT SUMMARIZES INSPECTION ACTIVITIES AND IMPLEMENTATION OF THE STORM WATER POLLUTION PREVENTION PLAN SHALL BE RETAINED AND MADE PART OF THE PLAN.
- ALL CONTRACTORS AND SUBCONTRACTORS IDENTIFIED IN THE PLAN MUST CERTIFY AS TO AN UNDERSTANDING OF THE NPDES GENERAL PERMIT BEFORE CONDUCTING ANY ACTIVITY IDENTIFIED IN THE POLLUTION PREVENTION PLAN.
- THE CONTRACTOR SHALL ADOPT APPROPRIATE CONSTRUCTION SITE MANAGEMENT PRACTICES TO PREVENT THE DISCHARGE OF OILS, GREASES, PAINTS, GASOLINE, AND OTHER POLLUTANTS TO STORM WATER. APPROPRIATE PRACTICES CAN INCLUDE:
  - DESIGNATING AREAS FOR EQUIPMENT MAINTENANCE AND REPAIR;
  - REGULAR COLLECTION OF WASTES;
  - CONVENIENTLY LOCATED WASTE RECEPTACLES; AND
  - DESIGNATING AND CONTROLLING EQUIPMENT WASHDOWN.
- THE CONTRACTOR SHALL AMEND OR MODIFY THIS PLAN AS REQUIRED BY CONSTRUCTION MEANS, METHODS AND SEQUENCE. MODIFICATIONS SHALL NOT COMPROMISE THE INTENT OF THE REQUIREMENTS OF THE LAW AND THIS PLAN. MODIFICATIONS SHALL NOT BE BASIS FOR ADDITIONAL COST TO THE OWNER.
- AREAS OF CONSTRUCTION ELSEWHERE ON THE JOBSITE SHALL CONFORM TO THE DETAILS SHOWN ON THE PLANS.
- BORROW AREAS, IF EXCAVATED, SHALL BE PROTECTED AND STABILIZED UTILIZING THE PLAN DETAILS. ALL WORK SHALL CONFORM TO GOVERNMENTAL REQUIREMENTS AND BECOME PART OF THE STORM WATER POLLUTION PREVENTION PLAN (SWPP3). THIS WORK SHALL BE DONE BY THE CONTRACTOR AT NO ADDITIONAL EXPENSE TO THE OWNER.
- ALL NON-PAVED AREAS SHALL BE MULCHED AND SEEDING WITH EROSION PROTECTION IMMEDIATELY UPON COMPLETION OF FINAL GRADING. THIS INCLUDES ALL DITCHES AND EMBANKMENTS. THE CONTRACTOR SHALL MAINTAIN FINAL GRADING AND KEEP SEEDING AREAS WATERED UNTIL FULLY ESTABLISHED AND ACCEPTED BY OWNER.
- THE CONTRACTOR SHALL CONSTRUCT A STABILIZED CONSTRUCTION EXIT AT ALL TRAFFIC EXIT POINTS PRIOR TO EXITING ONTO ANY PAVED ROADWAY. EXIT SHALL BE CONSTRUCTED AS DETAILED THIS SHEET.
- THE CONTRACTOR SHALL CONSTRUCT A SILT FENCE (SF) AT ALL LOCATIONS SHOWN ON PLANS. THE SF SHALL BE CONSTRUCTED AS DETAILED THIS SHEET.
- THE CONTRACTOR SHALL DESIGNATE MATERIAL AND EQUIPMENT STORAGE AREAS MUTUALLY AGREED TO BY OWNER. THE STORAGE AREAS SHALL BE GRADED FOR POSITIVE DRAINAGE AND THE SURFACE STABILIZED WITH A MINIMUM OF 2 INCHES OF CRUSHED ROCK OR GRAVEL. REINFORCED FILTER BARRIER SHALL BE INSTALLED AROUND THE STORAGE AREAS TO PREVENT ANY EROSION FROM LEAVING THE SITE.
- THIS DRAWING FOR ROUGH GRADING ONLY.
- THIS IS NOT A STORMWATER POLLUTION PLAN, FOR USE IN PREPARATION OF SWP3 ONLY.



FILTER FABRIC DROP INLET PROTECTION  
NTS

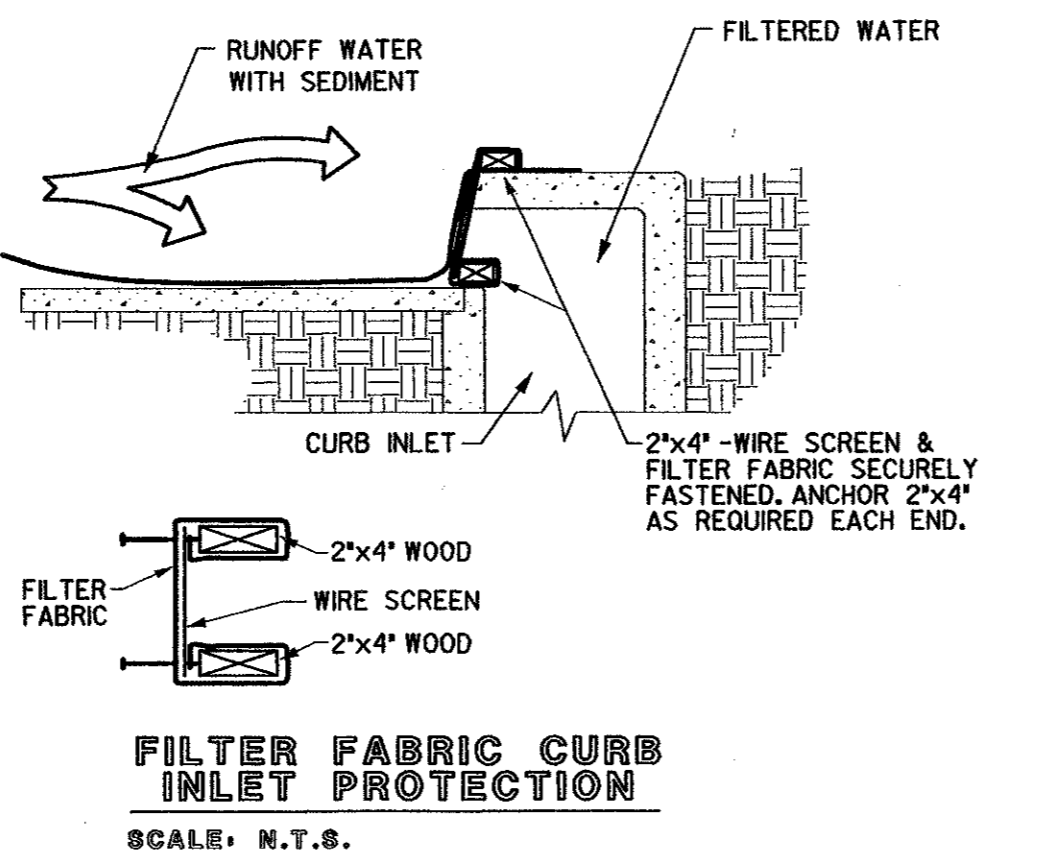


BLOCK AND GRAVEL DROP INLET PROTECTION  
NTS



- SILT FENCE GENERAL NOTES:
- STEEL POSTS WHICH SUPPORT THE SILT FENCE SHALL BE INSTALLED WITH A SLIGHT ANGLE TOWARD THE ANTICIPATED RUNOFF SOURCE. POST MUST BE EMBEDDED A MINIMUM OF ONE FOOT.
  - THE TOE OF THE SILT FENCE SHALL BE TRENCHED IN WITH A SPADE OR MECHANICAL TRENCHER, SO THAT THE DOWNSLOPE FACE OF THE TRENCH IS FLAT AND PERPENDICULAR TO THE LINE OF FLOW. WHERE FABRIC CANNOT BE TRENCHED IN (e.g. PAVEMENT), WEIGHT FABRIC FLAP WITH WASHED GRAVEL ON UPHILL SIDE TO PREVENT FLOW UNDER FENCE.
  - THE TRENCH MUST BE A MINIMUM OF 6 INCHES DEEP AND 6 INCHES WIDE TO ALLOW FOR THE SILT FENCE FABRIC TO BE LAID IN THE GROUND AND BACKFILLED WITH COMPACTED MATERIAL.
  - SILT FENCE SHOULD BE SECURELY FASTENED TO EACH STEEL SUPPORT POST OR TO WOVEN WIRE, WHICH IS IN TURN ATTACHED TO THE STEEL FENCE POST. THERE SHALL BE A 6" DOUBLE OVERLAP, SECURELY FASTENED WHERE ENDS OF FABRIC MEET.
  - INSPECTION SHALL BE MADE WEEKLY OR AFTER EACH RAINFALL. REPAIR OR REPLACEMENT SHALL BE MADE PROMPTLY AS NEEDED.
  - SILT FENCE SHALL BE REMOVED WHEN THE SITE IS COMPLETELY STABILIZED SO AS NOT TO BLOCK OR IMPEDE STORM FLOW OR DRAINAGE.
  - ACCUMULATED SILT SHALL BE REMOVED WHEN IT REACHES A DEPTH OF 6 INCHES. THE SILT SHALL BE DISPOSED OF IN AN APPROVED SITE AND IN SUCH A MANNER AS TO NOT CONTRIBUTE TO ADDITIONAL SILTATION.

- GENERAL NOTES:
- WOVEN WIRE SHEATHING SHALL HAVE MAXIMUM OPENING OF ONE (1) INCH AND A MINIMUM WIRE SIZE OF 20 GAUGE AND SHALL BE SECURED WITH SHOAT RINGS.
  - THE ROCK BERM SHALL BE INSPECTED WEEKLY OR AFTER EACH RAIN AND SHALL BE REPLACED WHEN THE STRUCTURE CEASES TO FUNCTION PROPERLY.
  - WHEN SILT REACHES A DEPTH EQUAL TO ONE-THIRD OF THE HEIGHT OF THE BERM OR ONE FOOT, WHICHEVER IS LESS, THE SILT SHALL BE REMOVED AND DISPOSED OF IN AN APPROVED MANNER.
  - WHEN THE SITE IS COMPLETELY STABILIZED, THE BERM AND ACCUMULATED SILT SHALL BE REMOVED AND DISPOSED OF IN AN APPROVED MANNER.



FILTER FABRIC CURB INLET PROTECTION  
SCALE: N.T.S.