

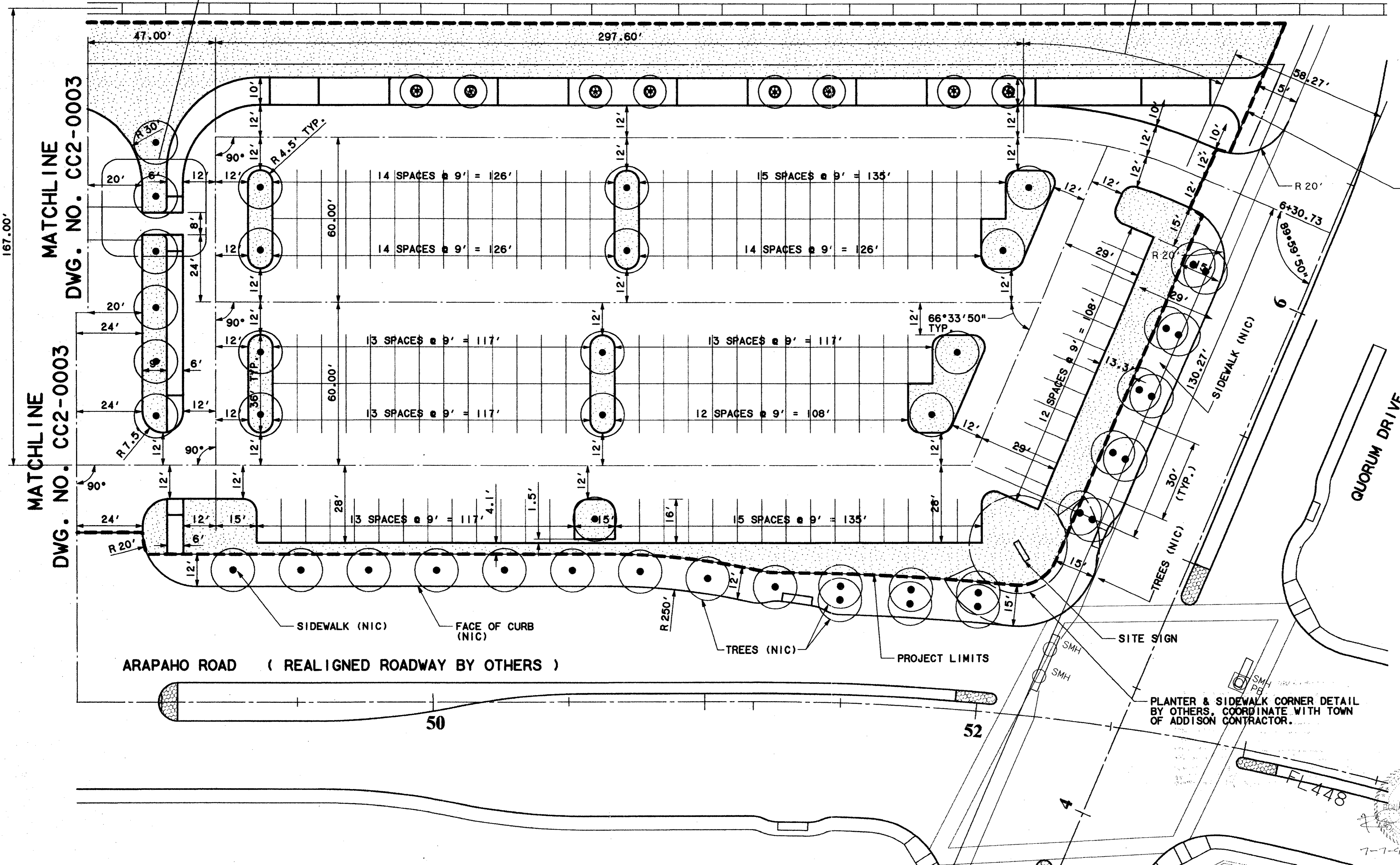


SCALE (IN FEET)  
0 20 40 80

A = 23°20'18.5"  
R = 150.00'  
L = 61.10'  
T = 30.98'

DETAIL 02  
CC6-0002

EXISTING RAIL LINE



1. ALL WORK TO BE DONE BY THIS CONTRACTOR IS DELINEATED BY PROJECT LIMITS.
2. ALL DIMENSIONS TO CURBS ARE TO FACE OF CURB.
3. ALL WORK OUTSIDE PROJECT LIMIT LINE ARE NOT IN CONTRACT (NIC) UNLESS OTHERWISE SHOWN.

Second (at least) Commission  
I have checked this submission, and I certify that it complies with the requirements of the laws and regulations of the State of Texas, and I am a duly qualified and licensed Professional Engineer in the State of Texas.  
7/20/99  
TOM KADER  
PRESIDENT


PLANTER & SIDEWALK CORNER DETAIL BY OTHERS, COORDINATE WITH TOWN OF ADDISON CONTRACTOR.

**CONFORMED**

CONTRACT SHEET No. 15 OF 95


**ADDISON TRANSIT CENTER PAVING DIMENSIONS**

REV	DATE	DESCRIPTION	BY	ENG	CHK	APP	REV	DATE	DESCRIPTION	BY	ENG	CHK	APP



WENDY LOPEZ & ASSOC.  
LOCKWOOD, ANDREWS & NEWNAM  
THE SWA GROUP  
GERARD & ASSOCIATES  
ZAXON

**WLA**  
WENDY LOPEZ & ASSOCIATES, INC.  
ENGINEERING • SURVEYING • CONSULTATION SERVICES  
202 MARKET CENTER BLVD - SUITE 20  
DALLAS, TEXAS 75207  
(214) 746-7777



SCALE 1"=20'  
DRAWN D. KRUCIAK  
DESIGNED P. ZHAO  
CHECKED V. STEVENS  
IN CHARGE V. STEVENS  
DATE AUG. 14, 1997



CONTRACT C-97000136 DWG No. CC2-0004 REV 0