DWG No. AS9-0024

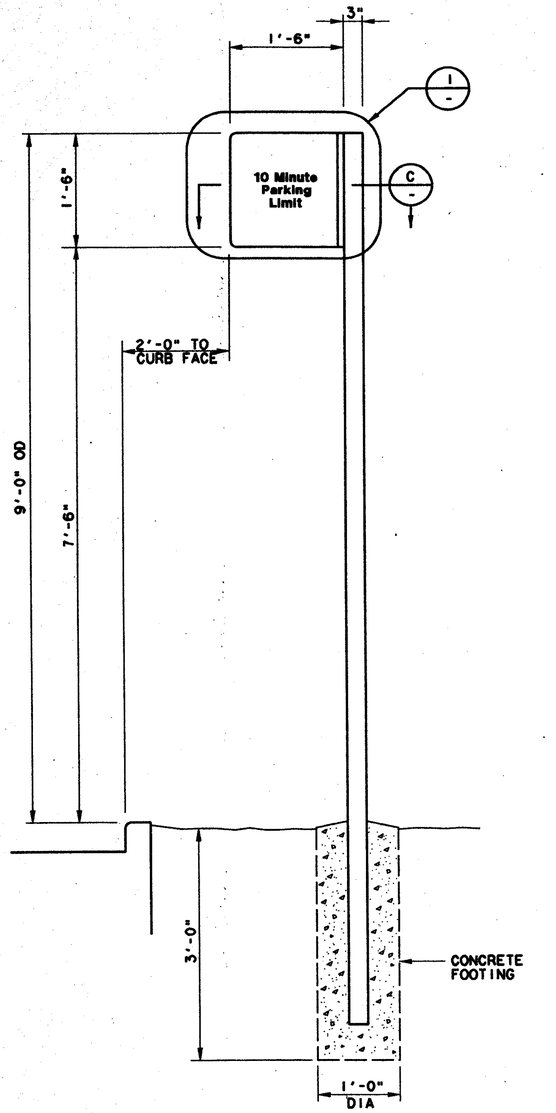

FRONT ELEVATION LANDSCAPED CONDITION (A)

SCALE: 1"=1'-0"

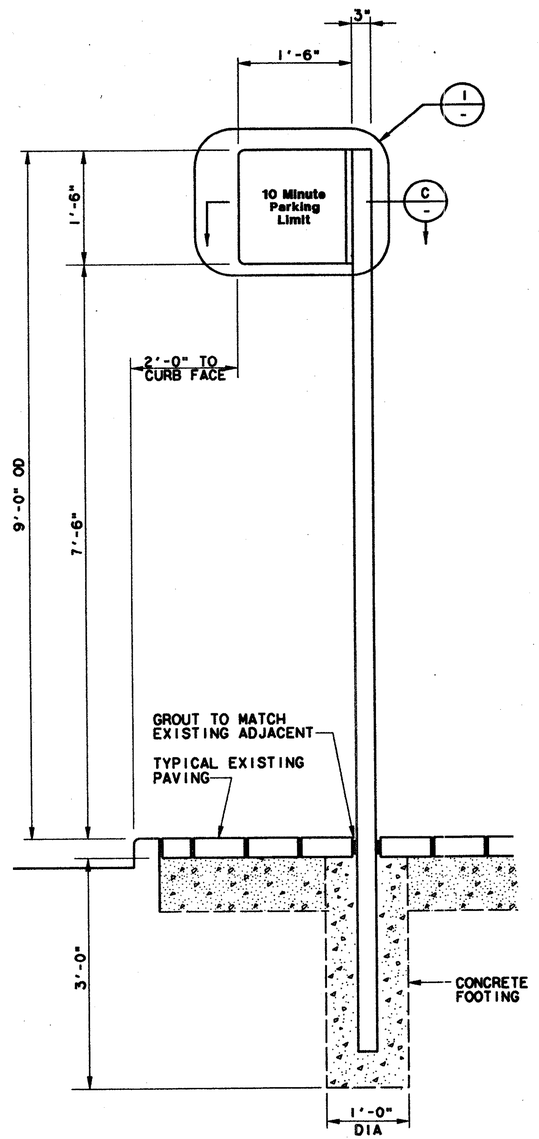

FRONT ELEVATION PLATFORM CONDITION (B)

SCALE: 1"=1'-0"

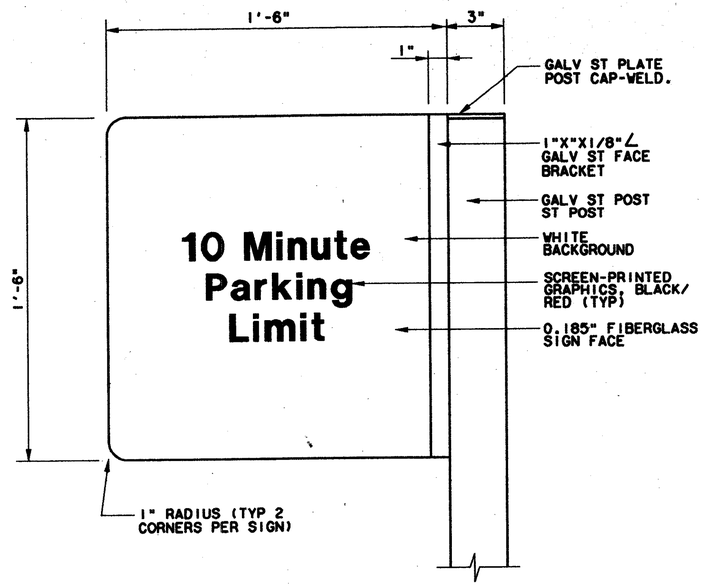

TYPICAL FACE DETAIL (1)

SCALE: 3"=1'-0"

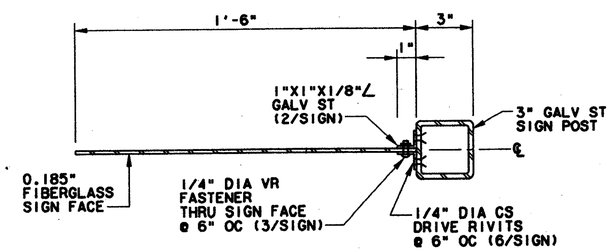

SECTION (C)

SCALE: 3"=1'-0"

GENERAL NOTES

1. REFER TO DART SIGN STANDARDS MANUAL FOR CORRECT FONTS, SYMBOLS AND REPRODUCTION ART.
2. SIGNS 3.10-3.56 ARE SINGLE FACE CONFIGURATION UNLESS OTHERWISE NOTED ON SITE-SPECIFIC SIGN SCHEDULES.
3. FOR SINGLE FACE CONFIGURATIONS PAINT BACK SIDE OF SIGN FACE TO BE WHITE.
4. SIGN POST, CAP AND FACE BRACKET TO BE UNFINISHED FOR LANDSCAPED CONDITIONS. PAINT GRAY FOR PLATFORM CONDITIONS.
5. MOUNT SIGN FACES TO OTHER SIDE OF SIGN POSTS IN CONDITIONS WHERE SIGN POST LOCATION IS LESS THAN 3'-6" FROM CURB OR RIGHT OF WAY.

Record (As-built) Considerations
C-97000136
Tom Kinder
Tresident
7-7-99 CONFORMED

REV	DATE	DESCRIPTION	BY	ENG	CHK	APP
1	6-25-93	REVISED ENTIRE SHEET				
2	1-25-94	REVISE ENTIRE SHEET	GS	DS	AZ	

STATE OF TEXAS — JOHN ANTHONY SOSEBEE 59012 REGISTERED PROFESSIONAL ENGINEER — 22 FEB 1994

ILIUM
ILIUM ASSOCIATES, INC.
500 108th Avenue NE
Suite 2450
Bellview, WA 98004

HUITT-ZOLLARS
3131 McKINNEY AVENUE/SUITE 600
DALLAS, TEXAS/214-871-3311
Sverdrup Corporation
Barton-Aschman Associates, Inc.
Arredondo, Brunz & Associates, Inc.
LS Transit Systems
Hellmuth Obata & Kassabaum, Inc.

DART PROJECT

SCALE	AS NOTED
DRAWN	G. SCOLARO
DESIGNED	A. ZREET
CHECKED	L. BERNAUER
IN CHARGE	D. KELLY
DATE	16 FEB 93

CAES

CONTRACT SHEET No. 29 of 95

SIGNAGE STANDARDS

SIGN TYPES S3.50 - S3.56
TRAFFIC CONTROL SIGNS
ELEVATIONS, DETAILS, SECTIONS

CONTRACT C-97000136 | DWG No. AS9-0024 | REV 2

PRF ROTATION=0.00000 J:\PROJ\DARTSTD\DNCTSG34.008 Mon Feb 21 13:20:01 1994 J:\PLOTTING\400M\DNCTSG34.PRF j:\tbl\lgdart.tbl J:\PLOTTING\400M\DNCTSG34.PRF plot
ORDER, DNCTBOR1.008, 1,3-7,9,11-22,26-62 *no ref name*, *no ref levels*