

2000-UC3 UC3-0002

N 4890.1280
E 4381.5510
PI 6" WASTEWATER
1-6" x 45° BEND
6" FL 629.70

01 DETAIL
UC3-0003

N 4918.3680
E 4464.9680
PI 1/2" DOMESTIC
WATER SERVICE

N 4922.3950
E 4466.8300
PI 4" FIRE LINE

N. 4299.5380
E. 4684.4070
CONSTRUCT NEW
MANHOLE
8" FL 624.80
6" FL 625.27
RIM 630.80
STUB-OUT & CAP 5 LF
OF 8" WW OR CONNECT
TO 8" WW

PROP.
1-8"x6" TEE
1-6" VALVE
1-FIRE HYDRANT
(N.I.C.)

PROP.
1-8"x22 1/2° BEND
(N.I.C.)

PROP.
1-8"x22 1/2° BEND
1-8"x11 1/4° BEND
(N.I.C.)

PROP.
1-8"x45° BEND
(N.I.C.)

PROPOSED STORM
DRAINS
(N.I.C.)

01 DETAIL
UC1-0001
46

ARAPAHO ROAD (REALIGNED ROADWAY BY OTHERS)

PROPOSED STORM
DRAINS (N.I.C.)

PROP.
1-8"x6" TEE
1-6" VALVE
1-FIRE HYDRANT
(N.I.C.)

STA. 47+15.29
PROP.
1-8"x6" TEE
1-6" PLUG
(N.I.C.)

PROP.
1-8"x6" TEE
1-8" VALVE
1-6" VALVE
1-FIRE HYDRANT
(N.I.C.)


PROP.
1-24"x8" TAPPING SLEEVE
& 8" VALVE
CONNECT TO EXISTING
24" WATER LINE
(N.I.C.)

PROP. 8" WATER LINE (N.I.C.)

PROP. 8" WASTEWATER LINE
(N.I.C.)

PROP.
1-8"x8" TAPPING SLEEVE
& 8" VALVE
CONNECT TO EXISTING
8" WATER LINE
(N.I.C.)

PROP.
CONNECT TO EXISTING
WASTEWATER MANHOLE
W/ NEW 8" WW
FL 623.00 (PROP.)
(N.I.C.)



SCALE (IN FEET)
0 20 40 80

N 4896.0790
E 4395.1920
BEGIN 6" SS
F/L=630.00

CIVIL CONTRACTOR

PLUMBING CONTRACTOR

01 DETAIL
PC2-0001

PLUMBING CONTRACTOR

CIVIL CONTRACTOR

FACE OF CURB

7.5'

1-1/2" CW

4" FIRE MAIN

DETAIL 01
SCALE: 1/4"=1'-0" UC3-0003

BENCHMARKS
TBM-1
60d NAIL IN UTILITY POLE
AT THE SOUTHEAST CORNER
OF JULIAN AND BROADWAY
ELEV. =632.50


TBM-2
"D" CUT ON SOUTHEAST CORNER
OF CONCRETE WALK AT FRONT
ENTRANCE TO 4805 ARAPAHO ROAD.
ELEV. =630.61

Record (As-built) Certificate
I have checked the drawings, and certify that they are correct and complete as shown on the drawings, and that they conform to the requirements of the contract and all applicable laws and regulations.
I, RONALD M. HALL,
Professional Engineer,
No. 1100030
State of Texas,
Member of the State Board of Professional Engineers,
do hereby certify that the above drawings were prepared by me or under my direct supervision and that I am a duly licensed Professional Engineer in the State of Texas.
I, JIM KADER,
President,
do hereby certify that the above drawings were prepared by me or under my direct supervision and that I am a duly licensed Professional Engineer in the State of Texas.
I, RONALD M. HALL,
Professional Engineer,
do hereby certify that the above drawings were prepared by me or under my direct supervision and that I am a duly licensed Professional Engineer in the State of Texas.



CONFORMED

CONTRACT SHEET No. 34 OF 95

REV	DATE	DESCRIPTION	BY	ENG	CHK	APP	REV	DATE	DESCRIPTION	BY	ENG	CHK	APP



WENDY LOPEZ & ASSOC.
LOCKWOOD, ANDREWS & NEWNAM
THE SWA GROUP
GERARD & ASSOCIATES
ZAXON



SCALE 1"=40'
DRAWN D. KRUCIAK
DESIGNED P. ZHAO
CHECKED V. STEVENS
IN CHARGE V. STEVENS
DATE 14 AUG. 1997

ADDISON
TRANSIT CENTER
WATER/WASTEWATER
PLAN