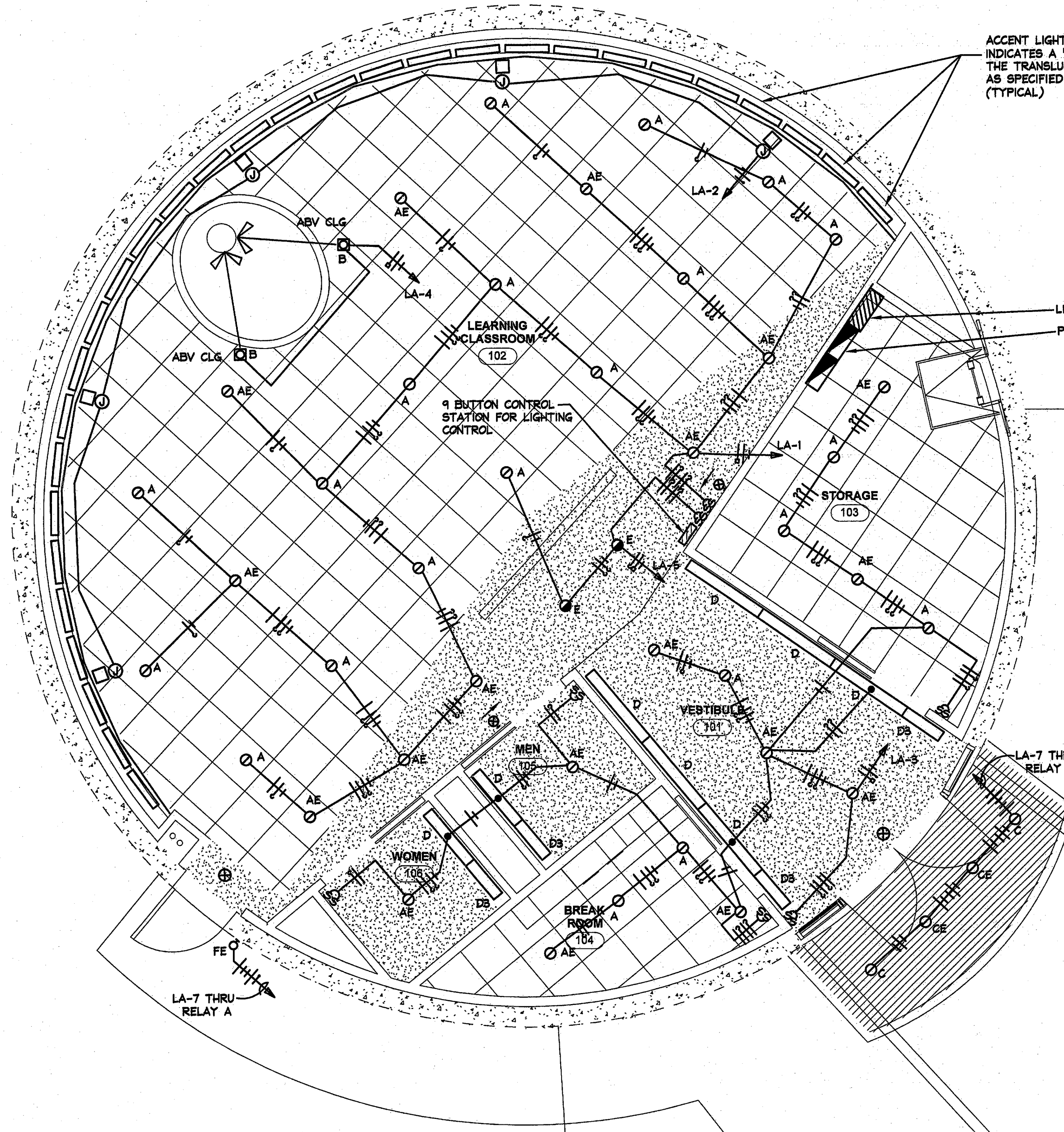


02 FLOOR PLAN - MEZZANINE ELECTRICAL
SCALE: 1/4" = 1'-0"

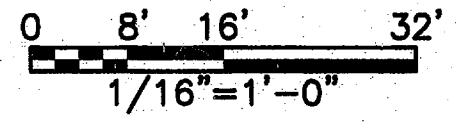
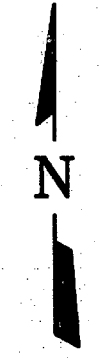


01 FLOOR PLAN - LIGHTING
SCALE: 1/4" = 1'-0"

- NOTES**
- 1 ALL LIGHT FIXTURES SHALL BE TYPE 'A' UNLESS NOTED OTHERWISE
 - 2 ALL CONDUITS SHALL CONTAIN A SWITCH LEG, NEUTRAL, AND GROUND UNLESS INDICATED OTHERWISE
 - 3 ALL EXIT SIGNS SHALL BE CONNECTED TO CIRCUIT LA-20 UNLESS INDICATED OTHERWISE

ACCENT LIGHT SYMBOL WITHIN THE WALL INDICATES A LED PANEL SUPPLIED BY THE TRANSLUCENT PANEL MANUFACTURER, AS SPECIFIED BY THE ARCHITECT (TYPICAL)

LIGHTING CONTROL PANEL
PANEL LA



S. Toub & Associates Inc.
Consulting Engineers, Architects / Electrical
19841 Omega Road, Dallas, Texas 75244
972/798-5699

The seal on this document was authorized by Richard L. Norris, P.E. 10089 on the date shown below.

Richard L. Norris
P.E., No. 7950
Professional Engineer
State of Texas
2011.01.18 11:46:05
-6307

FREESSE & NICHOLS
2220 San Jacinto Blvd., Suite 330
Denton, Texas 76205-7956
Phone - (817) 391-4500
Fax - (817) 391-4677

TOWN OF ADDISON, TEXAS
SURVEYOR 1.5 MG EST
M.E.P.
FLOOR PLAN - LIGHTING

NO.	ISSUE	DATE	BY	DATE	JOB NO.	FILE NAME
					ADD08459	4049-E-1.dwg
		01/18/11			DESIGNED	GCH
					DRAWN	TRB
					REVISION	
					CHECKED	RLN

Part is one inch on original drawing if on this sheet, adjust scale.

VERIFY SCALE

SHEET EP-1