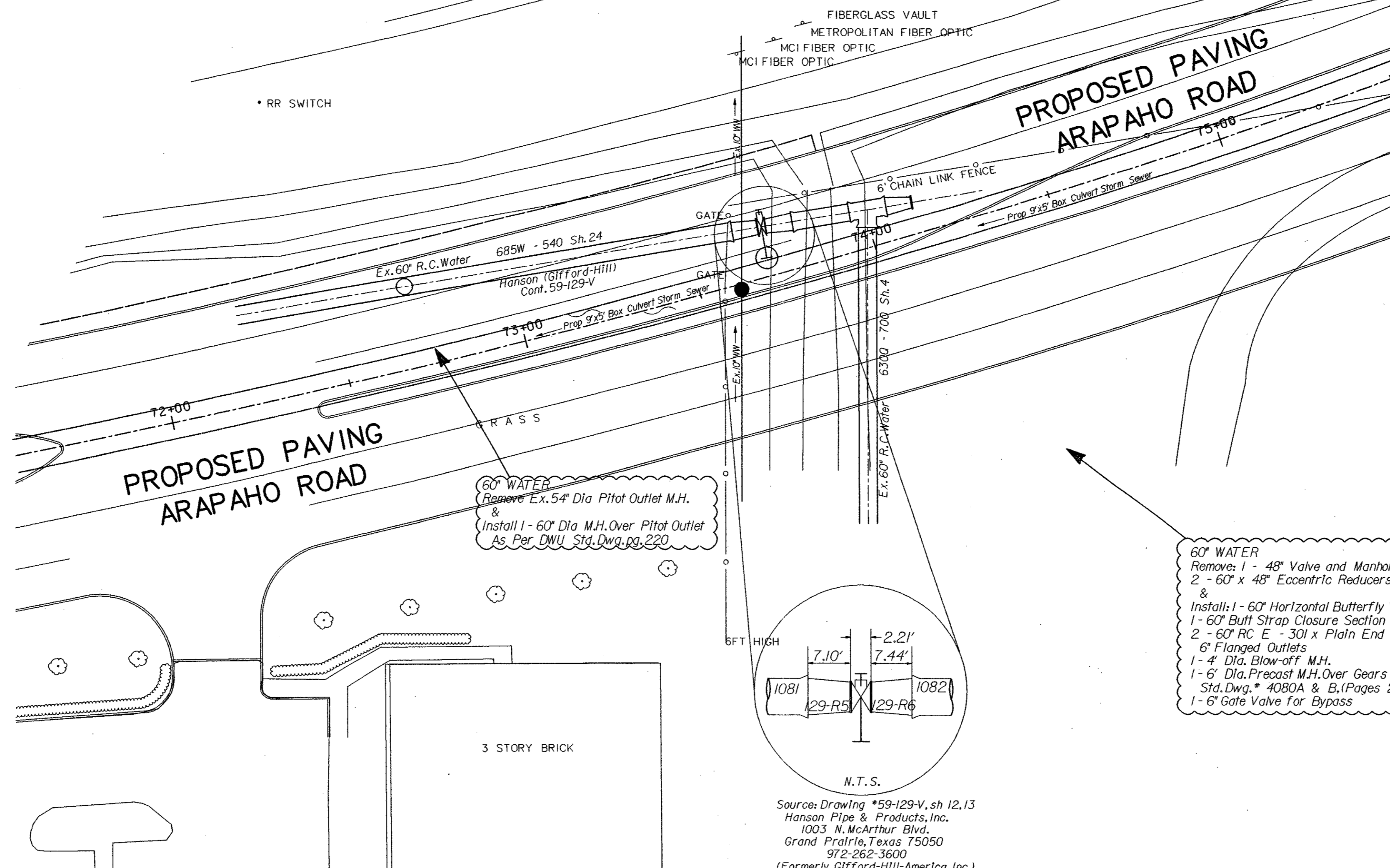
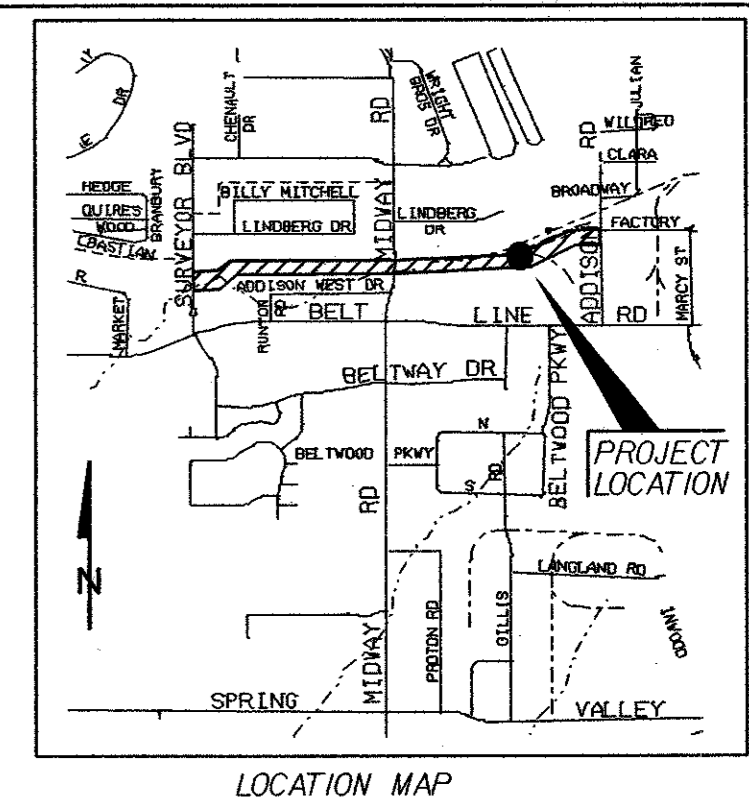


GENERAL NOTES

1. The contractor shall verify the dimensions of all existing water mains to be connected to prior to ordering materials for connections.
2. Backfill for all new valves and manholes shall be Four F Flowable Backfill as per NCTCOG 60210 (I). NO SEPARATE PAY ITEM
3. The 60" Butterfly Valve will be furnished by the City of Dallas Water Utilities Department. The Valve shall be picked up by the contractor at 2900 Municipal St., Dallas, Texas 75215. The contractor shall contact Roger Adams at (214) 670-8459 or Robert Dullig at (214) 670-8458 48 hours in advance to schedule a pick-up time.
4. The contractor will be responsible for furnishing the bolts, glands, insulating kits, gaskets etc. for all valves.
5. The Water Main shall only be shutdown during the winter months of October to April and with the permission of Water Distribution.
6. The contractor will be required to work evenings and weekends for coordinated shut-down of large water mains.



Water Map 33-28M

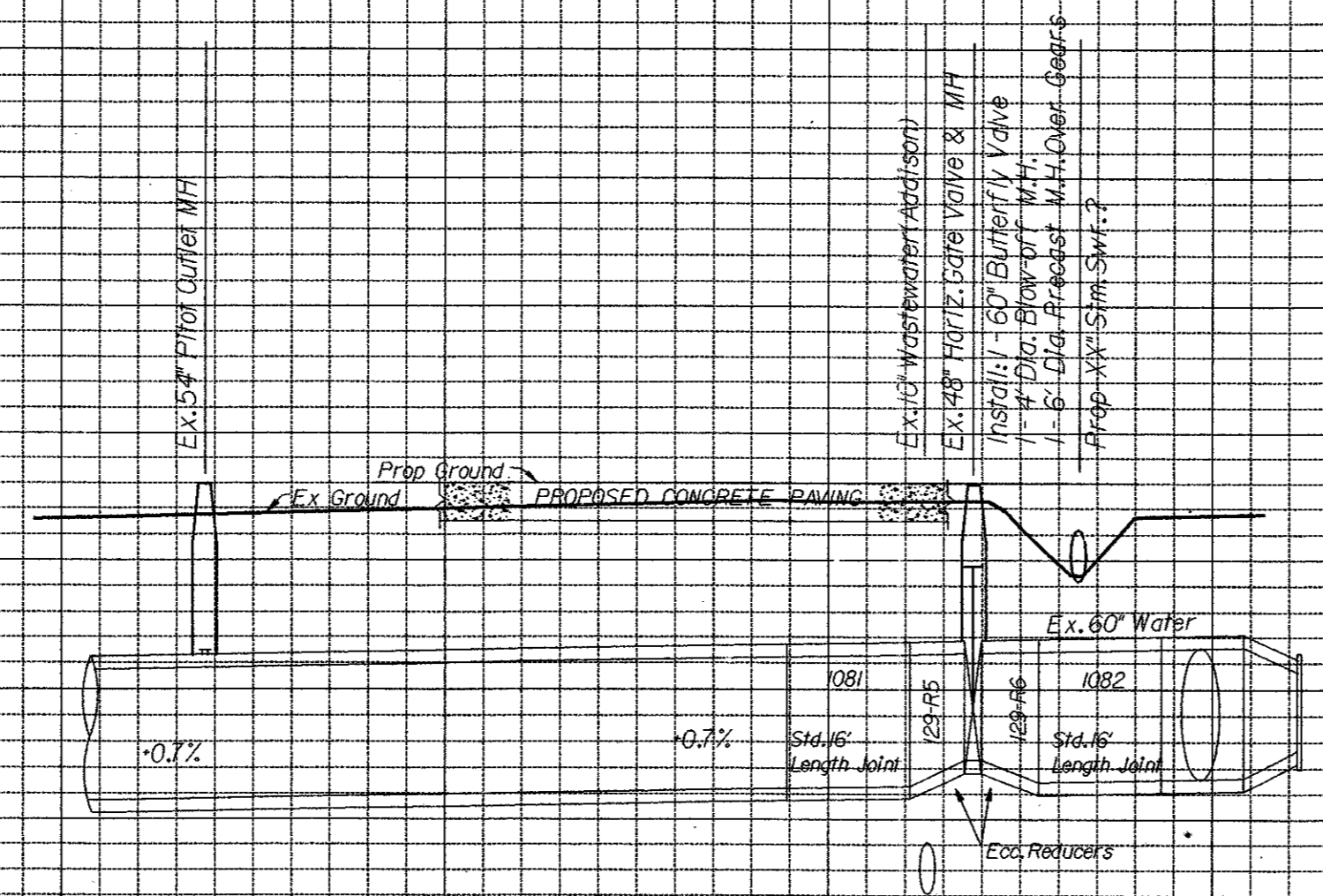


NOTE!
Contractor Shall Verify O.D. of Existing 30" RC Water & Report to Engineer Prior to Ordering Fittings.

WARNING!
Existing Buried Utilities In Area - Contact Dig-Tess 48 Hours Prior To Construction. Phone #1-800-344-8377

60" WATER
Remove: 1 - 48" Valve and Manhole
2 - 60" x 48" Eccentric Reducers &
Install: 1 - 60" Horizontal Butterfly Valve, M.J. x M.J.
1 - 60" Butt Strap Closure Section
2 - 60" RC E - 301 x Plain End Adapters w/ 6" Flanged Outlets
1 - 4" Dia. Blow-off M.H.
1 - 6" Dia. Precast M.H. Over Gears As Per DWJ. Std. Dwg. # 4080A & B. (Pages 214, 215 & 216)
1 - 6" Gate Valve for Bypass

Source: Drawing #59-129-V, sh 12,13
Hanson Pipe & Products, Inc.
1003 N. McArthur Blvd.
Grand Prairie, Texas 75050
972-262-3600
(Formerly Gifford-Hill-America, Inc.)



625
620
615
610

The seal appearing on this document was authorized by Erling Holey, P.E. 41497 on 09/25/2003 for interim review only, Not For Bidding or Construction.

60" BUTTERFLY VALVE ARAPAHO ROAD AT BELTWOOD PUMP STATION WATER UTILITIES DEPARTMENT CITY OF DALLAS, TEXAS						
DESIGN	DRAWN	DATE	SCALE	NOTES	FILE	SHEET NO.
E. ESTEILE	E. ESTEILE	AUG 2003	1" = 20' H 1" = 5' V		685W-	DWU-1

XX