

**NOTES:**

1. INTEGRAL CURB & GUTTER SHALL CONFORM TO NCTCOG STD DWG NO. 2120.

2. ALL TRANSVERSE JOINTS SHALL BE ON 11' CENTERS MAX.

3. PROFILE GRADES SHOWN ON THE PAVING PLAN & PROFILE SHEETS ARE TOP OF CURB UNLESS NOTED OTHERWISE ON THE PLANS.

4. SEE PAVING PLAN & PROFILE SHEETS FOR MEDIAN AND RIGHT TURN LANE TOP OF CURB GRADES.

5. THE FINAL FINISH ON THE CONCRETE STREET PAVEMENT SHALL CONSIST OF A COMBINATION OF A LONGITUDINAL CARPET DRAG AND TRANSVERSE METAL TINE FINISH AS DESCRIBED IN TxDOT STANDARD SPECIFICATIONS FOR ITEM 360 - CONCRETE PAVEMENT UNLESS SPECIFIED OTHERWISE IN THE PLANS.

6. TOPSOIL TO BE FINE GRADED AND RAKED BEFORE SOD IS INSTALLED.

\*PAVEMENT CROSS SLOPES VARY FROM THE TYPICAL 1/4"/FT. SEE PAVING PLANS FOR PROPOSED GRADES.

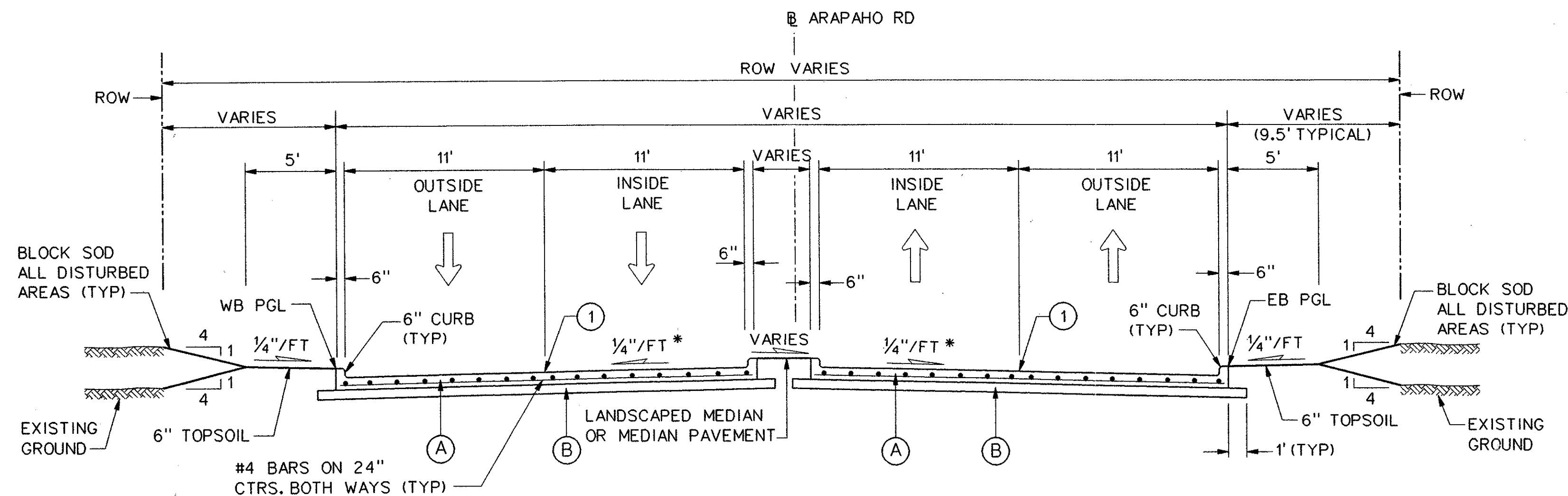
**LEGEND**

(A) 10" 5000 p.s.i. REINFORCED PORTLAND CEMENT CONCRETE PVMT.

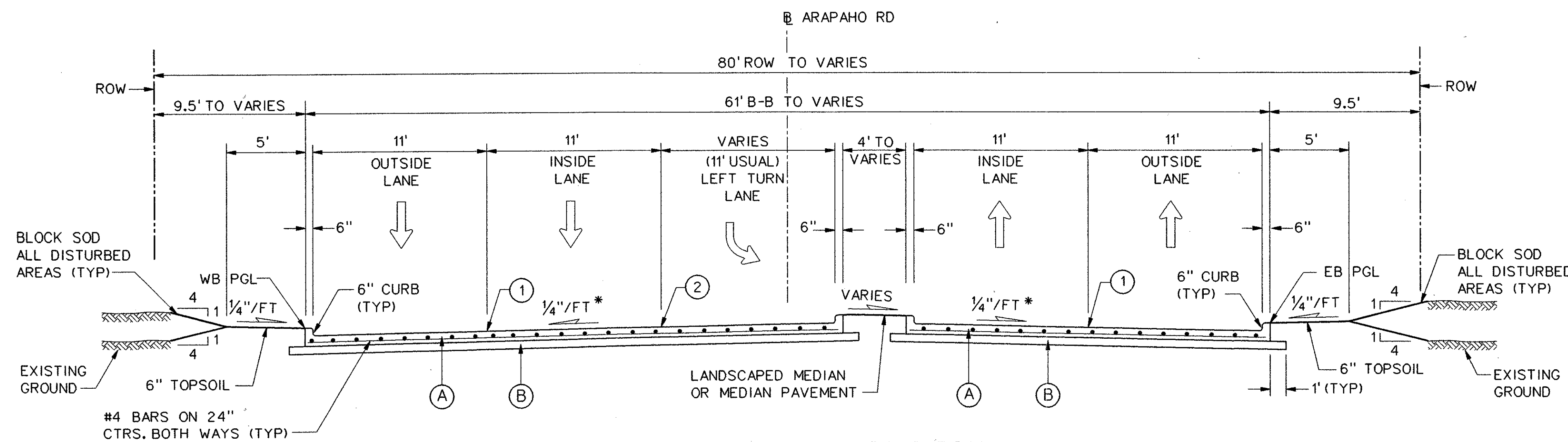
(B) SCARIFY 6" DEPTH AND RECOMPACT TO 95% STANDARD PROCTOR DENSITY. SUBSIDIARY TO 10" REINFORCED CONCRETE PAY ITEM.

(1) SAWED LONGITUDINAL DUMMY JOINT.


(2) CONSTRUCTION JOINT (FULL WIDTH PAVING IS ALLOWED WHERE APPROVED BY THE TOWN OF ADDISON). IF FULL WIDTH PAVING IS APPROVED, SAWED JOINT.



**TYPICAL SECTION - ARAPAHO ROAD**  
**4 LANE DIVIDED**  
 STA 37+89.26 TO STA 38+28.00



**TYPICAL SECTION - ARAPAHO ROAD**  
**4 LANE DIVIDED W/ WB LEFT TURN LANE**  
 STA 34+72.48 TO STA 37+89.26



				32	
NO.	DATE	REVISION			APPROV.
<b>HNTB</b> ARCHITECTS ENGINEERS PLANNERS The HNTB Companies <b>ARAPAHO ROAD - PHASE III</b> SURVEYOR BOULEVARD TO ADDISON ROAD PAVING TYPICAL SECTIONS SHEET 2 OF 9 TOWN OF ADDISON, TEXAS					
Design	JSN	Drawn	GFS	DATE	APRIL 04
Check	JDH	Check	JSN	SCALE	1" = 5'
				PROJECT NO.	25768
				SHEET NO.	PT-2

29-JUN-2004 12:17  
 G:\25768-p3\3\1\1\003\ar3\p02.dgn