

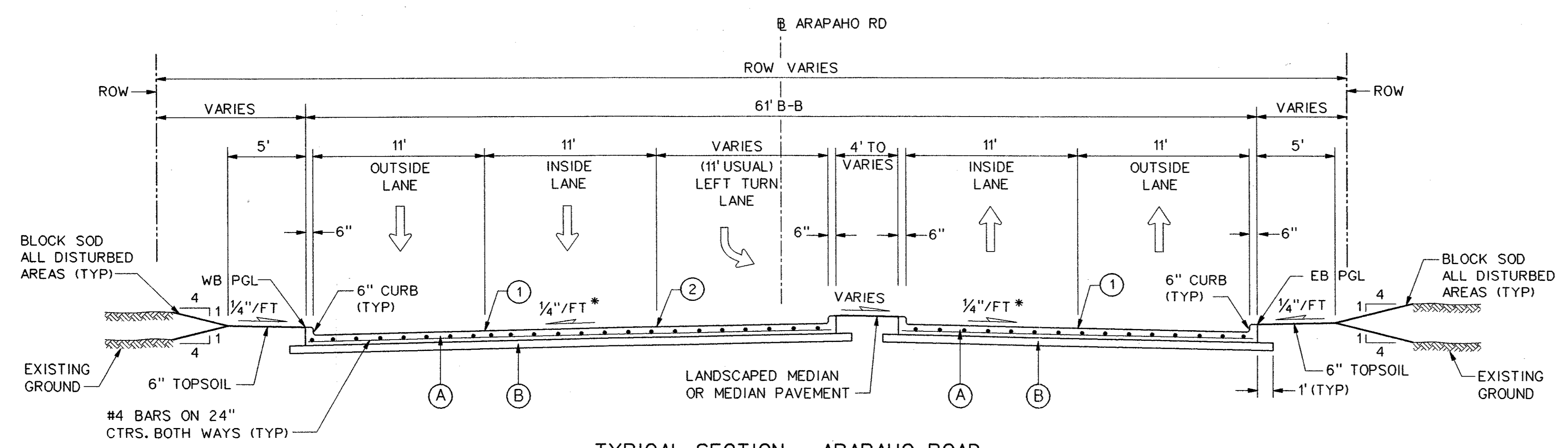
NOTES:

1. INTEGRAL CURB & GUTTER SHALL CONFORM TO NCTCOG STD DWG NO. 2120.
2. ALL TRANSVERSE JOINTS SHALL BE ON 11' CENTERS MAX.
3. PROFILE GRADES SHOWN ON THE PAVING PLAN & PROFILE SHEETS ARE TOP OF CURB UNLESS NOTED OTHERWISE ON THE PLANS.
4. SEE PAVING PLAN & PROFILE SHEETS FOR MEDIAN AND RIGHT TURN LANE TOP OF CURB GRADES.
5. THE FINAL FINISH ON THE CONCRETE STREET PAVEMENT SHALL CONSIST OF A COMBINATION OF A LONGITUDINAL CARPET DRAG AND TRANSVERSE METAL TINE FINISH AS DESCRIBED IN TxDOT STANDARD SPECIFICATIONS FOR ITEM 360 - CONCRETE PAVEMENT UNLESS SPECIFIED OTHERWISE IN THE PLANS.
6. TOPSOIL TO BE FINE GRADED AND RAKED BEFORE SOD IS INSTALLED.

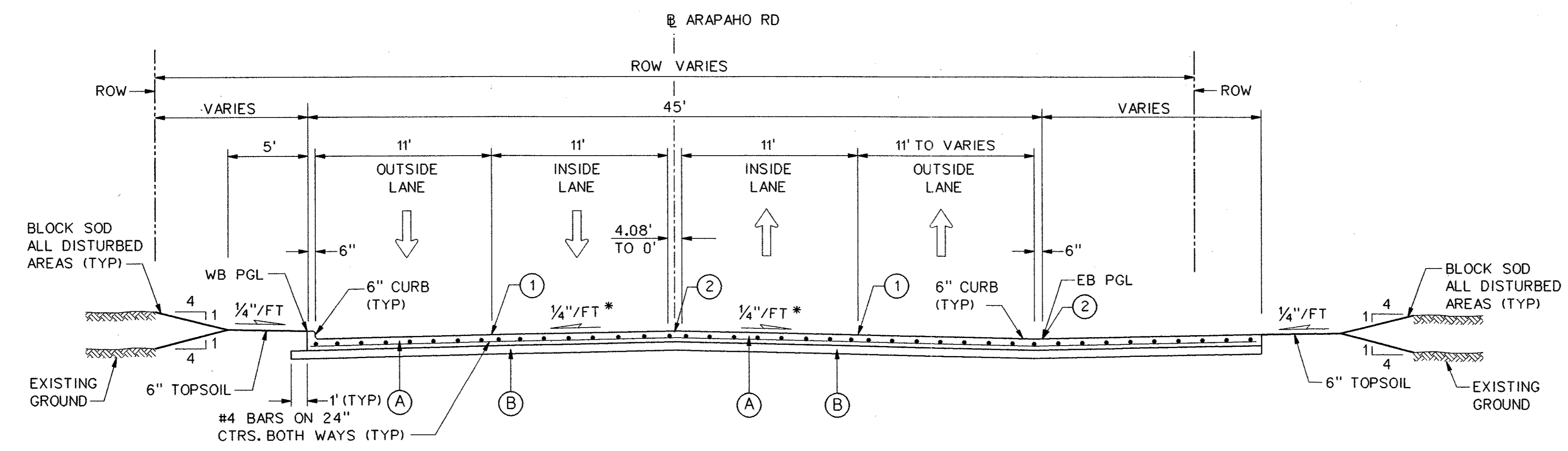
* PAVEMENT CROSS SLOPES VARY FROM THE TYPICAL 1/4"/FT. SEE PAVING PLANS FOR PROPOSED GRADES.

LEGEND


- (A) 10" 5000 p.s.i. REINFORCED PORTLAND CEMENT CONCRETE PVMT.
- (B) SCARIFY 6" DEPTH AND RECOMPACT TO 95% STANDARD PROCTOR DENSITY. SUBSIDIARY TO 10" REINFORCED CONCRETE PAY ITEM.
- (1) SAWED LONGITUDINAL DUMMY JOINT.
- (2) CONSTRUCTION JOINT (FULL WIDTH PAVING IS ALLOWED WHERE APPROVED BY THE TOWN OF ADDISON). IF FULL WIDTH PAVING IS APPROVED, SAWED JOINT.



TYPICAL SECTION - ARAPAHO ROAD
4 LANE DIVIDED W/ WB LEFT TURN LANE
 STA 39+34.77 TO STA 41+68.16



TYPICAL SECTION - ARAPAHO ROAD
4 LANE UNDIVIDED
 STA 38+28.00 TO STA 39+34.77



| | | | | |
|---|-----------|----------|----------|-----------------------|
| NO. | | DATE | REVISION | APPROV. |
| HNTB ARCHITECTS ENGINEERS PLANNERS The HNTB Companies | | | | |
| ARAPAHO ROAD - PHASE III | | | | |
| SURVEYOR BOULEVARD TO ADDISON ROAD | | | | |
| PAVING TYPICAL SECTIONS | | | | |
| SHEET 3 OF 9 | | | | |
| TOWN OF ADDISON, TEXAS | | | | |
| Design JSN | Drawn GFS | DATE | SCALE | PROJECT NO. SHEET NO. |
| Check JDH | Check JSN | APRIL 04 | 1" = 5' | 25768 PT-3 |

29-JUN-2004 12:17 G:\25768-ph3\h1\cads\ar3\typ03.dgn