

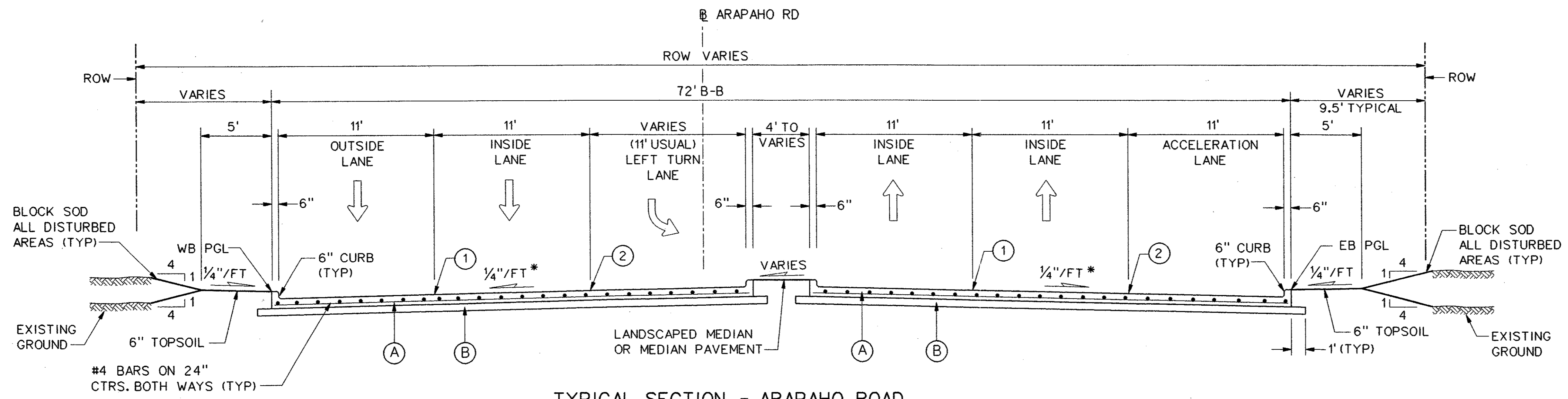
NOTES:

1. INTEGRAL CURB & GUTTER SHALL CONFORM TO NCTCOG STD DWG NO. 2120.
2. ALL TRANSVERSE JOINTS SHALL BE ON 11' CENTERS MAX.
3. PROFILE GRADES SHOWN ON THE PAVING PLAN & PROFILE SHEETS ARE TOP OF CURB UNLESS NOTED OTHERWISE ON THE PLANS.
4. SEE PAVING PLAN & PROFILE SHEETS FOR MEDIAN AND RIGHT TURN LANE TOP OF CURB GRADES.
5. THE FINAL FINISH ON THE CONCRETE STREET PAVEMENT SHALL CONSIST OF A COMBINATION OF A LONGITUDINAL CARPET DRAG AND TRANSVERSE METAL TINE FINISH AS DESCRIBED IN TxDOT STANDARD SPECIFICATIONS FOR ITEM 360 - CONCRETE PAVEMENT UNLESS SPECIFIED OTHERWISE IN THE PLANS.
6. TOPSOIL TO BE FINE GRADED AND RAKED BEFORE SOD IS INSTALLED.

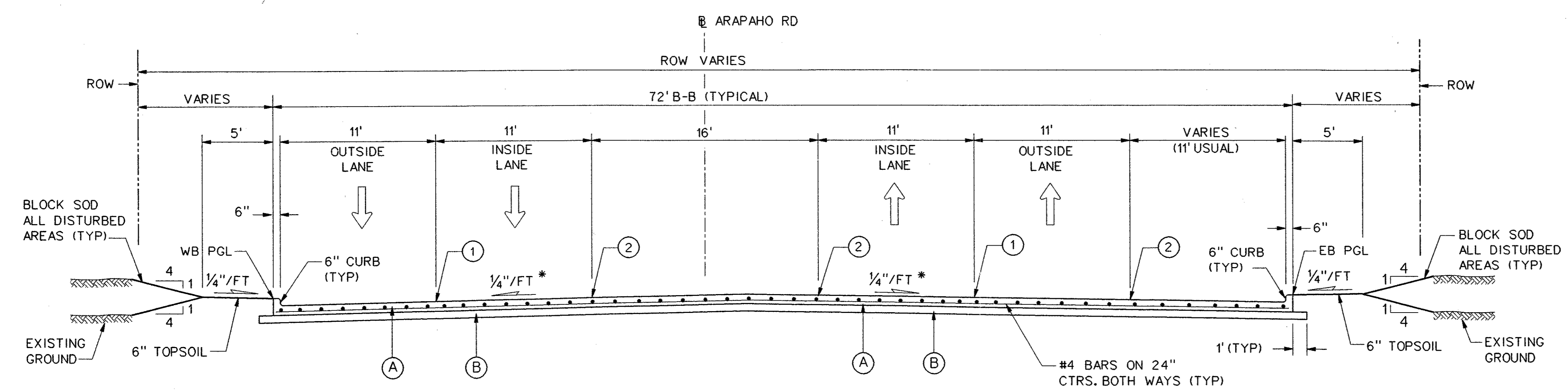
*PAVEMENT CROSS SLOPES VARY FROM THE TYPICAL 1/4"/FT. SEE PAVING PLANS FOR PROPOSED GRADES.

LEGEND


- (A) 10" 5000 p.s.i. REINFORCED PORTLAND CEMENT CONCRETE PVMT.
- (B) SCARIFY 6" DEPTH AND RECOMPACT TO 95% STANDARD PROCTOR DENSITY. SUBSIDIARY TO 10" REINFORCED CONCRETE PAY ITEM.
- (1) SAWED LONGITUDINAL DUMMY JOINT.
- (2) CONSTRUCTION JOINT (FULL WIDTH PAVING IS ALLOWED WHERE APPROVED BY THE TOWN OF ADDISON). IF FULL WIDTH PAVING IS APPROVED, SAWED JOINT.



TYPICAL SECTION - ARAPAHO ROAD
4 LANE DIVIDED W/ WB LEFT TURN LANE
AND EB ACCELERATION LANE
 STA 72+38.24 TO STA 74+92.46



TYPICAL SECTION - ARAPAHO ROAD
HERITAGE INN ENTRANCE
 STA 71+66.55 TO STA 72+38.24



NO.		DATE	REVISION	APPROV.
HNTB ARCHITECTS ENGINEERS PLANNERS <i>The HNTB Companies</i>				
ARAPAHO ROAD - PHASE III				
SURVEYOR BOULEVARD TO ADDISON ROAD				
PAVING TYPICAL SECTIONS				
SHEET 8 OF 9				
TOWN OF ADDISON, TEXAS				
Design	JSN	Drawn	GFS	DATE
Check	JDH	Check	JSN	APRIL 04
SCALE	1" = 5'	PROJECT NO.	25768	SHEET NO.
				PT-8

29-JUN-2004 12:17 G:\25768-ph3\m\cads\var3\typ08.dgn