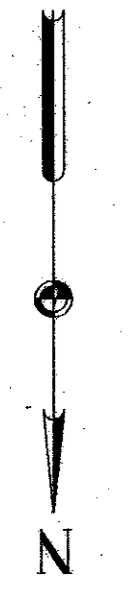

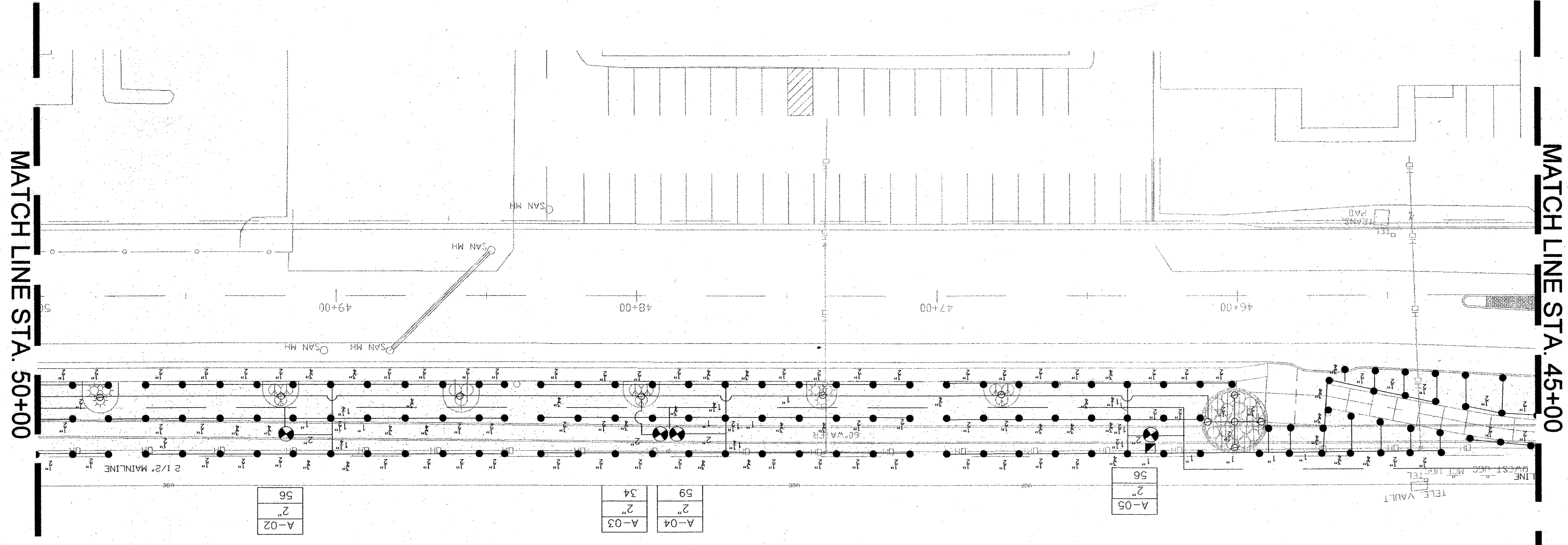


CONTRACTOR SHALL VERIFY NOZZLE SIZES IN FIELD FOR MPR AND HEAD TO MINIMIZE OVERSPRAY. NO OVERSPRAY ONTO PAVEMENT SHALL BE ACCEPTED.

- RAINBIRD 1804-PRS-SAM SERIES 4" POP-UP SPRAY - MPR NOZZLES
- RAINBIRD 1806-PRS-SAM SERIES 6" POP-UP SPRAY - MPR NOZZLES
- RAINBIRD 1812-PRS-SAM SERIES 12" POP-UP SPRAY - MPR NOZZLES
- ◆ TORO FB-100 ON SCH 80 RISER W/SHRUB ADAPTOR - TREE WELLS
- HUNTER I20-ADV SERIES - 8.0 NOZZLE
- HUNTER I20-ADV SERIES - 4.0 NOZZLE
- HUNTER I20-6P-ADV SERIES - 8.0 NOZZLE
- HUNTER I20-6P-ADV SERIES - 4.0 NOZZLE
- HUNTER I20-HP-ADV SERIES - 8.0 NOZZLE
- HUNTER I20-HP-ADV SERIES - 4.0 NOZZLE
- △ HUNTER I20-HP-ADV SERIES - 8.0 NOZZLE
- △ HUNTER I20-HP-ADV SERIES - 4.0 NOZZLE
- ⊕ WEATHERMATIC 11000CR SERIES REMOTE CONTROL VALVE
- ⊕ MANIFOLDED VALVES SHALL BE SPACED 4'-0" APART
- ⊕ BUCKNER QBS3BL07 SINGLE LUG 3/4" QUICK COUPLING VALVE
- ⊕ SPEARS PLASTIC BALL VALVE - Same size as mainline

- ⊖ WATTS 007M SERIES INLINE DCA - 2"
- ⊖ HERSEY MVR WATER METER - 2"
- ⊖ RAINMASTER EVOLUTION DX-2 CONTROLLER - ELEC DISTRIBUTION AND PHONE SERVICE LINES TO THE CONTRACTOR. THE ELECTRICAL AND PHONE LINES RELATED WORK SHALL BE INSTALLED PER ALL LOCAL AND NATIONAL CODES.
- ⊖ FLOW METER - SAME SIZE AS MAINLINE - RS-200 DATA INDUSTRIAL FLOW METER - SCHEDULE 40 PVC MAINLINE - REF PLAN
- ⊖ Class 15 IPS or Class 200 IPS Lateral Line
- ⊖ SCH 40 PVC SLEEVE - PERMANENTLY MARK CURB WITH LOCATIONS OF SLEEVES PER CITY STANDARD
- ⊖ ZONE VALVE SIZE
- ⊖ GPM PER VALVE

IRRIGATION LEGEND:



MATCH LINE STA. 50+00

MATCH LINE STA. 45+00

A-02
2"
56

A-03
2"
34
A-04
2"
59

A-05
2"
56

WSP