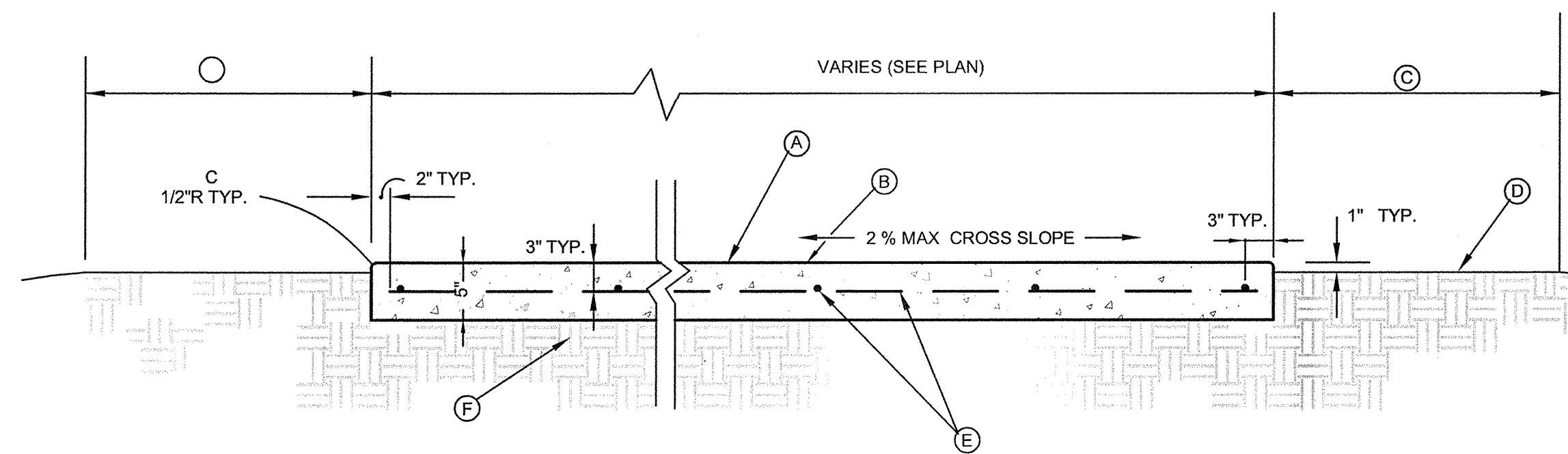


B TYPICAL EXPANSION JOINT
SCALE: N.T.S.

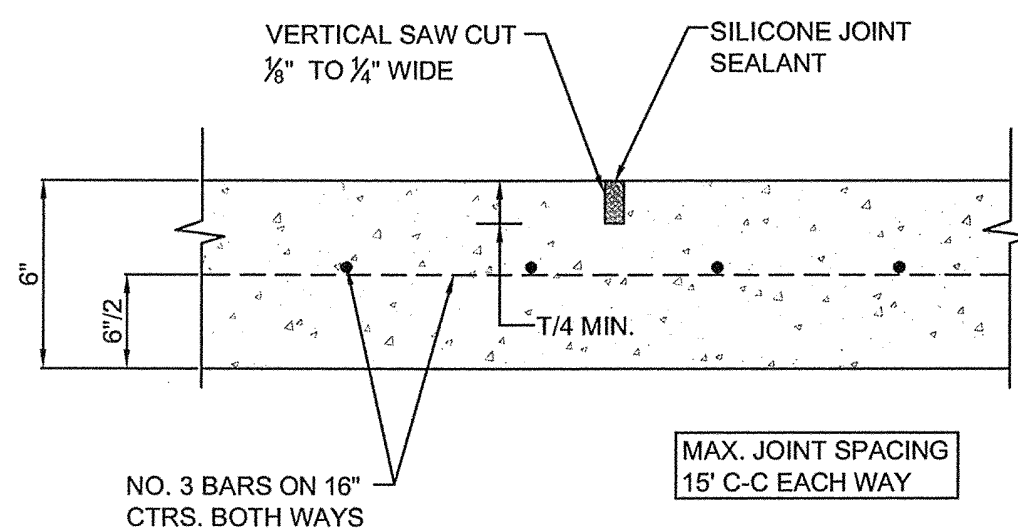


A TYPICAL CONCRETE WALK
SCALE: N.T.S.

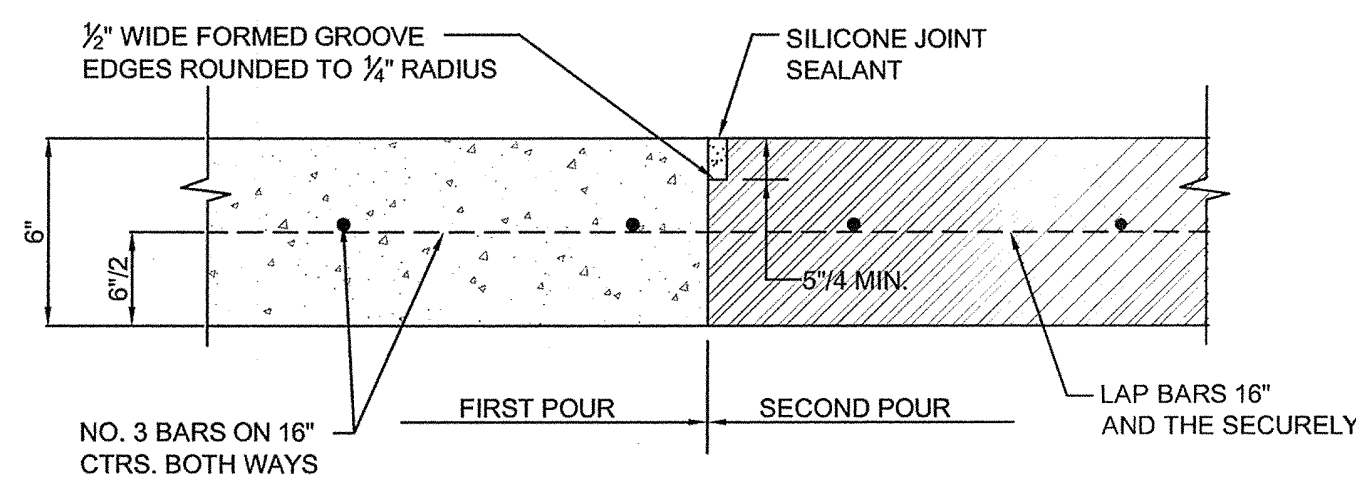
CONSTRUCTION NOTES:
 A. 3000 PSI CONCRETE WALK
 B. LIGHT TO MEDIUM BROOM PICTURE FRAME FINISH
 C. SOLID SOD GRASS
 D. FINISH GRADE
 E. #3 BARS 16" O.C. MAX BOTH WAYS
 F. COMPACT SUBGRADE TO 95% STANDARD PROCTOR DENSITY

DESIGN STANDARD NOTES:
 1. CONTROL JOINTS TO BE SAW-CUT ONE-FOURTH THE PAVEMENT THICKNESS PLACED AT INTERVALS EQUAL TO THE TRAIL WIDTH
 2. ONE INCH REDWOOD EXPANSION JOINTS SHALL BE PLACED IN THE SIDEWALK AT AN INTERVAL OF:
 - 40' IN 4' WIDE SIDEWALKS

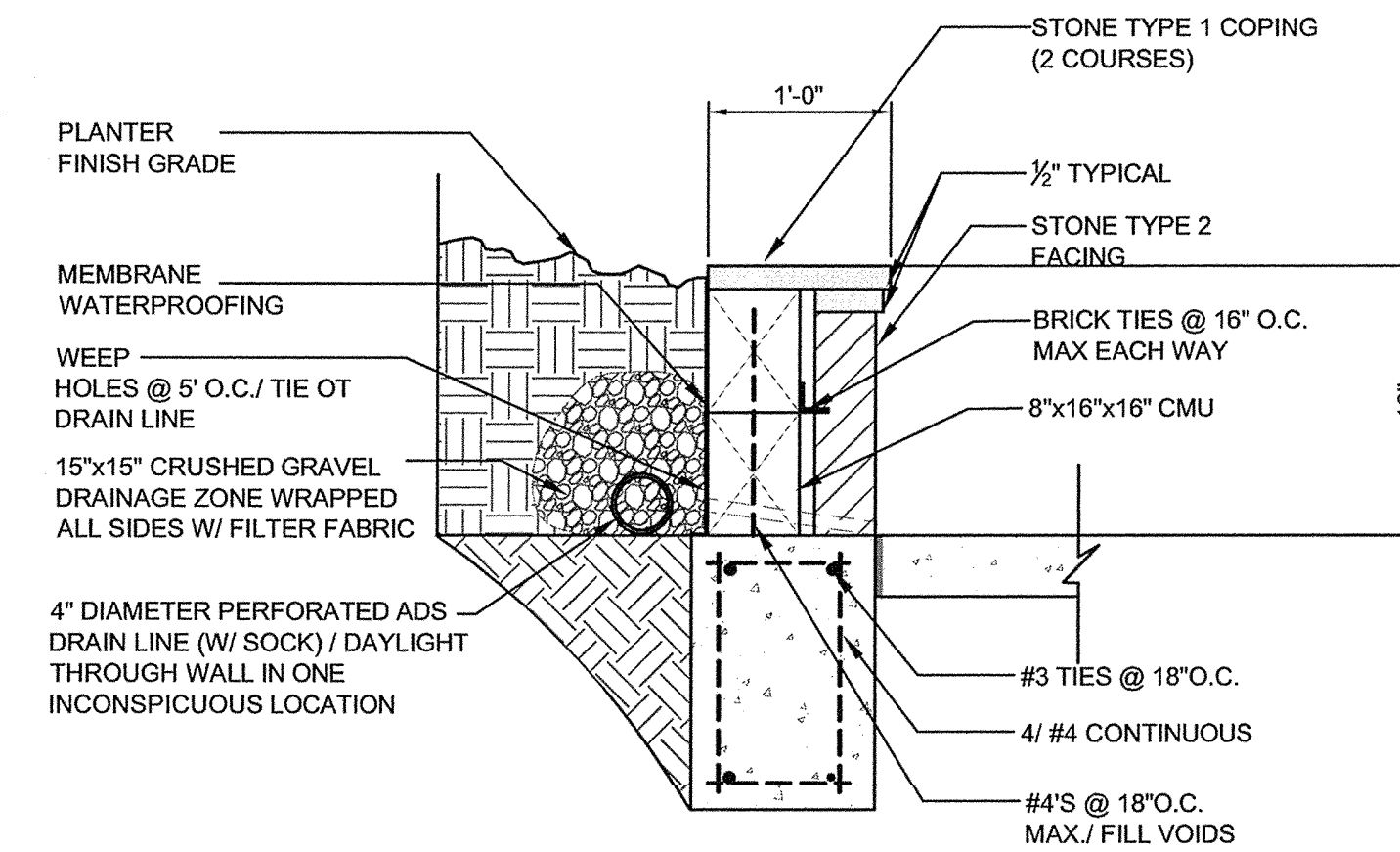
GENERAL NOTES FOR SIDEWALKS:
 1. ALL PEDESTRIAN WALKING SURFACES SHALL NOT EXCEED 5% (1:20) LONGITUDINAL SLOPE OR 2% (1:50) CROSS SLOPE.
 2. THE MATERIALS AND WORKMANSHIP FOR CONCRETE PAVING SHALL BE IN ACCORDANCE WITH N.C.T.C.O.G.



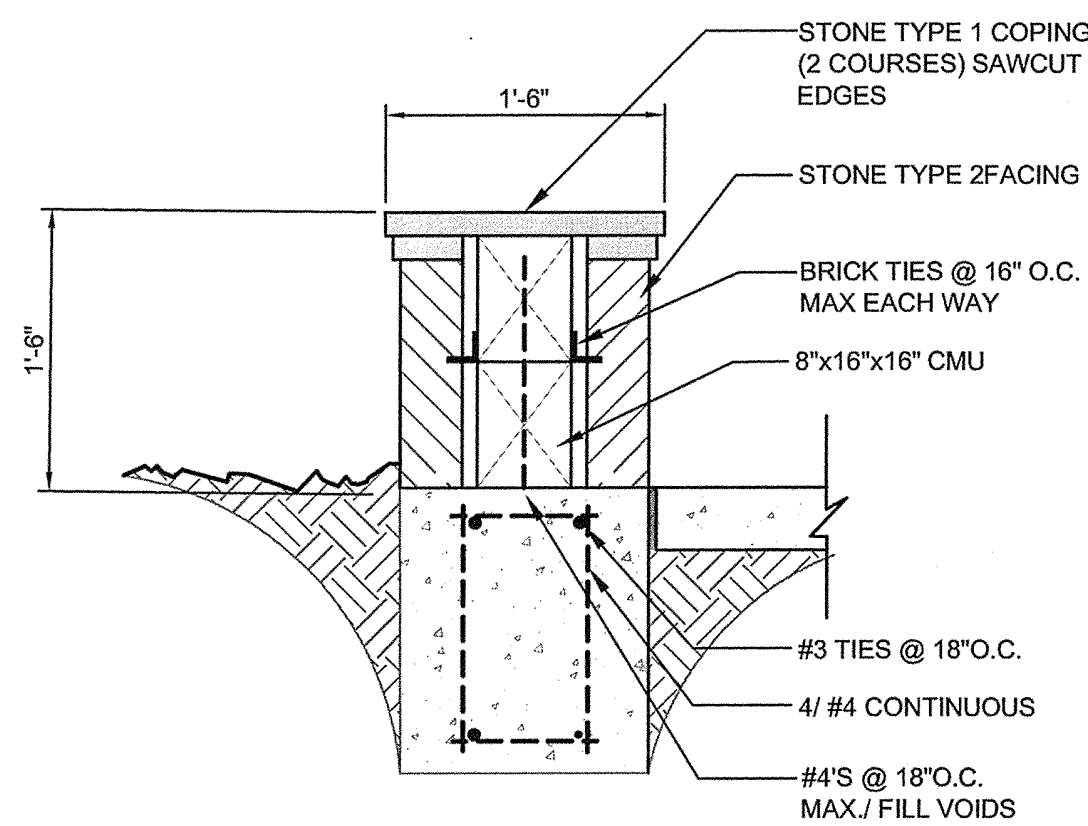
E SAWED DUMMY JOINT
SCALE: N.T.S.



D TYPICAL CONSTRUCTION JOINT
SCALE: N.T.S.



C PLANTER WALL
SCALE: 1'-1'-0"



F SEAT WALL SECTION
SCALE: 1'-1'-0"

SITE FURNISHINGS LEGEND

QUANTITY	KEY	MODEL NO.	MANUFACTURER
20	BENCH	TOWN SQUARE VERTICAL STRAP 70" surface mounted Finish black semi gloss	LANDSCAPE FORMS Contact: Diane Collier 214-343-1145
1	TRASH RECEPTACLE	BETHESDA SERIES MODEL # SD-35 Side door with S-2 Formed Dome Lid Finish VS Black	Victor Stanley Contact: Victor Stanley 800-368-2573
2	PLANTER POT	International 48" x 14", LS 9095	LONGSHADOW CLASSIC GARDEN ORNAMENTS 618-893-4831
7	BICYCLE RACK	Bollard Bike Rack BR-2 2 Locking Loops, 36" height embed mount Finish black semi gloss	FAIRWEATHER Contact: Resource Consulting Group 972-492-2428
9	BOLLARD	BOLLARD MODEL: SAN FRANCISCO; Color Black Semigloss	URBAN ACCESSORIES Contact: URBAN ACCESSORIES 1-877-487-0488
26	LIGHT POLE	PHILADELPHIA POLE LIGHT; Color Black	ANTIQUE STREET LAMPS Contact: The Lighting Alliance 972-456-9800

PAVING LEGEND

TYPE	DESCRIPTION	COLOR
PAVER TYPE 1	ACME EUREKA	231 Blend
PAVER TYPE 2	ACME EUREKA	245 Chocolate
STANDARD GRAY CONCRETE	4" THICK WITH PICTURE FRAME FINISH	STANDARD GRAY

MASONRY LEGEND

TYPE	DESCRIPTION	COMMENTS
STONE TYPE 1	MILSAP STONE CAP	SAWN FACE ALL SIDES, TOOLED MORTAR JOINT COLOR TO MATCH STONE. PROVIDE SAMPLES FOR LANDSCAPE ARCHITECTS APPROVAL/ BUFF MORTAR @ MAX. 1/2"
STONE TYPE 2	MILSAP STONE WALL	RANDOM RECTANGULAR PATTERN WITH HIDDEN JOINTS COLOR TO MATCH STONE. PROVIDE SAMPLES FOR LANDSCAPE ARCHITECT APPROVAL/ BUFF MORTAR @ MAX. 1/2"

ASBURY CIRCLE
ADDISON, TX

DAVID C. BALDWIN
INCORPORATED



LANDSCAPE ARCHITECTURE PLANNING
730 EAST PARK BOULEVARD
SUITE 100 PLANO, TX 75074

TEL: (972) 509-1266
FAX: (972) 509-1269

Sheet Title:
HARDSCAPE DETAILS

Proj. No.:
Date: 1 OCT 07
Drawn: BJL
Checked: RRM
Approved: DCB
sheet number
of **L2.1** sheets