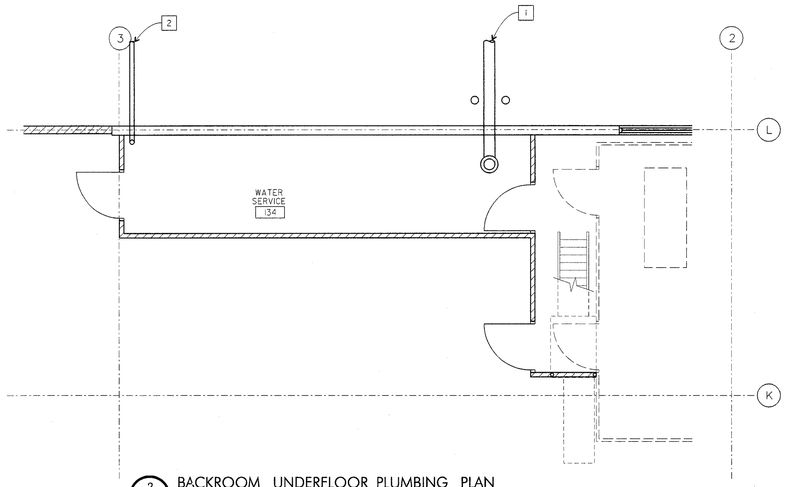

2 M7A BACKROOM UNDERFLOOR PLUMBING PLAN
1/4" = 1'-0"

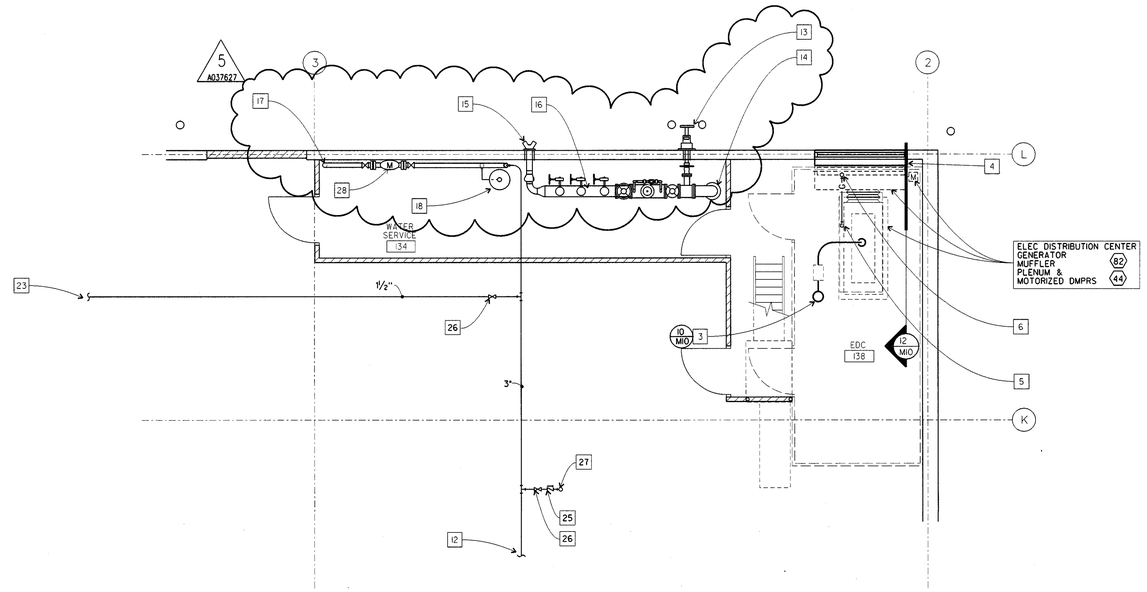

1 M7A WATER SERVICE PLUMBING & HVAC PLAN
1/4" = 1'-0"

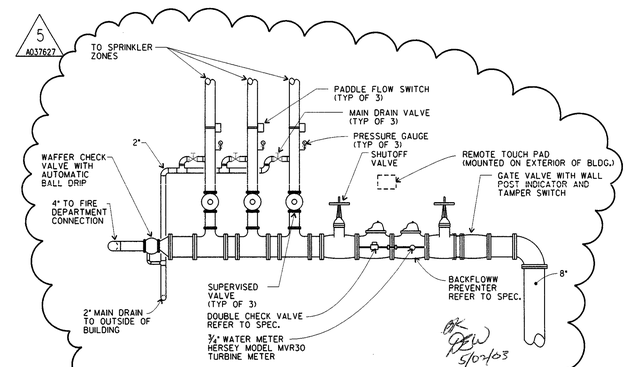

EXTERIOR WALL MOUNTING HEIGHTS:
1. MOUNT POST INDICATING VALVE A MINIMUM 3'-6" AND A MAXIMUM 5'-6" ABOVE GRADE.
2. MOUNT FIRE DEPARTMENT CONNECTION A MINIMUM 1'-6" AND A MAXIMUM 3'-6" ABOVE GRADE.
3. MOUNT REMOTE TOUCH PAD AT MINIMUM OF 4'-0" AND A MAXIMUM OF 5'-6" ABOVE GRADE.

4 M7A FIRE PROTECTION RISER ELEVATION
NOT TO SCALE

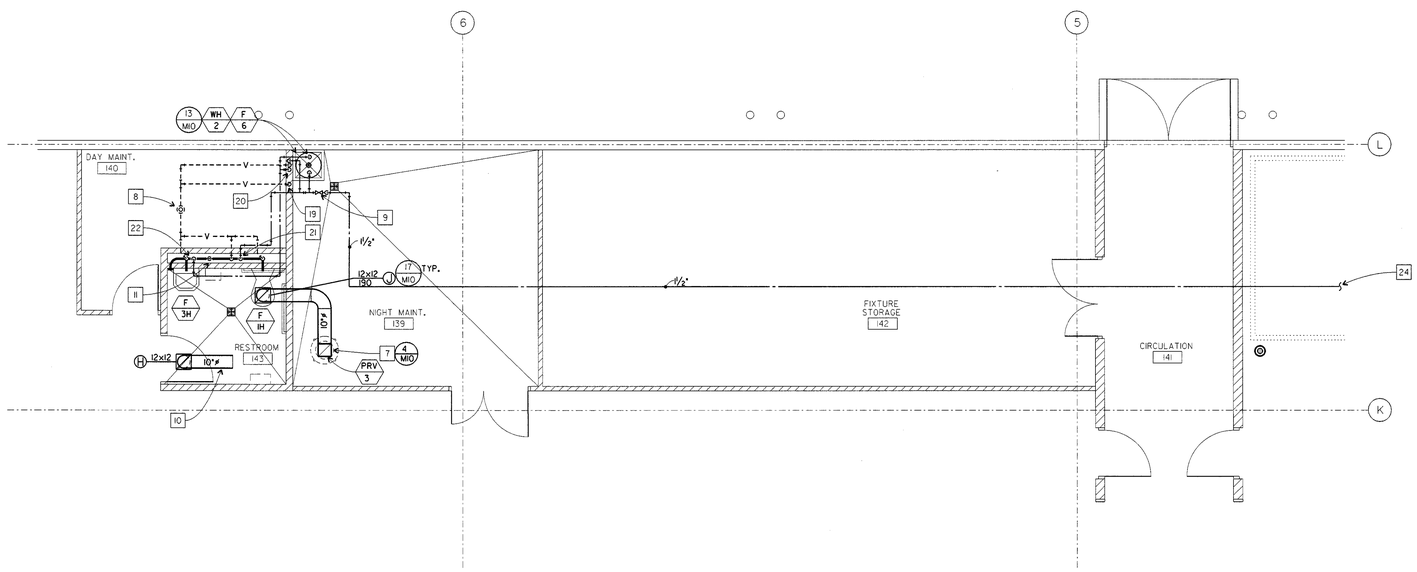

3 M7A BACKROOM PLUMBING & HVAC PLAN
1/4" = 1'-0"
0 2' 4' 8' 12'

KEYNOTES: 1 M7A 2 M7A 3 M7A

1 EXISTING 8" FIRE SERVICE.	19 2" VENT.
2 EXISTING 3" WATER SERVICE.	20 ½" COLD WATER, 1½" VENT, AND ½" HOT WATER.
3 3" GENERATOR EXHAUST THROUGH ROOF.	21 1½" COLD WATER DOWN.
4 72"x72" SLEEVE IN WALL BY DIVISION 15. CONNECT TO WALL LOUVER AND GENERAL EXHAUST PLENUM.	22 ½" HOT WATER DOWN.
5 1" GAS TO GENERATOR.	23 SEE 3/M7A FOR CONTINUATION.
6 1¼" GAS PIPE UP THROUGH ROOF. SEE 1/M4 FOR CONTINUATION.	24 SEE 1/M7A FOR CONTINUATION.
7 10" DIAM UP TO PRV-3.	25 BACKFLOW PREVENTER. SEE SPECIFICATION.
8 2" VENT UP, 4" VENT THROUGH ROOF.	26 SHUT-OFF VALVE.
9 MOUNT SHUT-OFF VALVE AT 9-6" AFF.	27 ¾" CW UP TO F-1 ROOF HYDRANT ABOVE. SEE 1/M4 FOR CONTINUATION.
10 10" DIAM TRANSFER DUCT 3'-0" LONG ON TOP OF CEILING. LOCATE BOTTOM OF DUCT AT 9'-6" AFF.	28 DOMESTIC WATER METER.
11 4" WASTE DOWN THROUGH FLOOR.	
12 SEE 1/M3 FOR CONTINUATION.	
13 WALL POST INDICATING VALVE W/TAMPER SWITCH.	
14 8" DOWN TO FIRE MAIN.	
15 FIRE DEPARTMENT CONNECTION.	
16 FIRE PROTECTION RISER SEE 4/M7A.	
17 EXISTING 3" DOMESTIC WATER MAIN THROUGH FLOOR.	
18 THERMAL EXPANSION ABSORBER AMTROL "THERM-X-TROL" MODEL ST-60V-C FLOOR-MOUNTED TANK. SEE SPECIFICATION.	

TARGET
TARGET STORES
A DIVISION OF
TARGET CORPORATION
1000 NICOLLET MALL
MINNEAPOLIS, MINNESOTA 55403
FAX (612) 761-3322

ENGINEERING SOLUTIONS
1200 METROPOLITAN CENTRE
333 SOUTH 7th STREET
MINNEAPOLIS, MN 55402
FAX: 612-339-8854
TEL: 612-339-4461
VICHARD COSULET ERICESON

RSP Architects
7220 Mendhall Street N.E.
Minneapolis, MN 55432
612.677.7499 Voice
612.677.7499 Fax

ISSUE DATE 17 FEBRUARY 2003
DRAWN BY AWS / CAJ
REVIEWED BY JRW / DDC
ISSUES AND REVISIONS
02-17-03 BP-3.0 COMPLETE CONSTRUCTION
04-25-03 1 CCM A037627
TITLE T-1850 P2001
JULY 03 CONFIGURATION LL
PROJECT CODE 211850
PROJECT ADDISON TX
SEC BELT LINE ROAD & MARSH LANE
ADDISON, TX 75244

TITLE BACKROOM PLMBG HVAC AND FIRE PROTECTION PLAN

SHEET M7A

name=d\pengplotting
xxxx