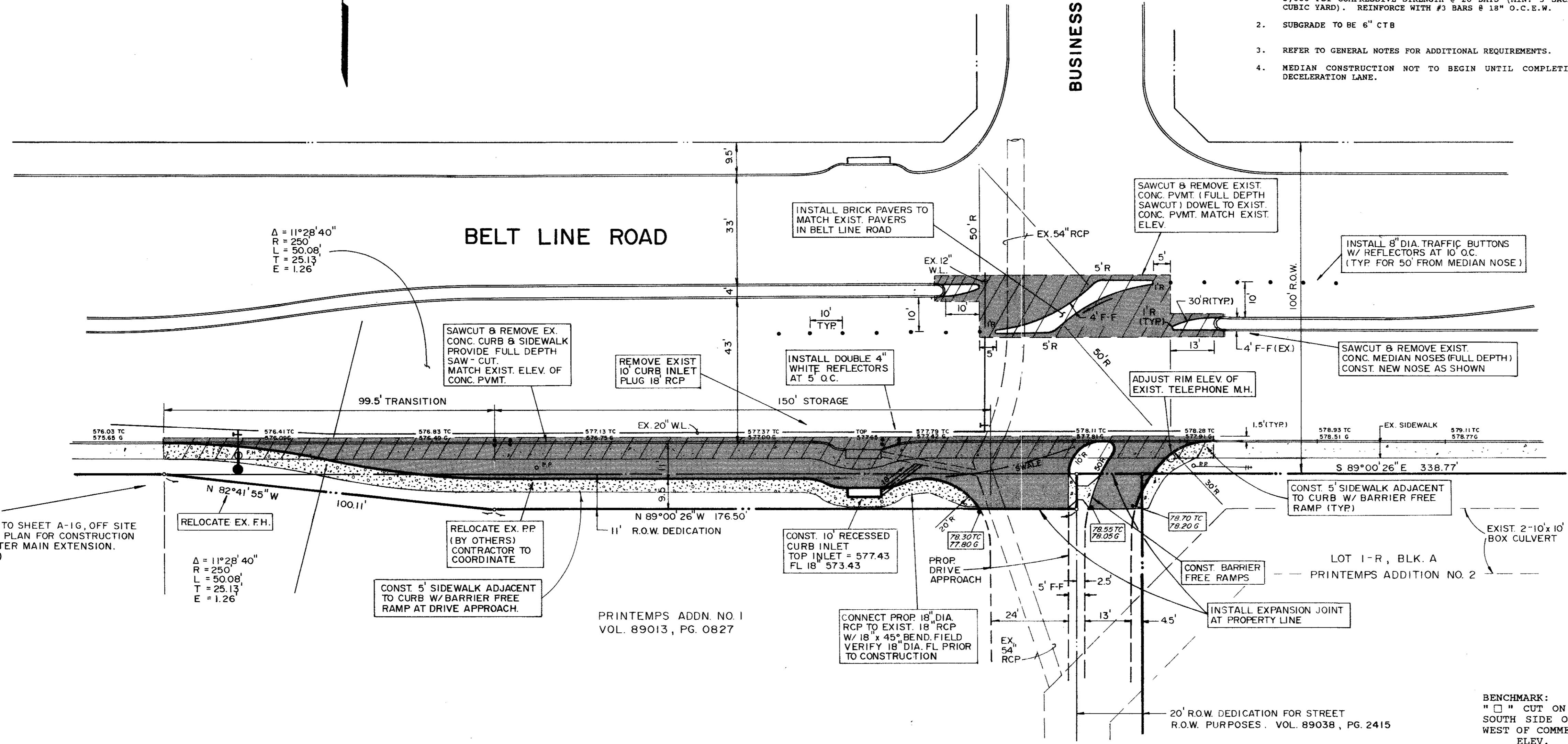




BUSINESS AVE.

- MEDIAN NOTES**
1. CONCRETE PAVEMENT FOR MEDIAN CONSTRUCTION WILL BE 8" THICK, 3,000 PSI COMPRESSIVE STRENGTH @ 28 DAYS (MIN. 5 SACKS PER CUBIC YARD). REINFORCE WITH #3 BARS @ 18" O.C.E.W.
 2. SUBGRADE TO BE 6" CTB
 3. REFER TO GENERAL NOTES FOR ADDITIONAL REQUIREMENTS.
 4. MEDIAN CONSTRUCTION NOT TO BEGIN UNTIL COMPLETION OF DECELERATION LANE.

- GENERAL NOTES**
1. ALL CURBS TO BE PLACED INTEGRAL WITH PAVEMENT AND SHALL MEET THE SAME COMPRESSIVE STRENGTH AS THE PROPOSED CONCRETE PAVEMENT.
 2. ARRANGEMENT OF JOINTS SHALL MATCH JOINTS IN EXISTING PAVEMENT.
 3. ALL BAR LAPS SHALL BE 30" DIAMETERS.
 4. BAR CHAIRS SHALL BE FURNISHED.
 5. CROSS SLOPE OF PROPOSED TURN LANE WILL BE 1/4" PER FOOT.
 6. CONCRETE PAVEMENT FOR TURN LANE WILL BE 8" THICK, 3000 PSI COMPRESSIVE STRENGTH AT 28 DAYS WITH A MIXTURE THAT IS MINIMUM FIVE SACKS PER CUBIC YARD. REINFORCEMENT WILL BE #3 BARS @ 18" O.C.W.
 7. SUBGRADE WILL BE SCARIFIED TO A DEPTH OF 6" AND RECOMPACTED TO 95% STANDARD PROCTOR DENSITY. SUBGRADE TO BE STABILIZED WITH 6% BY WEIGHT OF HYDRATED LIME. SUBGRADE SHALL EXTEND 1' BACK OF PROPOSED CURB. 6" CTB MAY BE ALLOWED AS ALTERNATE TO LIME STABILIZATION.
 8. ALL JOINTS IN CONCRETE PAVEMENT TO BE SEALED WITH 0A55 ASPHALT OR RUBBER BASED COMPOUND.
 9. INSTALLATION OF DRIVE APPROACHES, SIDEWALKS, RIGHT-TURN LANE AND MEDIAN IMPROVEMENTS SHALL MEET TOWN OF ADDISON STANDARDS.



NOTE: REFER TO SHEET A-1G, OFF SITE WATER PLAN FOR CONSTRUCTION OF WATER MAIN EXTENSION. (N.I.C.)

Δ = 11°28'40"
R = 250'
L = 50.08'
T = 25.13'
E = 1.26'

RELOCATE EX. PP (BY OTHERS) CONTRACTOR TO COORDINATE

CONST. 5' SIDEWALK ADJACENT TO CURB W/ BARRIER FREE RAMP AT DRIVE APPROACH.


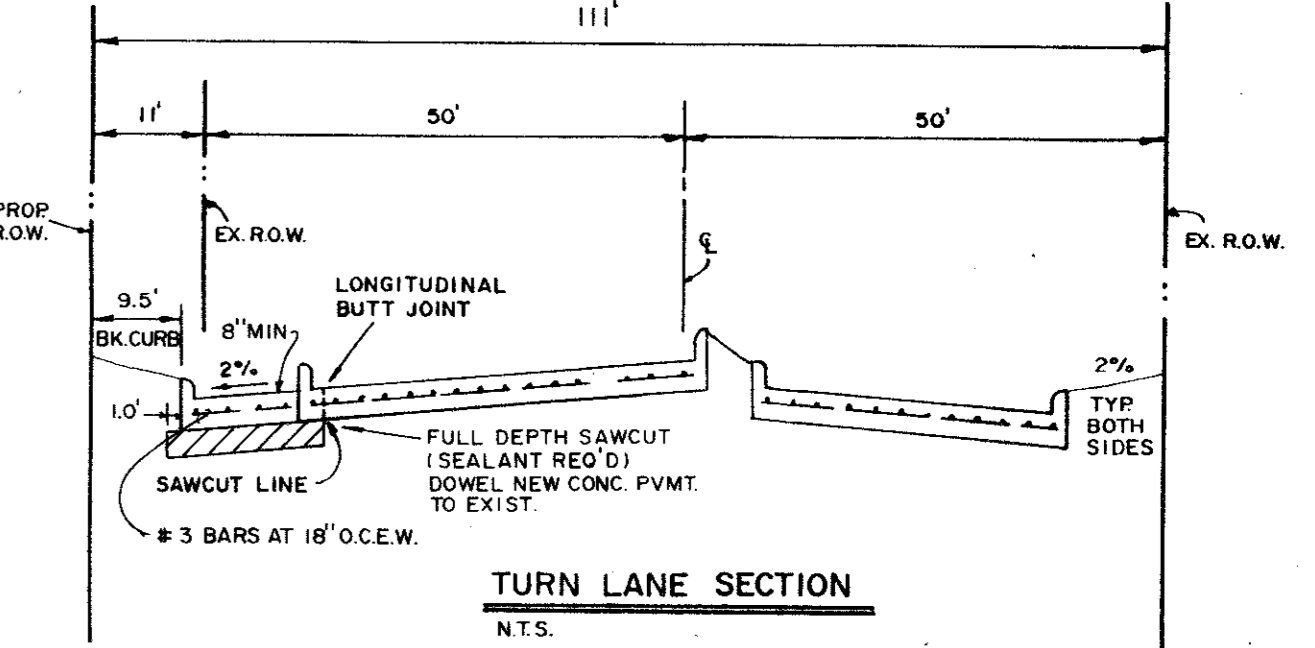
PRINTEMPS ADDN. NO. 1
VOL. 89013, PG. 0827

CONNECT PROP. 18" DIA. RCP TO EXIST. 18" RCP W/ 18" x 45" BEND. FIELD VERIFY 18" DIA. FL. PRIOR TO CONSTRUCTION

CONST. 5' SIDEWALK ADJACENT TO CURB W/ BARRIER FREE RAMP (TYP.)

CONST. BARRIER FREE RAMPS

BENCHMARK: " " CUT ON STORM SEWER INLET ON SOUTH SIDE OF BELT LINE ROAD 70'± WEST OF COMMERCIAL DRIVE. ELEV. 580.56'



8/7/92 REV. MEDIAN PER CITY COMMENTS
8/26/92 REV. PROP. DRIVE, MEDIAN NOSES & ALLEE PAVERS

DECELERATION LANE & MEDIAN CONSTRUCTION						
BELT LINE RD. & BUSINESS AVE.						
TOWN OF ADDISON						
CONSULTING ENGINEERS LAWRENCE A. CATES & ASSOC. DALLAS, TEXAS						
DESIGN	DRAWN	DATE	SCALE	NOTES	FILE	NO.
LAC	LAC	6/19/92	1" = 20'		92023	C-1