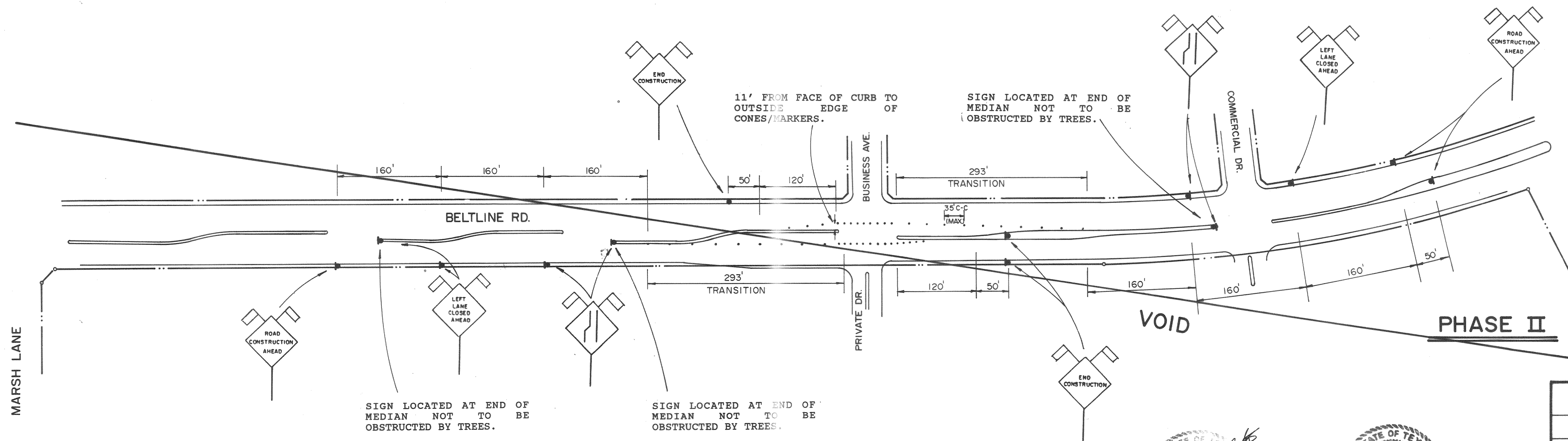


PHASE I





PHASE II

SIGN LOCATED AT END OF MEDIAN NOT TO BE OBSTRUCTED BY TREES.

SIGN LOCATED AT END OF MEDIAN NOT TO BE OBSTRUCTED BY TREES.

AS BUILTS

I CERTIFY THIS PROJECT WAS CONSTRUCTED IN GENERAL CONFORMANCE WITH THESE CONSTRUCTION PLANS AND WILL FUNCTION AS DESIGNED.



TRAFFIC CONTROL PLAN						
BELTLINE RD. EAST OF MARSH LN.						
TOWN OF ADDISON, TEXAS						
LAWRENCE A. CATES & ASSOC. CONSULTING ENGINEERS DALLAS, TEXAS						
DESIGN	DRAWN	DATE	SCALE	NOTES	FILE	NO.
L.A.C.	L.A.C.	8/24/92	1"=100'		92023	C-4