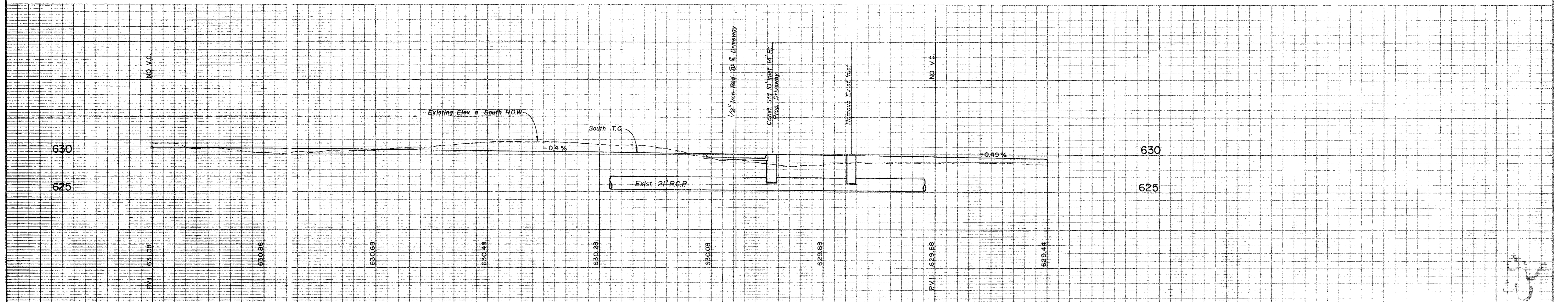


LEGEND

□	Bench Mark
G	Gas Line
—	Overhead Power
—	Guy Wire/Anchor
+	Fire Hydrant
SS	Sanitary Sewer Line
---	Property or Right Of Way Line
■	Traffic Pull Box
●	Pedestal Pole Foundation
628.97	Existing Spot Elevation

NOTE: ALL UNPAVED AREAS HAVE UNDERGROUND SPRINKLERS.
 THERE IS NO EVIDENCE ON PROPERTY SURVEYED OF EASEMENTS TO TEXAS POWER & LIGHT CO. RECORDED IN VOLUME 1313, PAGE 588 AND VOLUME 1910, PAGE 110, DEED RECORDS, DALLAS COUNTY, TEXAS.

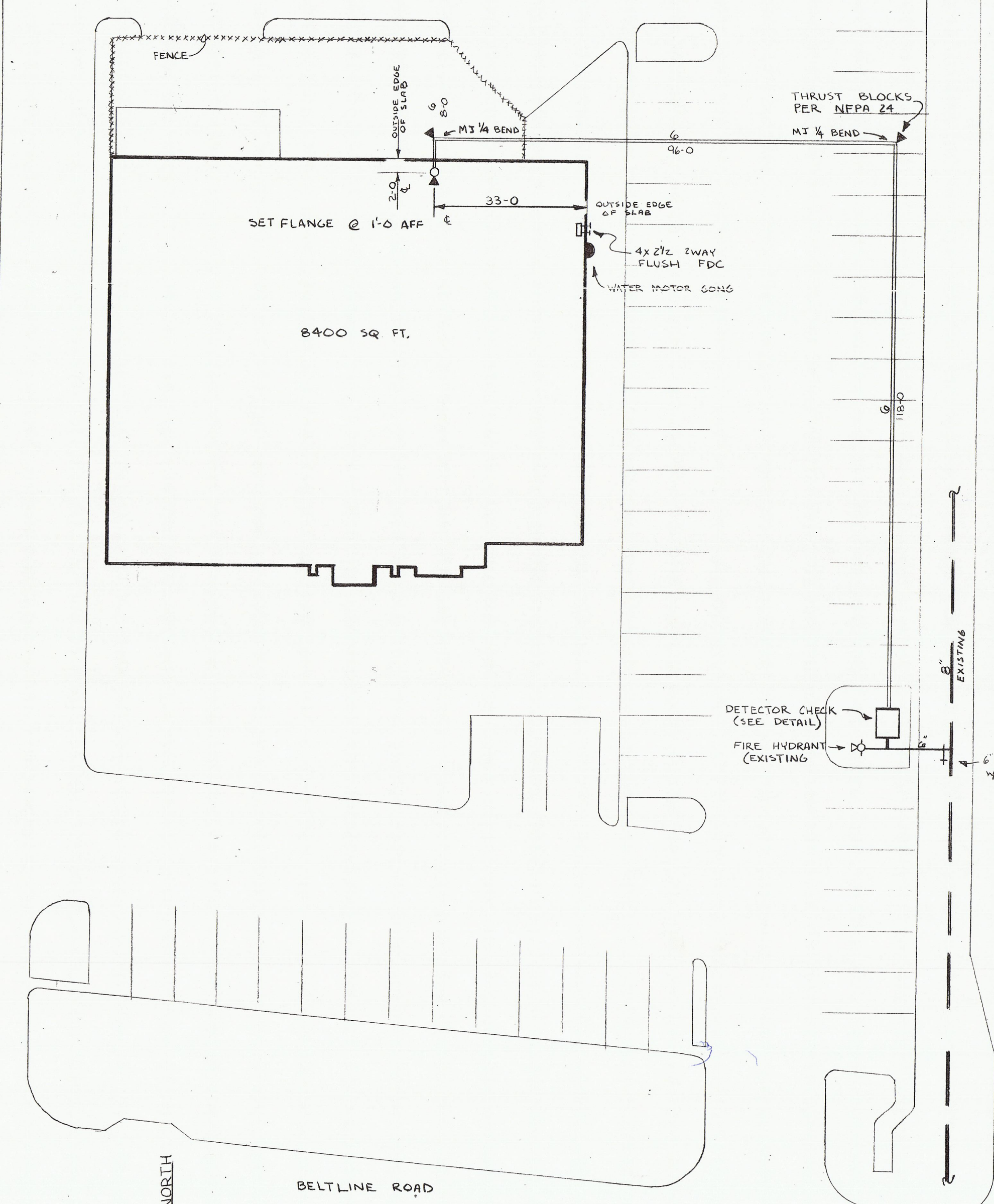
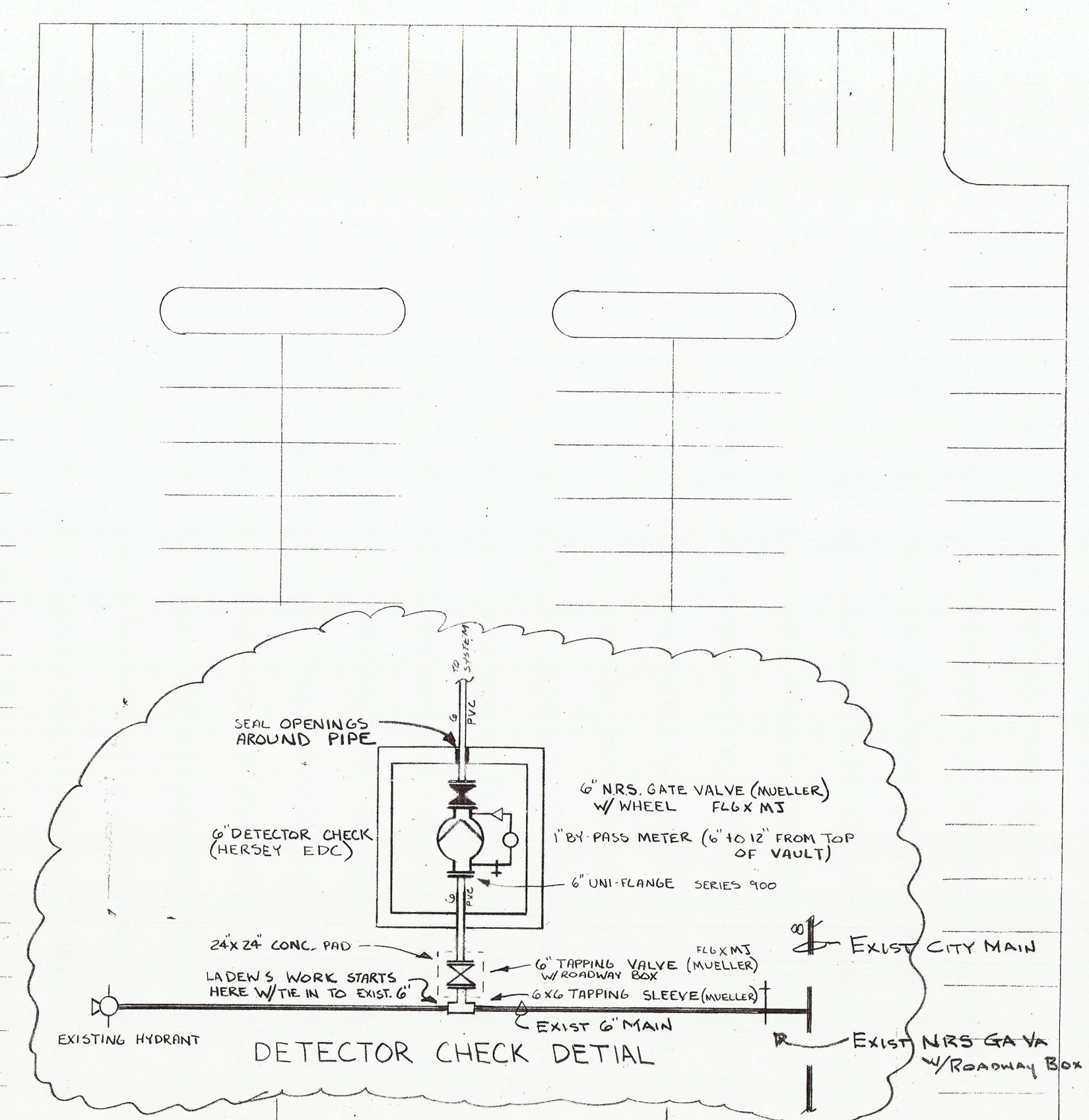
B.M. 6 "□" Top of Curb At Center Radius North Side Of West Drive Into Fire Station, 4500 Block Of Belt Line Road.



RWA
 CONSULTING ENGINEERING
 LAND SURVEYING
 1255 N. Collins Blvd., Suite 107
 Richardson, Texas 75080
 972.385.8833

CITY OF ADDISON
ATCHAFALAYA RIVER CAFE
BELT LINE ROAD
 Rega & Associates Consulting Engineers

DESIGN	DRAWN	DATE	SCALE	NOTES	FILE	NO.
L.R.R.	M.R.R.	12-28-09	1" = 20' H 1" = 6' V			



SITE PLAN
SCALE: 1"=20'-0"

GENERAL NOTES

- 1) ALL UNDERGROUND PIPE TO BE CLASS 150 BLUE BRUTE.
- 2) NO 1/2\"/>
- 3) BEDDING MATERIAL FOR WATER PIPE SHALL BE SAND. SAND SHALL BE PLACED 6\"/>
- 4) ALL UNDERGROUND FITTINGS TO POLYWRAPED (8.M.I.).
- 5) PIT TO BE 4'-0\"/>

DRAWING SUBMITTED FOR REVIEW

I hereby certify that this sprinkler system design has been detailed in accordance with appropriate local ordinances, building codes, other enactments, contractual agreements and / or standards adopted by the Texas State Fire Marshal under Article 5.43-3.
1/31 Craig M. Andrus Date: Jan 26 1997
CRAIG M. ANDRUS RME Lic. #SSL-0178

PLAN VIEW SYMBOLS		BUILDING & SYSTEM LEGEND		125# BLK. C.I. FLANGED FITTINGS		125# BLK. C.I. SCREW FITTINGS		GROOVED FITTINGS		U.L. APPROVED WELDED OUTLETS		SPRKLRS. ON SHEET	SYM.	SIZE	SPRINKLER DESCRIPTION	NO.	DATE	REVISION DESCRIPTION
WET MAIN RISER	STD. F.D.C. 2 1/2 x 1 1/4	HYDRAULIC LINE NO.	(-)-1 PIPE BELOW	FLANGED UNION	90° ELL	90° ELL	90° ELL	COUPLING	U.L. APPROVED WELDED OUTLET	182	212	285						
DRY MAIN RISER	FLUSH F.D.C. 2 1/2 x 1 1/4	HYDRAULIC REF. POINT	(-)-2 PIPE ABOVE FLOOR	FLANGED SCREENED REDUCER	45° ELL	45° ELL	45° ELL	TAPER REDUCER	WELD SHOP									
DELUGE RISER	SINGLE F.D.C. 2 1/2 x 3	FABRICATION LINE NO.	(-)-3 ROOF ELEVATION	TEE	TEE	TEE	TEE	TEE	PIPE-O-LET									
WATER MOTOR & GONG	FIRE HOSE RACK	FABRICATION MAIN NO.	(-)-4 CEILING ELEVATION	REDUCER	CROSS	CROSS	CROSS	TEE										
ELECTRIC BELL	FIRE HOSE CABINET	WALL TO ROOF DECK	(-)-5 CEILING HIGH WALL	ELL	SHOULDER JOINT UNION	SHOULDER JOINT UNION	SHOULDER JOINT UNION	TEE										

DESIGNED BY: CMA/ JLM
 DRAWN BY: JLM
 CHECKED BY: JLM
 CONTRACT NO. 01-3073
 DATE 1-23-87

L&DEW FIRE PROTECTION
 P.O. BOX 270639
 4120 SCOTTSDALE DR.
 DALLAS, TEXAS 75227
 (214) 388-2171

TEXAS STATE FIRE MARSHAL CERTIFICATE OF REGISTRATION NO. SCR-0004

EL PASO [] HOUSTON [] EL PASO [] DALLAS [] SAN ANTONIO [] AUSTIN [] SAN MARCO [] SAN ANTONIO []

AUTOMATIC SPRINKLER SYSTEM FOR
ATCHAFALAYA RIVER CAFE
 4440 BELTLINE ROAD
 ADDISON, TEXAS

SCALE: AS SHOWN
 SHEET NO. 1 OF 1