C6.1 NOT USED
SCALE: N.T.S

C6.2 NOT USED
SCALE: N.T.S

C6.3 CONTROL JOINT DETAIL
SCALE: N.T.S

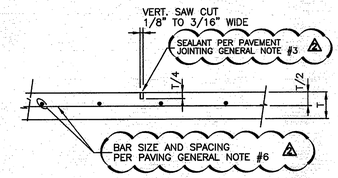

C6.4 NOT USED
SCALE: N.T.S

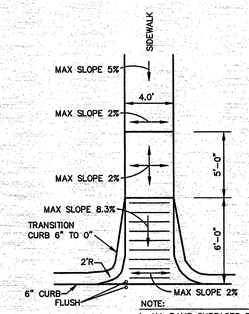

NOTE:
1. ALL RAMP SURFACES SHALL BE BROOM FINISHED. TRAVERSE TRACTION GROOVES 1/8" DEEP 3/4" WIDE AND 2" APART AND ARRANGED SO THAT WATER WILL NOT ACCUMULATE
2. CONCRETE FOR HANDICAP RAMPS SHALL BE INTEGRAL COLORED "TILE RED" (SEE SHEET C3, GENERAL NOTES–PAVING, NOTE #13)
3. ALL RAMPS SHALL MEET ADA AND TAS STANDARD CRITERIA.

C6.5 TYPE 1 BARRIER FREE RAMP
SCALE: N.T.S

NOTE:
A ZIP STRIP TYPE FORM/SEPARATOR SHALL BE PLACED BETWEEN NEW SIDEWALKS AND/OR CURBS. #3 DOWEL SHALL BE PLACED AT 18" O.C. (DRILLED IN WHERE A CURB OR SIDEWALK EXISTS).

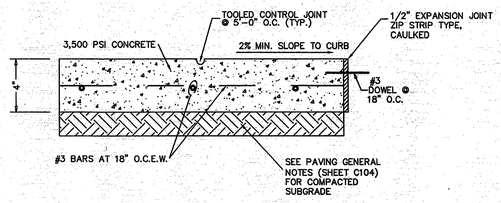

NOTE:
CAULKED EXPANSION JOINTS @ 20' O.C. ZIP STRIP TYPE

C6.6 CONCRETE SIDEWALK
SCALE: N.T.S

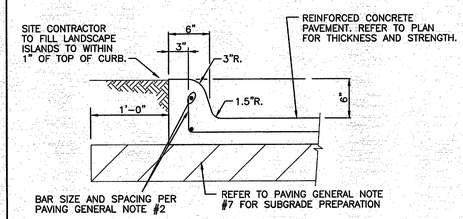

C6.7 INTEGRAL CURB DETAIL
SCALE: N.T.S

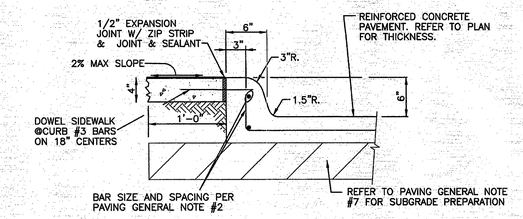

C6.8 INTEGRAL CURB DETAIL WITH SIDEWALK
SCALE: N.T.S

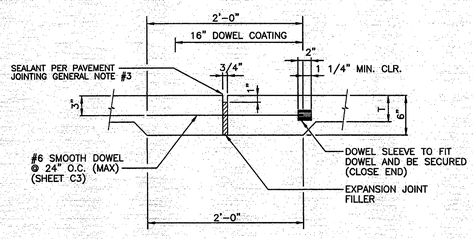

C6.9 EXPANSION JOINT DETAIL
SCALE: N.T.S

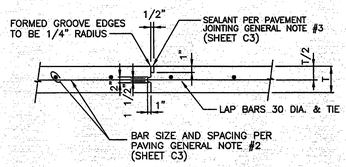

C6.10 CONSTRUCTION JOINT DETAIL
SCALE: N.T.S

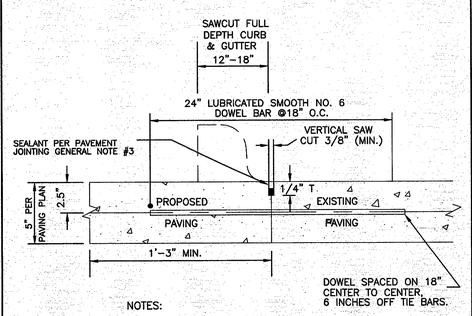

NOTES:
1. NO. 5 SMOOTH DOWEL BAR MAY BE USED IN 5 INCH AND 6 INCH PAVEMENT THICKNESS.
2. LONGITUDINAL BUTT CONSTRUCTION MAY BE UTILIZED IN PLACE OF LONGITUDINAL HINGED (KEYWAY) JOINT AT CONTRACTORS OPTION.
3. DOWEL BARS SHALL BE DRILLED INTO PAVEMENT HORIZONTALLY BY USE OF A MECHANICAL RIG.

DRILLING BY HAND IS NOT ACCEPTABLE, PUSHING DOWEL BARS INTO GREEN CONCRETE NOT ACCEPTABLE.

C6.11 LONGITUDINAL BUTT JOINT DETAIL
SCALE: N.T.S

C6.12 NOT USED
SCALE: N.T.S

NO.	CONSTRUCTION REVISION	BY	DATE
		BP	12/6/12

Burry+Partners
ENGINEERING SOLUTIONS
5310 Harvest Hill Road, Suite 100
Dallas, Texas 75230
Tel. (972)991-0011 Fax (972)991-0278
Burry+Partners-DFW, Inc. ©Copyright 2012
Texas Registration #F-1048

STATE OF TEXAS
JOSHUA A. MILLSAP
100118
LICENSED
PROFESSIONAL ENGINEER
12-14-12

PAVING DETAILS

CHILI'S–ADA PARKING RENOVATION
4500 BELTLINE RD.
ADDISON, TEXAS

Scale: N.T.S. Date: 10-26-12
Designed By:
Drawn By:
Checked By:
File:
Project No.: R010050430006

SHEET
C6