

GENERAL NOTES

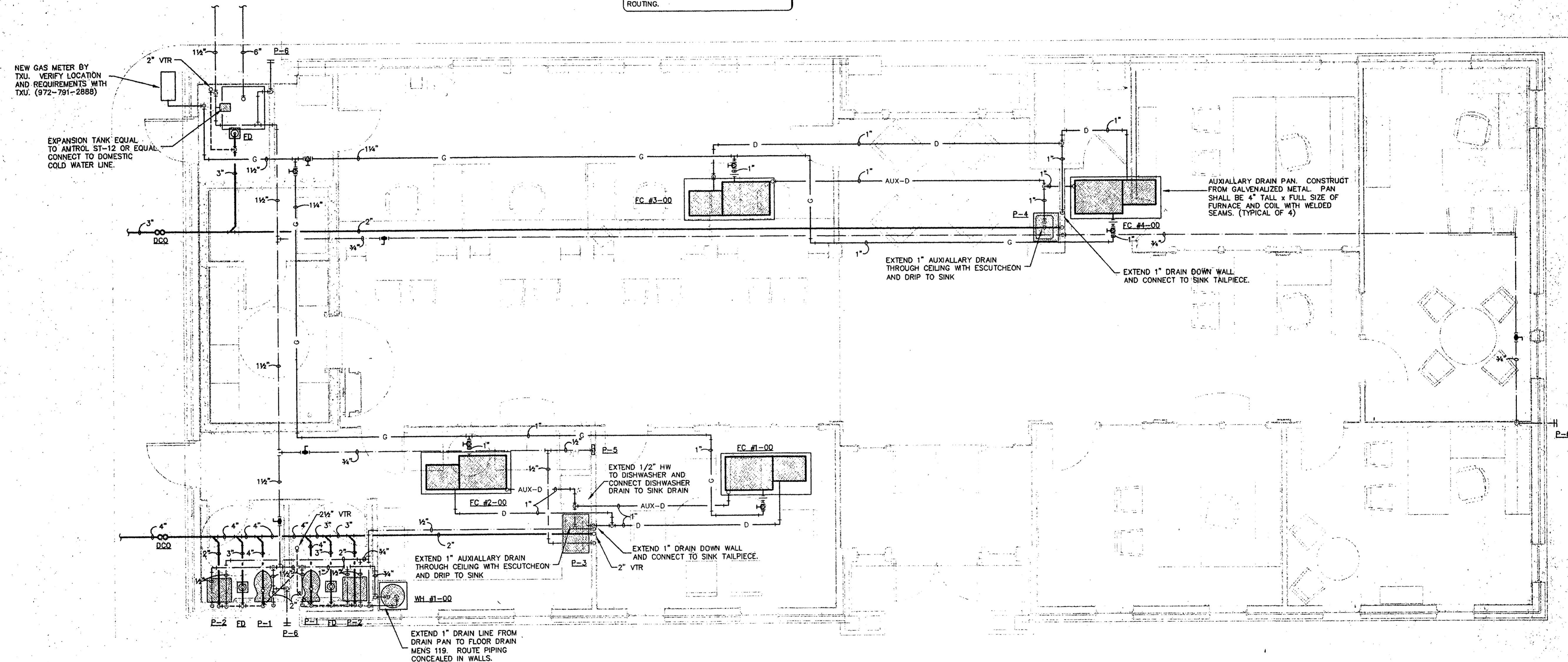
- A. REFER TO FIXTURE CONNECTION SCHEDULE FOR PIPING SIZE FOR INDIVIDUAL FIXTURES.
- B. ALL GAS UTILITY WORK SHALL BE PERFORMED IN ACCORDANCE WITH TXU AND THE TOWN OF ADDISON PUBLIC WORKS DEPARTMENT. TXU SHALL PERFORM ALL WORK UPSTREAM OF GAS METER AND THE CONTRACTOR SHALL PERFORM ALL WORK DOWNSTREAM OF GAS METER. THE CONTRACTOR SHALL PAY TXU FOR ALL CHARGES TO PERFORM THIS WORK.
- C. GAS METER SHALL BE SIZED TO PROVIDE 440 CFH GAS AT 8 OUNCES OF PRESSURE.

PLUMBING LEGEND

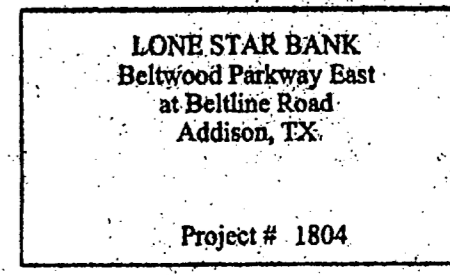


SYMBOL	DESCRIPTION
VTR	VENT THROUGH ROOF
---	SANITARY SOIL LINE
---	SANITARY VENT LINE
---	COLD WATER LINE
---	HOT WATER LINE
G	GAS LINE
WH	WATER HEATER
WCO	WALL CLEANOUT
CO	CLEANOUT
DCO	DOUBLE CLEANOUT
⊕	BALL VALVE
— —	UNION
— —	GAS COCK
D	DRAIN LINE
AUX-D	AUXILIARY DRAIN LINE

ROOF DRAINS

EXTEND 4" SCHEDULE 40 PVC PIPING TO TWO ROOF DRAINS. PROVIDE 4" BRASS DOWNSPOUT NOZZLE AT DISCHARGE. INSULATE PIPING EQUAL TO COLD WATER INSULATION SPECIFICATION. REFER TO SHEET A2.03 FOR ROOF DRAIN PIPING ROUTING.



1 FLOORPLAN - PLUMBING
SCALE: 1/4" = 1'-0"



7-25-2000 15482 Rev. Permit
7-23-2000 15482 Rev. Permit
8-17-2000 15482 Rev. BLD